

THIS DRAWING IS UNPUBLISHED.

RELEASED FOR PUBLICATION

-,-

© COPYRIGHT - By -

ALL RIGHTS RESERVED.

LOC

DIST

REVISIONS

P

LTR

DESCRIPTION

DATE

DWN

APVD

D2

REVISED PER ECO-11-004917

11MAR11

RK

HMR

## MATERIAL:

HOUSING: THERMOPLASTIC, UL94V-0 BLACK.

TERMINALS: BRIGHT TIN PLATED, COPPER ALLOY.

SCREWS: #6-32, STEEL, ZINC PLATED WITH CLEAR CHROMATE.

## ELECTRICAL:

CURRENT RATING UL/CSA:

CLASS C: 25A, 300V.

CLASS D: 5A, 600V.

WIRE RANGE: 12-22 AWG

## MECHANICAL:

RECOMMENDED TORQUE: 7 IN-LB.

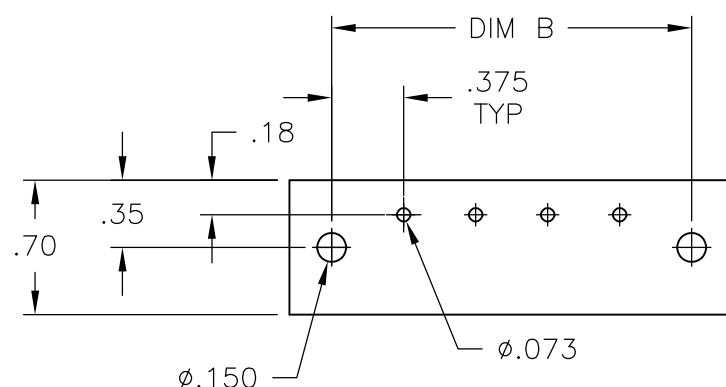
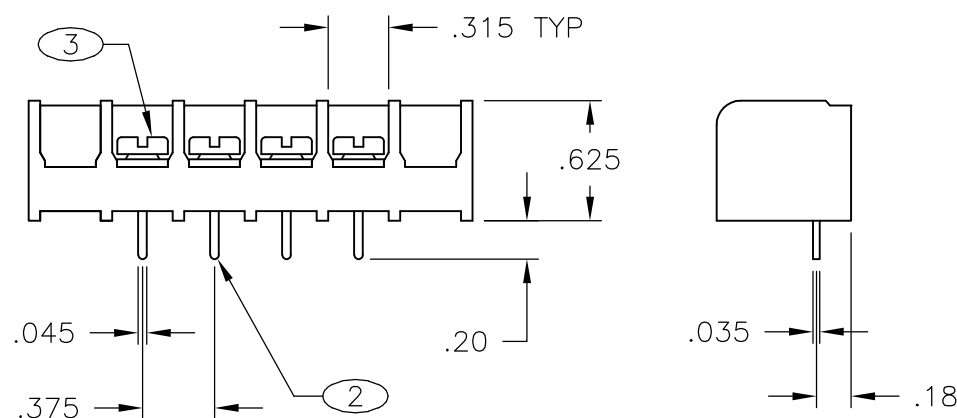
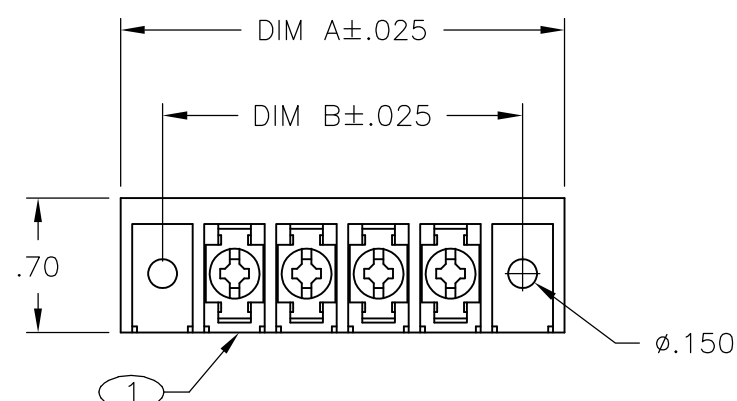
OPERATING TEMP.: 105°C MAX.

1 SCREWS ARE NICKEL PLATED BRASS.

2 SEE FIGURE.

3 MARK WITH WHITE PERMANENT INK.

4 ALL SCREWS BOTTOMED.

5 OBSOLETE PARTS: OBSOLETE CIS  
STREAMLINING PER D.RENAUD/D.SINISI

RECOMMENDED PCB LAYOUT

THIS DRAWING IS A CONTROLLED DOCUMENT.

DWN S SCHLEGEL 8/19/03

CHK S YODER 8/19/03

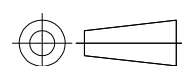
APVD S YODER 8/19/03

PRODUCT SPEC

APPLICATION SPEC

WEIGHT -

CUSTOMER DRAWING

DIMENSIONS:  
INCHESTOLERANCES UNLESS  
OTHERWISE SPECIFIED:0 PLC ± -  
1 PLC ± -  
2 PLC ± .02  
3 PLC ± .010  
4 PLC ± -  
ANGLES ± 1°  
FINISH -

MATERIAL -

STE

TE Connectivity

NAME

6PCV-XX-009 ASSEMBLY

SIZE

CAGE CODE

DRAWING NO

RESTRICTED TO

A300779

C-796988-5

SCALE NTS

SHEET 1 OF 2

REV D2

4		3		2		1					
THIS DRAWING IS UNPUBLISHED.				RELEASED FOR PUBLICATION							
© COPYRIGHT - By -				ALL RIGHTS RESERVED.							
LOC FT		DIST 0		REVISIONS							
P		LTR		DESCRIPTION		DATE		DWN		APVD	
		-		SEE SHEET 1		-		-		-	

1

2

3

4

5

6

7

8

9

10

11

12

13

14

15

16

17

18

19

20

7-1546158-8

20

19

18

17

16

15

14

13

12

11

10

9

8

7

6

5

4

3

2

1

7-1546158-9

THIS DRAWING IS A CONTROLLED DOCUMENT.				DWN S SCHLEGEL8/19/03		<div><div></div>TE Connectivity</div>							
DIMENSIONS: INCHES		TOLERANCES UNLESS OTHERWISE SPECIFIED:		CHK S YODER8/19/03		NAME							
<div><div></div></div>		0 PLC±- 1 PLC±- 2 PLC±.02 3 PLC±.010 4 PLC±- ANGLES±1°		APVD S YODER8/19/03		6PCV-XX-009 ASSEMBLY							
				PRODUCT SPEC									
				APPLICATION SPEC		-		SIZE		CAGE CODE		DRAWING NO	
MATERIAL -		FINISH -		WEIGHT -		A3		00779		C-796988-5		-	
CUSTOMER DRAWING				SCALE NTS		SHEET 2 OF 2		REV D2					

1470-19 (3/11)

# Mouser Electronics

Authorized Distributor

Click to View Pricing, Inventory, Delivery & Lifecycle Information:

[TE Connectivity:](#)

[6PCV-02-009](#)