


PTH12040 12 Vin

Total Power: 275 Watts
of Outputs: Single



Special Features

- 50 A output current ⁽⁵⁾
- 12 V input voltage (8 Vdc to 14 Vdc)
- Wide-output voltage adjust
 - 0.8 Vdc to 5.5 Vdc
- Auto-track™ sequencing*
- Margin up/down controls
- Efficiencies up to 96%
- Output ON/OFF inhibit
- Differential remote sense
- Programmable Under-Voltage Lockout (UVLO)
- Point-of-Load-Alliance (POLA) compatible
- Available RoHS compliant
- 2 Year Warranty

Safety

- UL/cUL CAN/CSA-C22.2 No. 60950, File No. E174104
- TÜV Product Service (EN60950) Certificate No. B 04 06 38572 044
- CB Report and Certificate to IEC60950, Certificate No. US/8292/UL

Specifications

Input		
Input voltage range:	(See Note 3)	8 - 14 Vdc
Input standby current:	(See Note 2)	35 mA typ.
Remote ON/OFF:	(See Note 1)	Positive logic
Start-up time:		1 V/ms
Undervoltage lockout: + Pin 8 open	(See Note 8)	6.6 - 7.5 V typ.
Track input current:	Pin 18 (See Note 7)	- 0.13 mA
Output		
Voltage adjustability:		0.8 - 5.5 Vdc
Setpoint accuracy:	(See Note 1)	± 2.0% Vo
Line regulation:		± 5 mV typ.
Load regulation:		± 5 mV typ.
Total regulation:	(See Note 1)	± 3.0% Vo
Minimum load:		0 A
Ripple and noise:	20 MHz bandwidth	15 mV typ.
Transient response:	(See Note 4)	70 μs recovery time Overshoot/undershoot 150 mV
Margin adjustment:	(See Note 7)	± 5.0% Vo

All specifications are typical at nominal input, full load at 25 °C unless otherwise stated
C_{in} = 1000 μF, C_{out} = 660 μF

*Auto-track™ is a trade mark of Texas Instruments



EMC Characteristics	
Electrostatic discharge:	EN61000-4-2, IEC801-2
Conducted immunity:	EN61000-4-6
Radiated immunity:	EN61000-4-3

General Specifications		
Efficiency:		See efficiency table on page 3
Insulation voltage:		Non-Isolated
Switching frequency:		1.05 Mhz.
Approvals and standards:		EN60950, UL/cUL60950
Material flammability:		UL94V-0
Dimensions:	(L x W x H)	51.94 x 26.54 x 9.07 mm 2.045 x 1.045 x 0.357 in
Weight:		17g (60 oz)
MTBF:	Telcordia SR-332	2,500,000 hours

Environmental Specifications

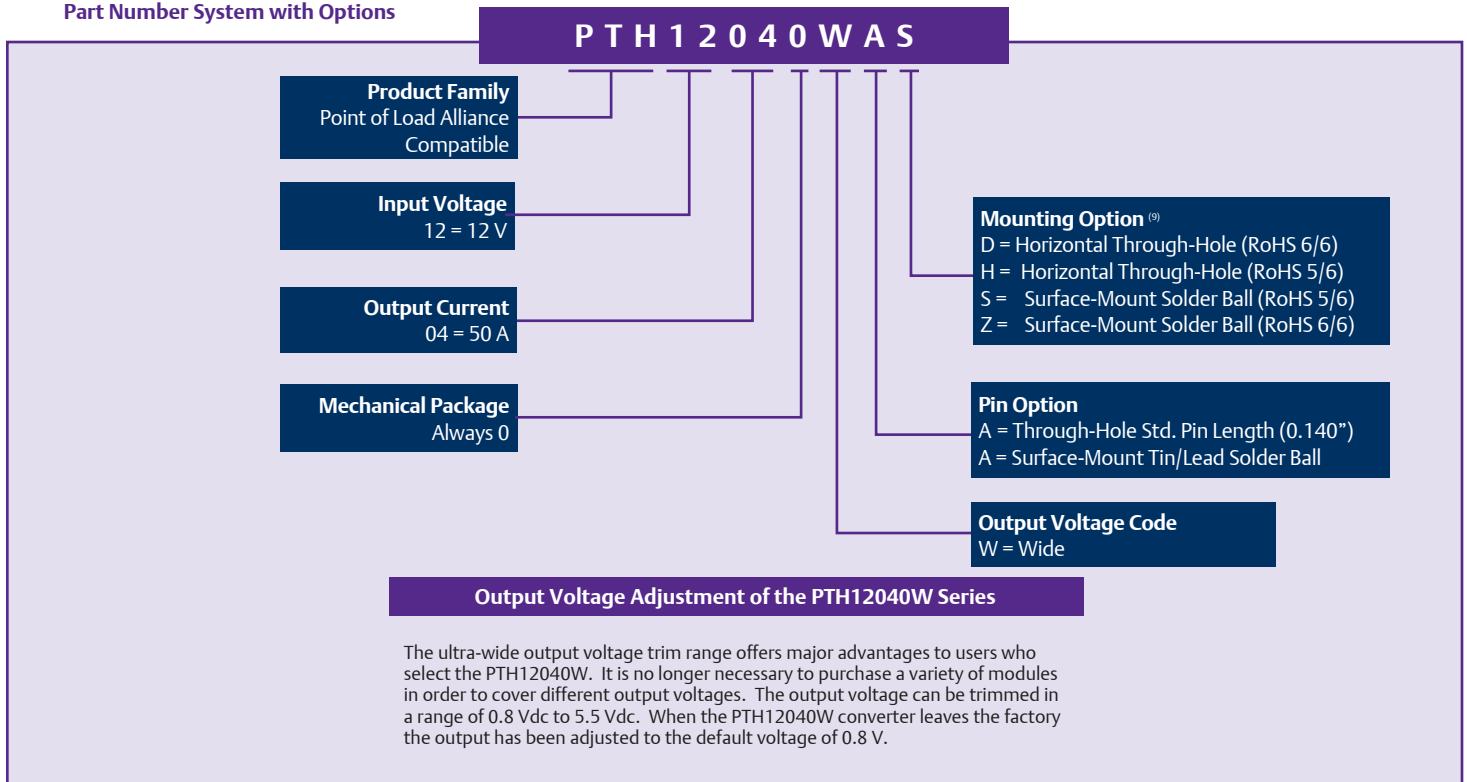
Thermal performance:	Operating ambient, temperature Non-operating	-40 °C to +85 °C -40 °C to +125 °C
MSL ('Z' suffix only):	JEDEC J-STD-020C	Level 3

Protection		
Short circuit:	Auto reset	95 A
Thermal:		Auto recovery

Ordering Information

Output Power (max)	Input Voltage	Output Voltage	Output Currents		Efficiency (max)	Regulation		Model Numbers ^(9, 10)
			Min	Max		Line	Load	
275 W	8 - 14 Vdc	0.8 - 5.5 Vdc	0 A	50 A	96%	± 5 mV	± 5 mV	PTH12040W

Part Number System with Options



Efficiency Table - PTH12040W ($I_O = 35$ A)

Output Voltage	Efficiency
$V_o = 5.0$ V	96%
$V_o = 3.3$ V	95%
$V_o = 2.5$ V	93%
$V_o = 2.0$ V	92%
$V_o = 1.8$ V	91%
$V_o = 1.5$ V	90%
$V_o = 1.2$ V	88%
$V_o = 1.0$ V	86%
$V_o = 0.8$ V	82%

Notes

- The set-point voltage tolerance is affected by the tolerance and stability of R_{SET} . The stated limit is unconditionally met if R_{SET} has a tolerance of 1% with 100 ppm/°C or better temperature stability.
- This control pin has an internal pull-up to 5 V nominal. If it is left open-circuit the module will operate when input power is applied. A small low leakage (<100 nA) MOSFET is recommended for control. For further information, consult the related application note. For further information, consult Application Note 193.
- A 1000 μ F input capacitor is required for proper operation. The capacitor must be rated for a minimum of 300 mA rms of ripple current.
- This is with a 1 A/ μ s loadstep, 50 to 100% I_{Omax} , $I_O = 680$ μ F.
- See Figures 1 and 2 for safe operating curves.
- When the set-point voltage is adjusted higher than 3.6 V, a 10 V minimum input voltage is recommended.
- A small low-leakage (<100 nA) MOSFET is recommended to control this pin. The open circuit voltage is less than 1 Vdc.
- These are the default voltages. They may be adjusted using the 'UVLO Prog' control input. Consult Application Note No. 193 for further information.
- To order Pb-free (RoHS compatible) surface-mount parts replace the mounting option 'S' with 'Z', e.g. PTH12040WAZ. To order Pb-free (RoHS compatible) through-hole parts replace the mounting option 'H' with 'D', e.g. PTH12040WAD.
- NOTICE: Some models do not support all options. Please contact your local Emerson Network Power representative or use the on-line model number search tool at <http://www.Emerson.com/EmbeddedPower> to find a suitable alternative.

Characteristic Data

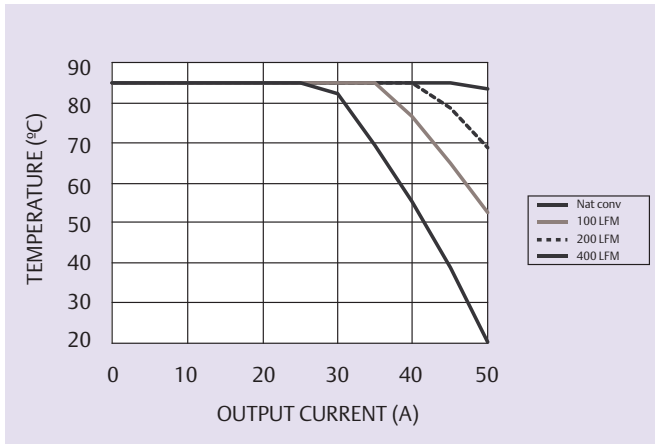


Figure 1 - Safe Operating Area
Vin = 12 V, Output Voltage = 3.3 V (See Note A)

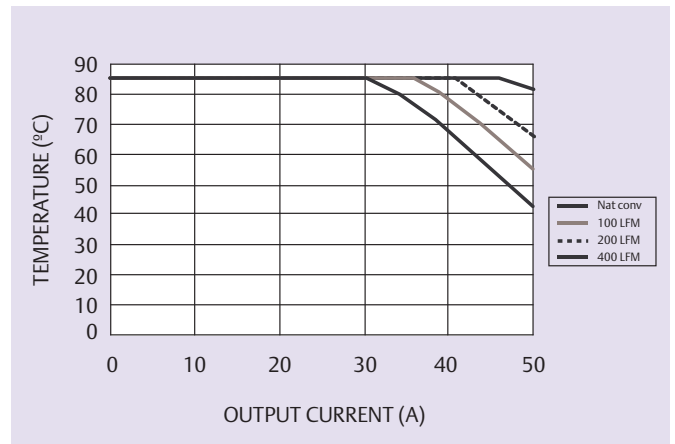


Figure 2 - Safe Operating Area
Vin = 12 V, Output Voltage = 1.2 V (See Note A)

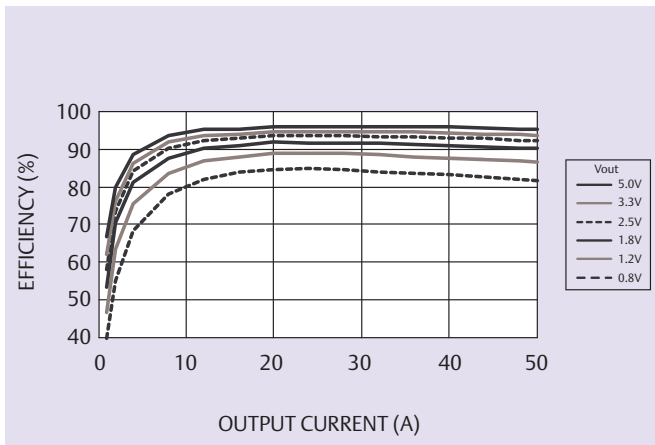


Figure 3 - Efficiency vs Load Current
Vin = 12 V (See Note B)

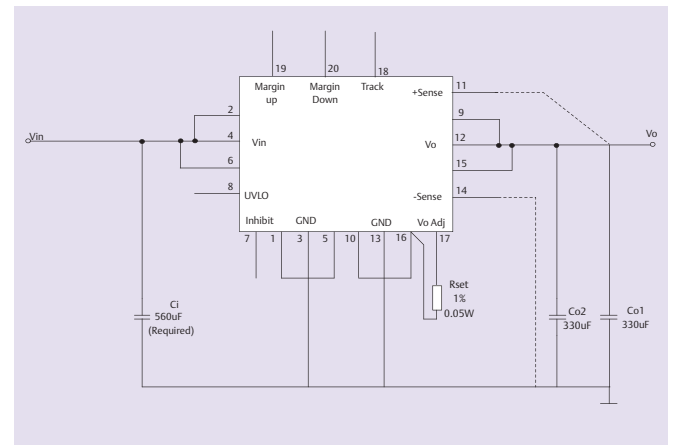


Figure 4 - Standard Application

Notes

- A SOA curves represent the conditions at which internal components are within the Emerson Network Power derating guidelines.
- B Characteristic data has been developed from actual products tested at 25 °C. This data is considered typical data for the converter.

Mechanical Drawings

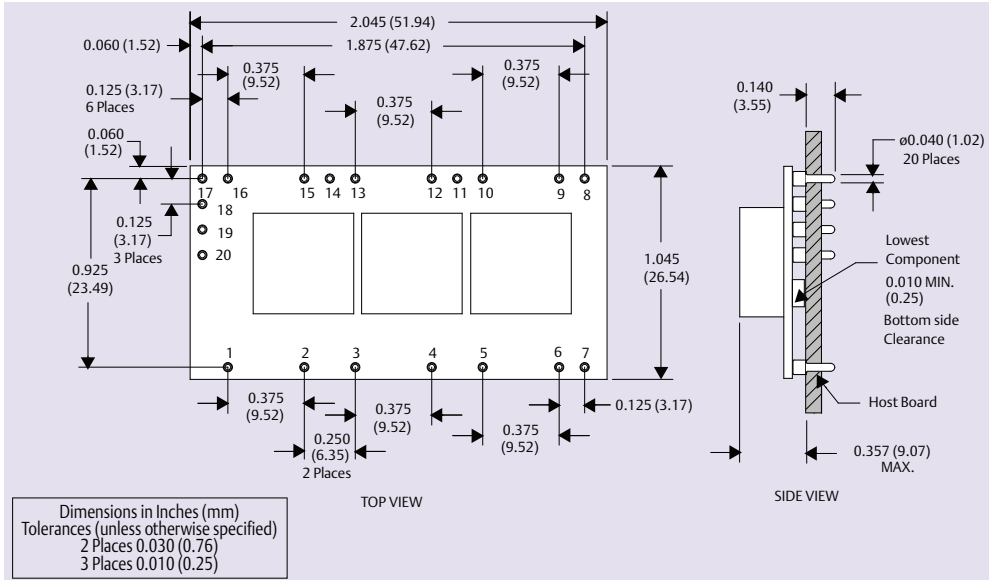


Figure 5 - Plated Through-Hole

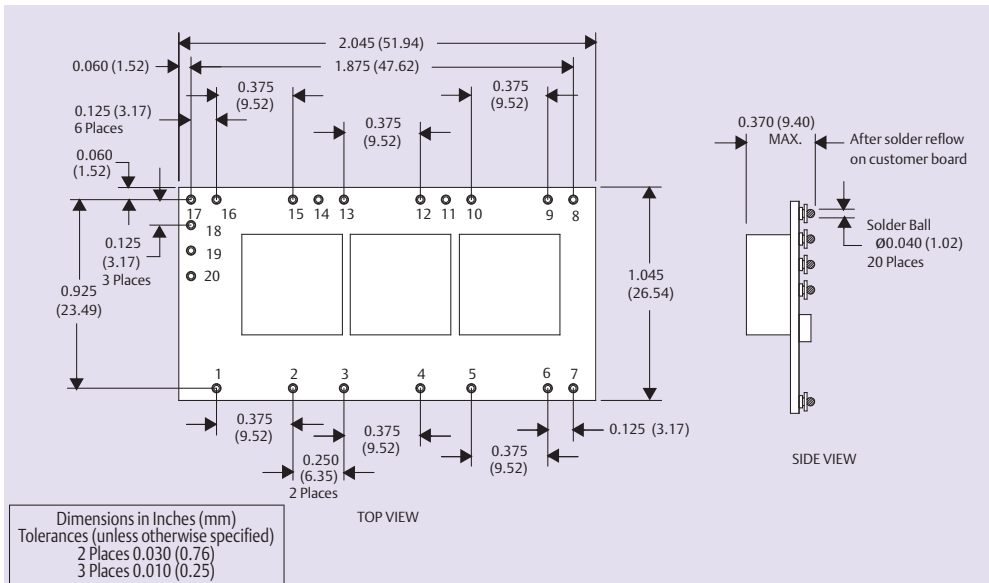


Figure 6 - Surface-Mount

Pin Connections	
Pin No.	Function
Pin 1	Ground
Pin 2	Vin
Pin 3	Ground
Pin 4	Vin
Pin 5	Ground
Pin 6	Vin
Pin 7	Inhibit*

Pin Connections cont.	
Pin No.	Function
Pin 8	UVLO Programming
Pin 9	Vout
Pin 10	Ground
Pin 11	Vs+
Pin 12	Vout
Pin 13	Ground
Pin 14	Vs-

Pin Connections cont.	
Pin No.	Function
Pin 15	Vout
Pin 16	Ground
Pin 17	Adjust
Pin 18	Track
Pin 19	Margin Up*
Pin 20	Margin Down*

* Denotes negative logic:
Open = Normal operation
Ground = Function active

Americas

5810 Van Allen Way
Carlsbad, CA 92008
USA
Telephone: +1 760 930 4600
Facsimile: +1 760 930 0698

Europe (UK)

Waterfront Business Park
Merry Hill, Dudley
West Midlands, DY5 1LX
United Kingdom
Telephone: +44 (0) 1384 842 211
Facsimile: +44 (0) 1384 843 355

Asia (HK)

14/F, Lu Plaza
2 Wing Yip Street
Kwun Tong, Kowloon
Hong Kong
Telephone: +852 2176 3333
Facsimile: +852 2176 3888

For global contact, visit:

www.Emerson.com/EmbeddedPower
techsupport.embeddedpower@emerson.com

While every precaution has been taken to ensure accuracy and completeness in this literature, Emerson Network Power assumes no responsibility, and disclaims all liability for damages resulting from use of this information or for any errors or omissions.

Emerson Network Power.
The global leader in enabling business-critical continuity.

- AC Power
- Connectivity
- DC Power
- Embedded Computing
- Embedded Power
- Monitoring
- Outside Plant
- Power Switching & Controls
- Precision Cooling
- Racks & Integrated Cabinets
- Services
- Surge Protection

EmersonNetworkPower.com

Emerson Network Power and the Emerson Network Power logo are trademarks and service marks of Emerson Electric Co.
©2010 Emerson Electric Co.

Mouser Electronics

Authorized Distributor

Click to View Pricing, Inventory, Delivery & Lifecycle Information:

[Artesyn Embedded Technologies:](#)

[PTH12040WAD](#) [PTH12040WAZ](#)