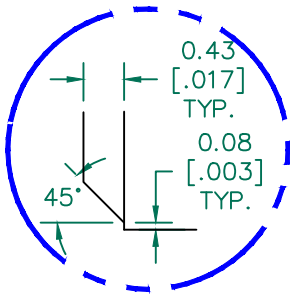


SEE DETAIL "A" SECTION A-A

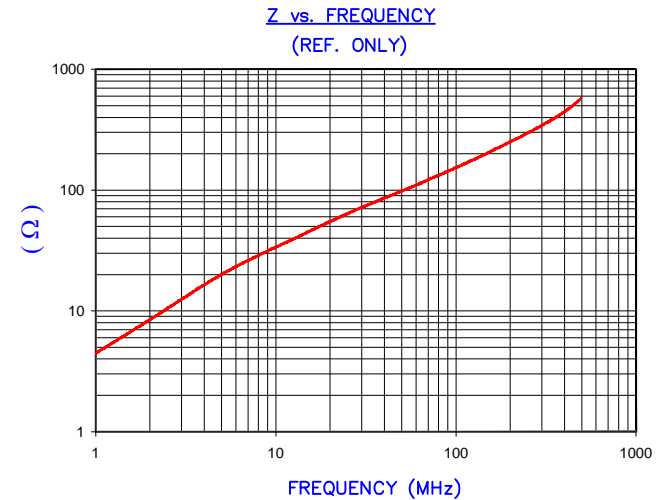


DETAIL "A"
CHAMFER
SCALE=6:1

UNCONTROLLED DOCUMENT



IMPEDANCE (Z)			
Frequency	25 MHz	100 MHz	300 MHz
Nominal (REF)	60 Ω	150 Ω	330 Ω
Minimum	- Ω	120 Ω	- Ω



AGILENT E4991A Impedance/Material Analyzer
HP 16092A Test Fixture, REF #3013

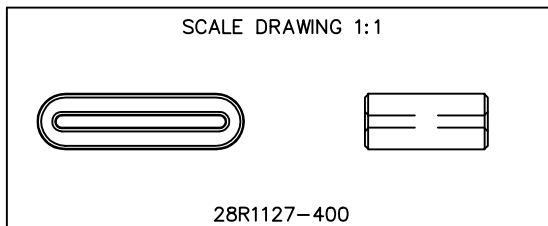
FERRITE CORE DIMENSIONS (SPEC):mm[Inches]

A	28.58 [1.125]	+	0.51 [.020]
B	23.50 [.925]	+	0.51 [.020]
C	17.00 [.669]	+	0.38 [.015]
D	7.70 [.303]	+	0.51 [.020]
E	1.70 [.067]	-	0.38 [.015]

WEIGHT/1000 14.42 kgs [31.78Lbs]

NOTES: UNLESS OTHERWISE SPECIFIED

1. COSMETIC SPECIFICATION REFER TO WI-QA-038.



DIMENSIONS ARE IN mm[INCHES].				This print is the property of Laird Tech. and is loaned in confidence subject to return upon request and with the understanding that no copies shall be made without the written consent of Laird Tech. All rights to design or invention are reserved.		Laird	
H	UPDATE COMPANY LOGO	05/27/15	QIU	PROJECT/PART NUMBER: 28R1127-400	REV H	DRAWN BY: JAJ	
G	UPDATE MIN Z SPEC AND COMPANY LOGO	07/27/07	JRK				
F	UPDATE MIN Z SPEC@100 Mhz, ADD REF #	01/29/04	JRK				
E	UPDATE ELECT SPECS & CURVE UPDATE FORMAT REM NOTE 1 CHG E TOLS	02/25/03	JRK				
D	UPDATE TO CNZ FORMAT ADD Z CURVE UPDATE ELECTRICAL SPECS, CHANGE TOLERANCE ON C DIM FROM 1.00[.039]	06/20/02	JRK				
C	ELECTRICAL TEST VALUES BASED ON DATAMYTE	09/11/01	JRK	DATE: 04/18/00	SCALE: 2 : 1	MATERIAL: FERRITE	
REV	DESCRIPTION	DATE	INT	CAD # 28R1127-400-H	TOOL # R1127		

Mouser Electronics

Authorized Distributor

Click to View Pricing, Inventory, Delivery & Lifecycle Information:

Laird:

[28R1127-400](#)