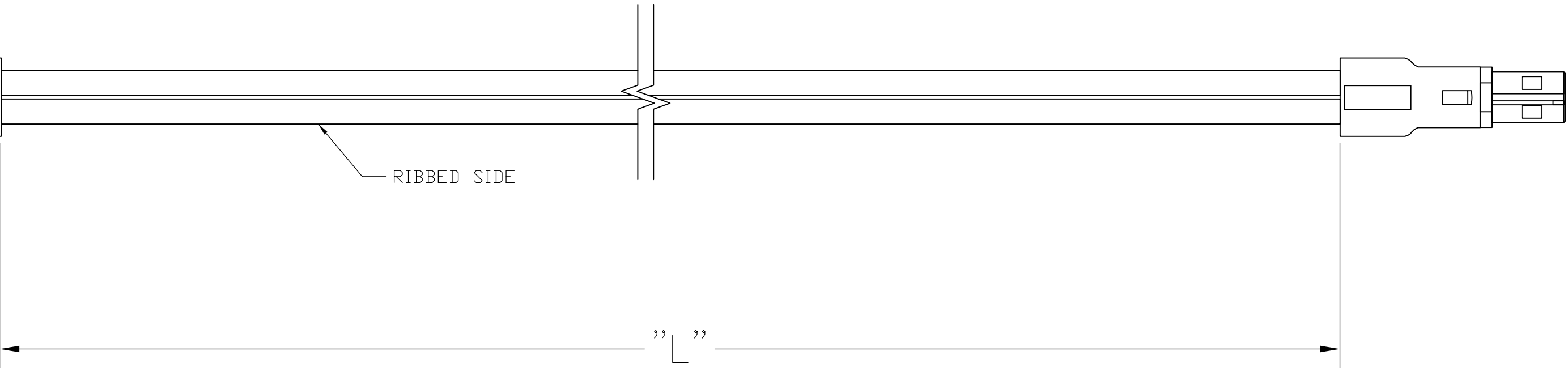
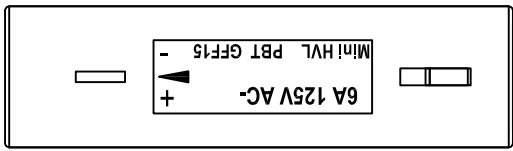
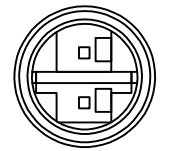
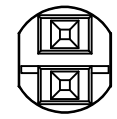


HV-4



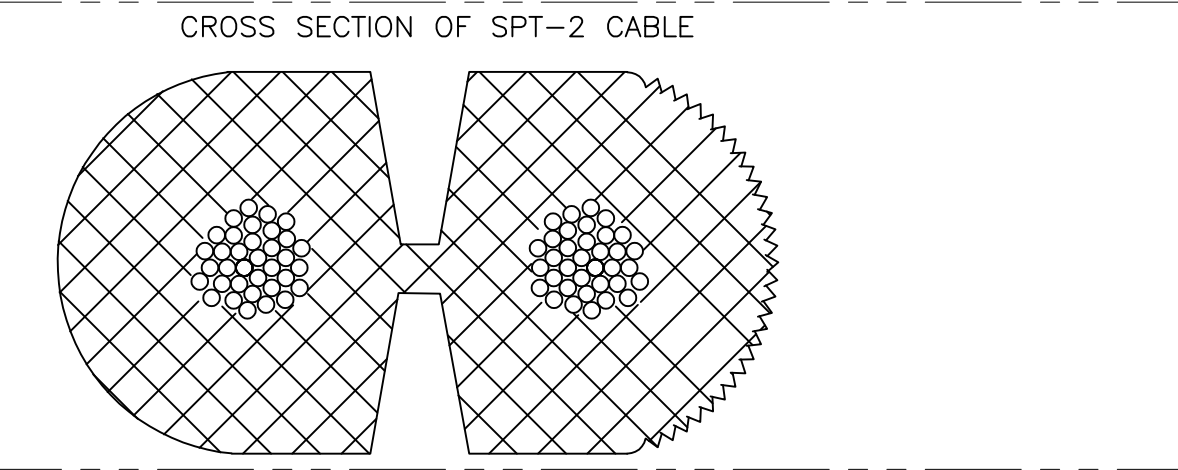
HV-4



WIRING SCHEDULE			
OUTLET		SIDE	PLUG
1	+	RIBBED	1
2	-	SMOOTH	2

1. PACKAGING ACC. TO TE SPEC.107-18032
BUNDLE EVERY 25 ASSEMBLIES WITH A RUBBER BAND
2. ELECTRICAL TEST CONTAINING "SHORT CIRCUIT TEST, CONTINUITY
AND ACCURATE CAVITY ASSIGNMENT TEST" ACC. TO
TE-SPEC.108-18857, SUBSECTION 3.1.1

3 WIRING SCHEDULE AS SHOWN



16.0 FT	±3.84	2181191-8
14.0 FT	±3.36	2181191-7
12.0 FT	±2.88	2181191-6
10.0 FT	±2.4	2181191-5
8.0 FT	±1.92	2181191-4
6.0 FT	±1.44	2181191-3
4.0 FT	±.96	2181191-2
2.0 FT	±.48	2181191-1
"L"	TOLERANCES [INCHES]	TE P/N

THIS DRAWING IS A CONTROLLED DOCUMENT.

DIMENSIONS:
INCHES

MATERIAL

-

TOLERANCES UNLESS OTHERWISE SPECIFIED:

0 PLC ± -

1 PLC ± -

2 PLC ± -

3 PLC ± -

4 PLC ± -

ANGLES ± -

FINISH -

DWN
E.C. CLAYBAUGH
16/JUN/11

CHK
P. BECKER
13/JUL/11

APVD
P. BECKER
01/AUG/11

PRODUCT SPEC

APPLICATION SPEC

WEIGHT

CUSTOMER DRAWING

TE Connectivity

CABLE ASSEMBLY, NECTOR, HV-4, OUTLET TO PLUG

SIZE
A2

CAGE CODE
00779

DRAWING NO
C=2181191

RESTRICTED TO

SCALE
N.T.S.

SHEET
1 of 1

REV
A

Mouser Electronics

Authorized Distributor

Click to View Pricing, Inventory, Delivery & Lifecycle Information:

[TE Connectivity:](#)

[2181191-1](#)