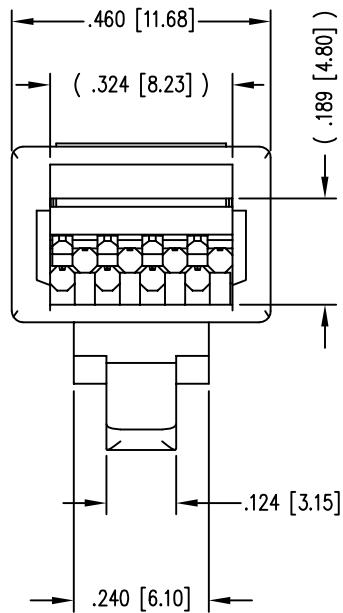
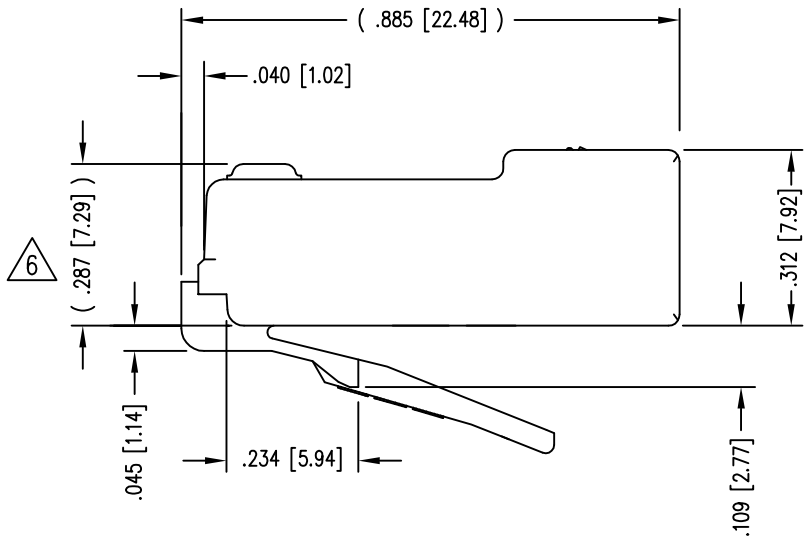
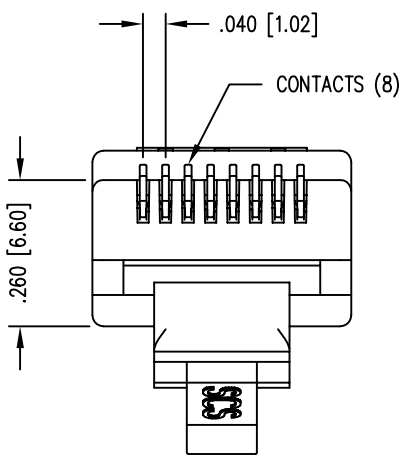
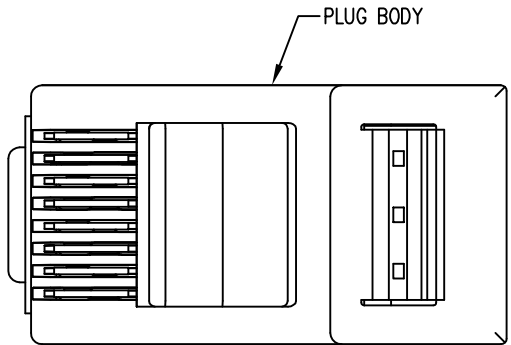


| DATE | REV | ECN | APP'D. BY |
|--------|-----|-------|-----------|
| 1-8-15 | A4 | 10176 | TRM |
| 3-1-16 | A5 | 10581 | TRM |
| | | | |
| | | | |



- NOTES:
- 1- PLUG KIT CONSISTS OF :
PRE-INSERTED PLUG BODY
 - 2- MATERIALS :
FRONT HOUSING PLASTIC : CLEAR POLYCARBONATE, UL 94-V0
CONTACTS : PHOSPHOR BRONZE, SELECTIVE GOLD PLATING
 - 3- CONTACTS TERMINATE SOLID OR STRANDED CONDUCTORS BETWEEN
.037 [0.94] TO .042 [1.07] OUTSIDE DIAMETER OF INSULATION.
 - 4- PLUG SPECIFICATION: FOR CATEGORY 5e APPLICATIONS.
 - 5- DIMENSIONS AND TOLERANCES COMPLY WITH TIA-1096 STANDARD.
 - 6- TERMINATED PLUG HEIGHT: .237 [6.02] ±.005 [0.13]
 - 7- FOR PRODUCT SPECIFICATION SEE PR026-01

| | |
|-----------------------------------|--------------|
| 50 MICRO-INCHES [1.27um] | SS-37000-007 |
| CONTACT PLATING IN MATING AREA | PART NUMBER |

RoHS



| | | | |
|--|--|-----------------|--|
| THIRD ANGLE PROJECTION |  <div>11118 Susquehanna Trail South Glen Rock, PA 17327-9199 (717) 235-7512 http://www.stewartconnector.com</div> | | |
| DO NOT SCALE DRAWING DRAWING IS SUBJECT TO CHANGE WITHOUT NOTICE | TITLE: 8 POSITION/8 CONDUCTOR UNIBODY UNSHIELDED PLUG ASSEMBLY | | |
| DIMENSIONS: INCHES [METRIC] | THIS DRAWING AND THE SUBJECT MATTER SHOWN THEREON ARE CONFIDENTIAL AND THE PROPRIETARY PROPERTY OF STEWART CONNECTOR AND SHALL NOT BE REPRODUCED, COPIED, OR USED IN ANY MANNER WITHOUT PRIOR WRITTEN CONSENT OF STEWART CONNECTOR. ONE OR MORE U.S. PATENTS MAY APPLY TO THIS PRODUCT. FOR DETAILS, PLEASE VISIT: HTTP://BELFUSE.COM/STEWART/STEWART_PATENTS/ | | |
| UNLESS OTHERWISE SPECIFIED TOLERANCES ARE ±.005 [0.13] ANGLES ARE ± 1° | DRN BY: TRM | DATE 4-29-05 | |
| SHEET NO. 1 OF 1 | APPD BY: TRM | DATE 5-27-05 | |
| | DWG NO. CT370056 | REV. A5 | |

Mouser Electronics

Authorized Distributor

Click to View Pricing, Inventory, Delivery & Lifecycle Information:

Bel:

[SS-37000-007](#)