


3/8" Square (10 mm) Single-Turn Cermet Trimmer



FEATURES

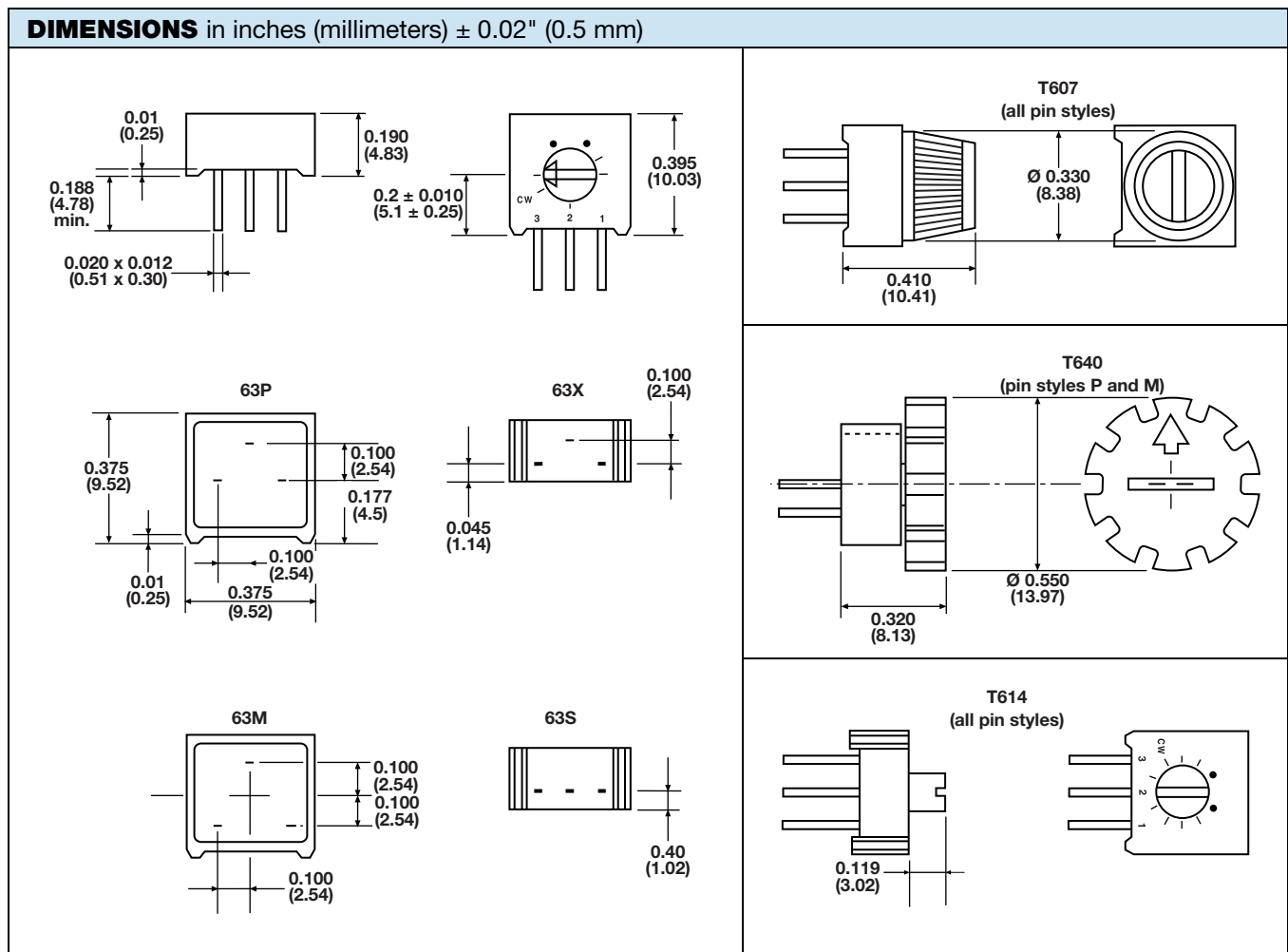
- Arrow and graduations for repeatable settings
- "O" ring seal for solvent and aqueous washing
- Rigid board mounting achieved with pins secured in housing
- Multi-finger wiper for better contact resistance
- Solid end stop
- Tests according to CECC 41000 or IEC 60393-1
- Material categorization: for definitions of compliance please see www.vishay.com/doc?99912

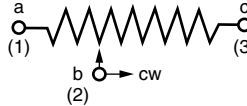

RoHS
COMPLIANT

DESIGN SUPPORT TOOLS

[click logo to get started](#)
3D
Models
Available

The Model 63 cermet trimmer is available in several pin configurations for top or side adjustment and with a choice of Knob styles for finger setting. Quick adjustment is achieved with multi-finger wiper and the standard resistance range is between 100 Ω and 2 MΩ with a tolerance of ± 10 %.



ELECTRICAL SPECIFICATIONS	
Effective travel	270° nominal
Resistance range	100 Ω to 2 MΩ
Resistance tolerance	± 10 %
End resistance	2 Ω or 1 % whichever is greater
Temperature coefficient of resistance (typical)	± 100 ppm/°C
Power rating	0.5 W at +70 °C derated linearly to 0 W at 125 °C maximum voltage not to exceed 250 V
Circuit diagram	
Dielectric withstand voltage	1000 V _{AC} at sea level; 250 V _{AC} at 80 000 ft (24 000 m)
Insulation resistance (500 V _{DC})	1000 MΩ minimum
Contact resistance variation	1 % or 1 Ω, whichever is greater

MECHANICAL SPECIFICATIONS	
Mechanical travel	300° ± 50
Starting torque	35 mNm max.
Weight	0.03 oz. (0.85 g) max.
Resistance element	Cermet
2 terminal adjustability	± 0.15 % of RT
3 terminal adjustability	± 0.05 % of applied voltage
Terminals	Pure Sn (code e3)

ENVIRONMENTAL SPECIFICATIONS	
Temperature range	-55 °C to +125 °C
Climatic category	55/125/21
Sealing	IP64

PERFORMANCES						
TESTS	CONDITIONS	MAX. (R)	CHANGE PER CECC		PER IEC	PER MIL
			V _{AB} /V _{AC}	41100		
Vibration	98 m/s ² , 10 Hz to 500 Hz	1 %	2 %	(PARA 2.3.2)	Test FC (IEC 6-2-6)	Method 204
Electrical endurance	1000 h	3 %	-	(PARA 2.5.16)	-	No equiv.
Soldering	-	-	-	(PARA 2.3.7)	Test TB (IEC 68-2-20)	Method 208
Resistance to heat	-	1 %	-	(PARA 2.3.7)	Test B (IEC 68-2-20A)	Method 210
Damp heat steady state	21 days	3 %	-	(PARA 2.1)	Test C (IEC 68-2-3)	Method 103
Mechanical life	200 cycles	3 %	-	-	Method 2	-
Terminal strength	2.2 lbs. (1 kg)	min.	-	-	-	-

Note

- Nothing stated herein shall be construed as a guarantee of quality or durability

MARKING
<ul style="list-style-type: none"> • Vishay trademark • Model • Resistance value • Tolerance • Date code • Terminal identification



PACKAGING
<ul style="list-style-type: none"> In box of 200 pieces code B40 (BO200) On request : <ul style="list-style-type: none"> In box of 100 pieces code B30 (BO100) In tube of 50 pieces code T20 (TU50)

ORDERING INFORMATION (Part Number)														
M	6	3	P	2	0	1	K	B	4	0	T	6	0	7
Model	STYLE		OHMIC VALUE			TOLERANCE		PACKAGING CODE			SPECIAL NUMBER			
M63	P M X S		From 100 Ω to 2 MΩ 201 = 200R			K = 10 %		B40 = box 200 pieces On request: B30 = box 100 pieces T20 = tube 50 pieces			(If applicable) Given by Vishay for custom design			

DESCRIPTION (for information only)						
63	P	200U	10 %	T607	BO200	e3
MODEL	STYLE	VALUE	TOLERANCE	SPECIAL	PACKAGING	LEAD FINISH

RELATED DOCUMENTS	
APPLICATION NOTES	
Potentiometers and Trimmers	www.vishay.com/doc?51001
Guidelines for Vishay Sfernice Resistive and Inductive Components	www.vishay.com/doc?52029

Mouser Electronics

Authorized Distributor

Click to View Pricing, Inventory, Delivery & Lifecycle Information:

Vishay:

[M63P103KB30T640](#) [63X201T607](#) [M63M102KB30T607](#) [M63P102KB30T607](#) [M63P104KB30T607](#)
[M63P105KB30T607](#) [M63P202KB30T607](#) [M63P203KB30T607](#) [M63P205KB30T607](#) [M63P502KB30T607](#)
[M63P503KB30T607](#) [M63P104KB30T640](#) [M63P105KB30T640](#) [M63P202KB30T640](#) [M63P203KB30T640](#)
[M63P502KB30T640](#) [M63P503KB30T640](#) [M63M101KB40](#) [M63M102KB40](#) [M63M103KB40](#) [M63M104KB40](#)
[M63M105KB40](#) [M63M201KB40](#) [M63M202KB40](#) [M63M203KB40](#) [M63M204KB40](#) [M63M205KB40](#) [M63M253KB40](#)
[M63M254KB40](#) [M63M500KB40](#) [M63M501KB40](#) [M63M502KB40](#) [M63M503KB40](#) [M63M504KB40](#) [M63P100KB40](#)
[M63P101KB40](#) [M63P102KB40](#) [M63P103KB40](#) [M63P104KB40](#) [M63P105KB40](#) [M63P200KB40](#) [M63P201KB40](#)
[M63P202KB40](#) [M63P203KB40](#) [M63P204KB40](#) [M63P205KB40](#) [M63P253KB40](#) [M63P254KB40](#) [M63P500KB40](#)
[M63P501KB40](#) [M63P502KB40](#) [M63P503KB40](#) [M63P504KB40](#) [M63P103KB30T607](#) [M63X102KB30T607](#)
[M63X103KB30T607](#) [M63X104KB30T607](#) [M63X202KB30T607](#) [M63X503KB30T607](#) [M63S100KB40](#) [M63S101KB40](#)
[M63S102KB40](#) [M63S103KB40](#) [M63S104KB40](#) [M63S105KB40](#) [M63S201KB40](#) [M63S202KB40](#) [M63S203KB40](#)
[M63S204KB40](#) [M63S205KB40](#) [M63S253KB40](#) [M63S254KB40](#) [M63S500KB40](#) [M63S501KB40](#) [M63S502KB40](#)
[M63S503KB40](#) [M63S504KB40](#) [M63X101KB40](#) [M63X102KB40](#) [M63X103KB40](#) [M63X104KB40](#) [M63X105KB40](#)
[M63X201KB40](#) [M63X202KB40](#) [M63X203KB40](#) [M63X204KB40](#) [M63X205KB40](#) [M63X253KB40](#) [M63X254KB40](#)
[M63X500KB40](#) [M63X501KB40](#) [M63X502KB40](#) [M63X503KB40](#) [M63X504KB40](#) [T20YM254](#) [M63M105KB4](#)
[M63M253KB4](#) [M63P102KB30T640](#) [T20XW202](#) [M63X502KB30T607](#)