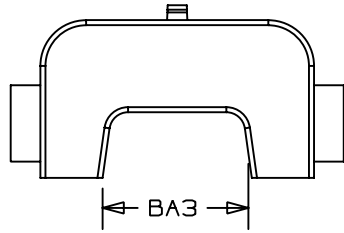
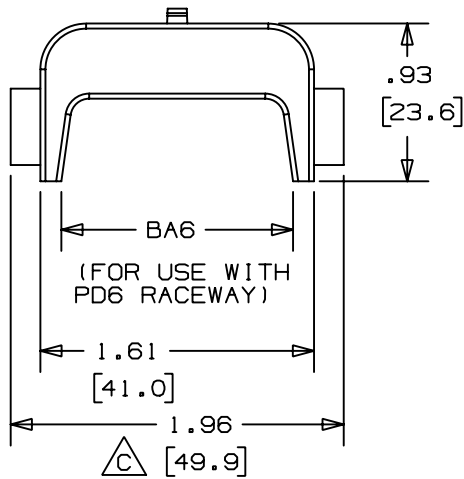


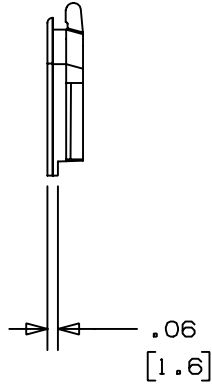
THIS COPY IS PROVIDED ON A RESTRICTED BASIS AND IS NOT TO BE USED IN ANY WAY DETRIMENTAL TO THE INTERESTS OF PANDUIT CORP.



(FOR USE WITH PD3 RACEWAY)



(FOR USE WITH PD6 RACEWAY)

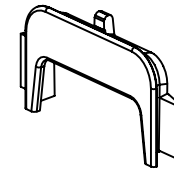
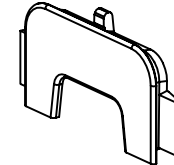


PANDUIT P/N	WEIGHT
BA3	.05 LB/10 PCS (20.3 g/10 PCS)
BA6	.04 LB/10 PCS (16.3 g/10 PCS)



NOTES:

1. SEE CURRENT CATALOG FOR ADDITIONAL PART SUFFIXES TO INDICATE COLOR AND OR PACKAGE QUANTITY.
2. TO BE USED WITH PD3 AND PD6 RACEWAYS ON JB1, JB2, JB1P, AND JB2P BOXES.
3. DIMENSIONS IN PARENTHESES ARE IN METRIC.



CAD FILENAME/LAYERS D35253BD_BA3_BA6_02

PANDUIT CORP. TINLEY PARK, ILLINOIS

PD3 AND PD6 ADAPTER FOR LD10 BREAKOUT (BA3, BA6) CUSTOMER DRAWING

UNLESS OTHERWISE SPECIFIED, DIMENSIONAL TOLERANCES ARE:
(.X) ± (.XXX) ± .015(.4)
(.XX) ±.03(.8) ANGLES ±

UNLESS OTHERWISE SPECIFIED, ALL DIMENSIONS ARE GIVEN IN INCHES, THIRD ANGLE PROJECTION.

REV	DATE	BY	CHK	DESCRIPTION	ECN	CHK	CUST	SUP
2	8-6-98	DW	HIW	C. REV'D PART GEOMETRY; D. REV'D WEIGHTS. B. TITLE WAS BA3 AND BA6 RACEWAY ADAPTERS.	35253-03	HIW	HIW	
1	2-26-97	JBA	CEF	A. REV'D MATERIAL; WAS PVC.	35253-03	CEF		
R	2-2-96	DW	CEF	RELEASED TO PRODUCTION.	35253-03	CEF		

DRAWN BY DW	MAT'L: ABS/PC
DATE 2-2-96	
CHECKED BY CEF	

SCALE NONE	DWG A
DRAWING NO. 35253-03	SIZE A

Mouser Electronics

Authorized Distributor

Click to View Pricing, Inventory, Delivery & Lifecycle Information:

Panduit:

[BA3EI-X](#) [BA3IW-X](#) [BA6EI-X](#) [BA6IW-X](#)