

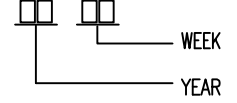
| LOC<br>HB | DIST | REVISIONS |     |   |               |           |      |      |
|-----------|------|-----------|-----|---|---------------|-----------|------|------|
|           |      | P         | LTR | DESCRIPTION   | DATE          | DWN       | APVD |      |
|           |      | B1        |     | 1.CHANGE TE LOGO 2.ADD LINE IDENTIFICATION<br>3.PN OBSOLETE 4.TERMINALS TOLERANCE CLARIFICATION | ECO-11-018616 | 03-MAY-12 | P.L  | BH.Y |



GENERAL TOLERANCE

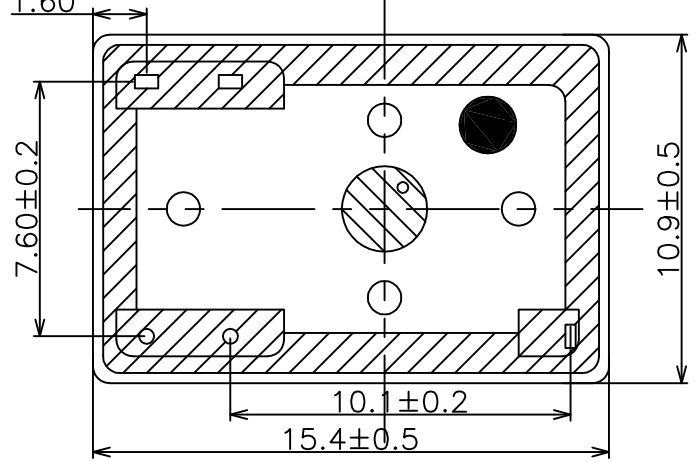
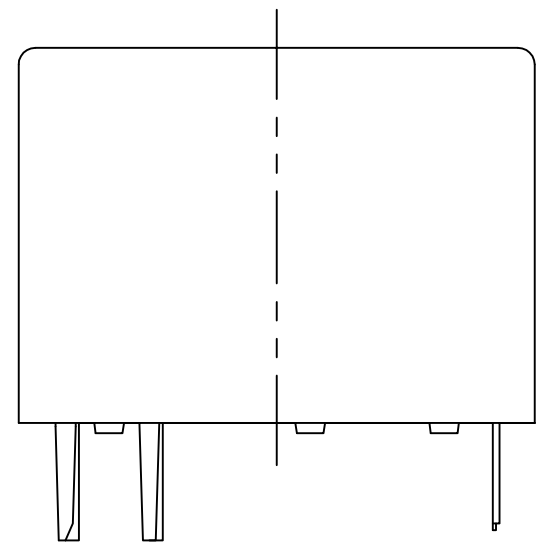
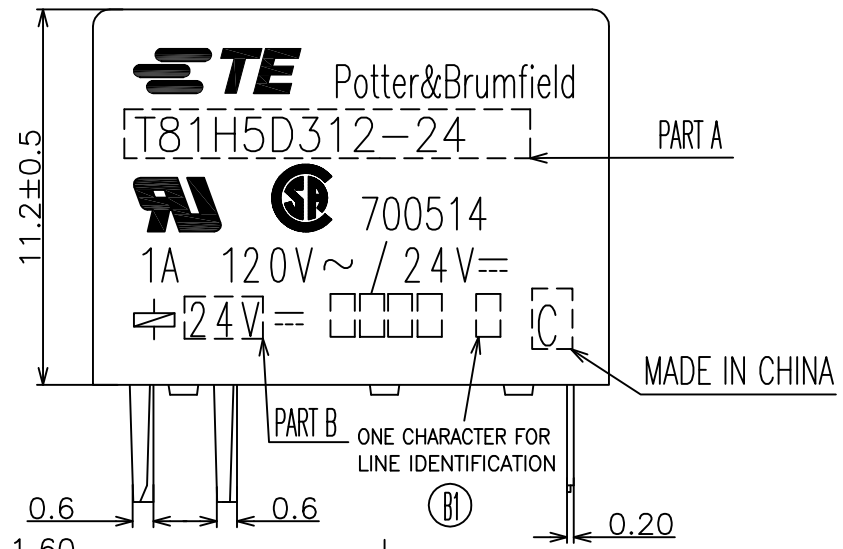
| Diagram dimension | Tolerance |
|-------------------|-----------|
| 0.99mm max.       | ±0.1mm    |
| 1 - 2.99mm        | ±0.2mm    |
| 3mm min.          | ±0.3mm    |

NOTE:  
 1.LOT NO. SYSTEM AS FOLLOWING:



- ⓑ 2.TERMINAL DIMENSIONS BEFORE SOLDER DIP
- ⓑ 3.FOR THE TIN-PLATING OF THE PINS:  
 +0.1mm FOR WIDTH, THICKNESS AND DIAMETER  
 +0.5mm FOR LENGTH

ⓑ

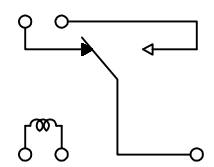


|                             |  |                          |                     |
|-----------------------------|--|--------------------------|---------------------|
| DWN ZHUAN,ZHOU              |  |                          |                     |
| CHK BANGHUA,YU              |  |                          |                     |
| APVD SUYUN ZHANG            |  | T81 H/N CUSTOMER DRAWING |                     |
| PRODUCT SPEC                |  | RESTRICTED TO            |                     |
| APPLICATION SPEC            |  | SIZE A3                  | RESTRICTED TO       |
| MATERIAL SEE MATERIAL TABLE |  | GAGE CODE                | DRAWING NO. 1393779 |
| FINISH                      |  | SCALE 4:1                | SHEET 1 OF 2        |
| RESTRICTED DRAWING          |  | REV B1                   |                     |

| LOC<br>HB | DIST | REVISIONS |     |             |     |      |     |      |
|-----------|------|-----------|-----|-------------|-----|------|-----|------|
|           |      | P         | LTR | DESCRIPTION | ECN | DATE | DWN | APVD |
|           |      |           |     |             |     |      |     |      |

PC Board Layout(Bottom View)


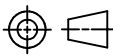
WIRING DIAGRAM (BOTTOM VIEW)



|          |             |              |        |              |      |
|----------|-------------|--------------|--------|--------------|------|
| ACTIVE   | 6-1393779-9 | T81N5D312-05 | 5V     | T81N5D312-05 | i    |
| ACTIVE   | 7-1393779-2 | T81N5D312-24 | 24V    | T81N5D312-24 | h    |
| ACTIVE   | 7-1393779-1 | T81N5D312-12 | 12V    | T81N5D312-12 | g    |
| OBSOLETE | 7-1393779-0 | T81N5D312-09 | 9V     | T81N5D312-09 | f    |
| ACTIVE   | 5-1393779-9 | T81H5D312-24 | 24V    | T81H5D312-24 | e    |
| ACTIVE   | 5-1393779-8 | T81H5D312-12 | 12V    | T81H5D312-12 | d    |
| OBSOLETE | 5-1393779-7 | T81H5D312-09 | 9V     | T81H5D312-09 | c    |
| OBSOLETE | 5-1393779-6 | T81H5D312-06 | 6V     | T81H5D312-06 | b    |
| ACTIVE   | 5-1393779-5 | T81H5D312-05 | 5V     | T81H5D312-05 | a    |
| STATUS   | PART NO     | DESCRIPTION  | PART B | PART A       | ITEM |

|                  |              |           |                         |      |
|------------------|--------------|-----------|-------------------------|------|
|                  |              | UV        | SEAL (FOR SEALED TYPE ) | 15   |
|                  |              | SEAL GLUE | SEAL (CASE & BASE)      | 14   |
|                  |              | 3UEW      | MAGNETIC WIRE           | 13   |
|                  |              | HCP WIRE  | COIL TERMINAL           | 12   |
|                  |              | Ag ALLOY  | B CONTACT               | 11   |
|                  |              | Ag ALLOY  | M CONTACT               | 10   |
|                  |              | Ag ALLOY  | MOVABLE CONTACT         | 9    |
|                  |              | Cu ALLOY  | B TERMINAL              | 8    |
|                  |              | Cu ALLOY  | M TERMINAL              | 7    |
|                  |              | Cu ALLOY  | MOVABLE SPRING          | 6    |
| UL94V-0          |              | PBT       | BOBBIN                  | 5    |
| UL94V-0          |              | PBT       | CASE                    | 4    |
|                  |              | CSC C     | CORE                    | 3    |
|                  | CuNi PLATING | SPCC      | ARMATURE                | 2    |
|                  | CuNi PLATING | SPCC      | YOKE                    | 1    |
| INCOMBUSTIBILITY | TREATMENT    | MATERIAL  | DESCRIPTION             | ITEM |

(B1)

|  |   |                  |             |  |
|--|---|------------------|-------------|--|
| DIMENSIONS:<br>mm  | TOLERANCES UNLESS OTHERWISE SPECIFIED:<br>0 PLC ±<br>1 PLC ±<br>2 PLC ±<br>3 PLC ±<br>4 PLC ± | DWN              | ZHUAN,ZHOU  |  TE Connectivity<br><br>T81 H/N CUSTOMERT DRAWING |
|  |   | CHK              | BANGHUA,YU  |  |
|  | MATERIAL<br>SEE MATERIAL TABLE  | APVD             | SUUNY ZHANG |  |
|  |   | PRODUCT SPEC     |             |  |
|  |   | APPLICATION SPEC |             |  |
|  |   | FINISH           |             |  |
|  |   | WEIGHT           |             |  |
|  |   | SIZE             | A3          | RESTRICTED TO  |
|  |   | GAGE CODE        |             |  |
|  |   | DRAWING NO       | 1393779     |  |
|  |   | SCALE            | 4:1         | SHEET 2 OF 2   |
|  |   | REV              | B1          |  |

# Mouser Electronics

Authorized Distributor

Click to View Pricing, Inventory, Delivery & Lifecycle Information:

[TE Connectivity:](#)

[4-1393779-1](#)