




7.0×5.0mm



RoHS Compliant

**Features**

- High stability and high reliability
- 2.7 to 5.5V drive available
- Clipped sine wave or CMOS level output
- Low phase noise
- Disable Function (KT7050A)

**Applications**

- 5G, Smallcell, Stratum3
- SONENT/ SDH/ Ethernet

**How to Order**

KT7050 □ 20000 K A W 33 T xx  
① ② ③ ④ ⑤ ⑥ ⑦ ⑧ ⑨

①Series	②Land Type		
③Output Frequency	A	10Pads	
④Freq. Temp. Chrst.	B	4Pads	
⑤Lower Operating Temp.	⑥Upper Operating Temp.		
KAW	±0.28×10 <sup>-6</sup>	-40°C	+85°C
⑦Supply Voltage	⑧Voltage Control Function		
33	3.3V	T	TCXO
		Spec. Code*	VCTCXO

\*Please contact us for Spec. Code.

⑨Individual Specification

Packaging (Tape & Reel 1000 pcs./ reel)

- Compliant to the GR1244-Core & GR253-Core
- Recommended in Microsemi's ZLAN-68 app. note for Stratum3 applications based on tests performed by Kyocera.

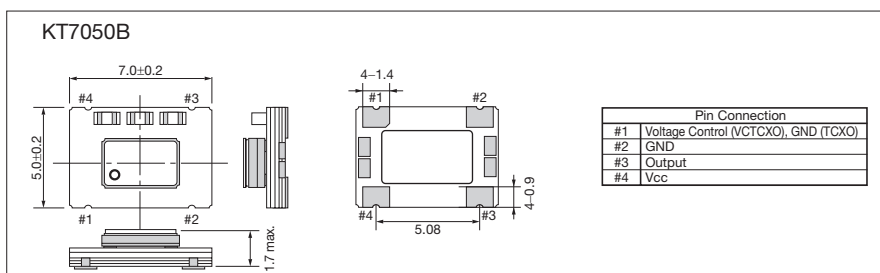
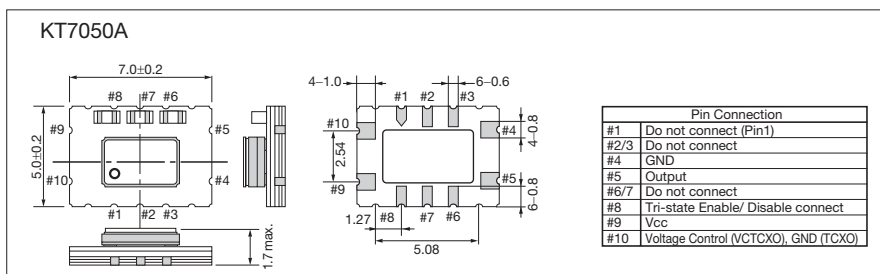
**Specifications**

Item	Symbol	Conditions	Min.	Max.	Unit	
Output Frequency Range	f <sub>o</sub>	Standard Frequency: 10, 19.2, 20, 24.576, 26, 30.72, 38.88, 40	10	40	MHz	
Frequency Tolerance	f <sub>tol</sub>	vs Temperature (-40 to +85°C) [±(f <sub>max</sub> -f <sub>min</sub> )/ 2f <sub>o</sub> ]	-0.28	+0.28	× 10 <sup>-6</sup>	
		vs Voltage	-0.1	+0.1		
Supply Voltage	V <sub>cc</sub>		+2.7	+5.5	V	
Current Consumption	I <sub>cc</sub>	CMOS Output	—	6	mA	
Frequency Aging	f <sub>age</sub>	20years aging @40°C Including temp characteristics, initial tolerance, rated power supply voltage change and load change.	-4.6	+4.6	× 10 <sup>-6</sup>	
Voltage Control Range	f <sub>cont</sub>	Positive *100k ohm min	±5	±20	× 10 <sup>-6</sup>	
Output Level	V <sub>pp</sub>	Clipped Sine, Load: 10k ohm // 10pF	0.8	—	Vp-p	
Low Level Output Voltage	V <sub>oL</sub>	CMOS, Load: 15pF I <sub>oL</sub> =4mA	—	10% V <sub>cc</sub>	V	
High Level Output Voltage	V <sub>oH</sub>	CMOS, Load: 15pF I <sub>oH</sub> =-4mA	90% V <sub>cc</sub>	—	V	
Rise / Fall Time (10%V <sub>cc</sub> to 90%V <sub>cc</sub> )	Tr/ Tf	CMOS, Load: 15pF	—	8	ns	
Symmetry	SYM	50% V <sub>cc</sub>	45	55	%	
Phase Noise	—	@20MHz	@10Hz offset	—	-90	dBc/ Hz
			@100Hz offset	—	-120	
			@1kHz offset	—	-140	
			@10kHz offset	—	-150	
			@100kHz offset	—	-150	

\* Please contact us for other specifications.

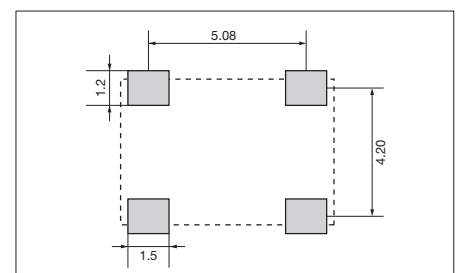
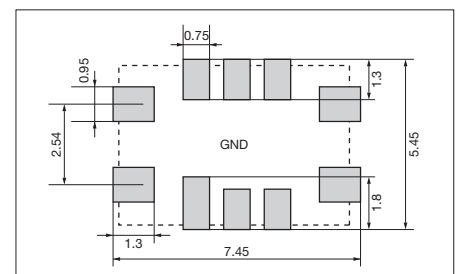
Crystal Oscillators

**Dimensions**



**Recommended Land Pattern**

(Unit: mm)



# Mouser Electronics

Authorized Distributor

Click to View Pricing, Inventory, Delivery & Lifecycle Information:

[Kyocera:](#)

[KT7050A20000KAW33TAD](#) [KT7050A24576KAW33TAD](#) [KT7050B12800KAW33TAD](#) [KT5032F12800KAW33TAA](#)  
[KT2016K38400AAW18ZCS](#) [KT2016K26000ZAW18TAS](#) [KT2016K40000DAZ18TAV](#) [KT2016K27600ZAW18TCS](#)