



FCIconnect.com

Copyright FCI.

## List of "HFW\_\_S-2STE5LF" customer document

DOCUMENT NO.	LIST
SC-HFWS03	SPEC.
10117318 Sheet2	CAT.NO.TABLE FOR 1mm SPACING SMT CONNECTOR (HFW__S-2STLF)
10117318 Sheet3	1mm SPACING SURFACE MOUNT FPC/FFC CONNECTOR (HFW__S-2STLF)
10117318 Sheet4	CAT.NO.TABLE FOR PLASTIC TAPE PACKAGED 1mm SPACING SMT CONN. (HFW__S-2STE5LF)
10117318 Sheet5	PLASTIC TAPE PACKAGED 1mm SPACING SMT CONNECTOR (HFW__S-2STE5LF)
10117318 Sheet6	RECOMMENDED CABLE (FPC) (HFW__S-2ST_)
10117318 Sheet7	RECOMMENDED CABLE (FFC) (HFW__S-2ST_)

mat'l. code				surface ISO 1302 <input checked="" type="checkbox"/> ISO 406 ISO 1101		tolerance ISO 1101		projection 		product family 580F		CODE JP	
ltr	ecn no	dr	date	tolerances unless otherwise specified				mm 		title 1mm SPACING FPC CONNECTOR DOCUMENT LIST (Cat. No. : HFW__S-2STE5LF)			
A	J11-0041	S.W	2011-2-9	angles		linear							
								 scale $\times$		dwg no		sheet 1 of 7	size
										10117318			A4
										type Product Customer Drawing			
sheet index	revision	A	A	A	A	A	A	A					Rev. A

form: A4

1

2

PDM: Rev:A

STATUS:Released

Printed: Feb 18, 2011

## CAT. NO. &amp; DIMENSIONS

(NOTE 3)	NO. OF CONTACTS (n)	CAT. NO.	DIMENSIONS (NOTE2)				
			A ± 0.2	B ± 0.2	C ± 0.2	D ± 0.2	E ± 0.2
	4	HFW4S-2ST__LF	7	5.14	3	—	—
	5	HFW5S-2ST__LF	8	6.14	4	—	—
	6	HFW6S-2ST__LF	9	7.14	5	—	—
	7	HFW7S-2ST__LF	10	8.14	6	—	—
	8	HFW8S-2ST__LF	11	9.14	7	—	—
	9	HFW9S-2ST__LF	12	10.14	8	0.35	7.3
	10	HFW10S-2ST__LF	13	11.14	9	0.35	8.3
	11	HFW11S-2ST__LF	14	12.14	10	1.35	7.3
	12	HFW12S-2ST__LF	15	13.14	11	1.35	8.3
	13	HFW13S-2ST__LF	16	14.14	12	2.35	7.3
	14	HFW14S-2ST__LF	17	15.14	13	2.35	8.3
	15	HFW15S-2ST__LF	18	16.14	14	3.35	7.3
	16	HFW16S-2ST__LF	19	17.14	15	3.35	8.3
	17	HFW17S-2ST__LF	20	18.14	16	4.35	7.3
	18	HFW18S-2ST__LF	21	19.14	17	4.35	8.3
	19	HFW19S-2ST__LF	22	20.14	18	5.35	7.3
	20	HFW20S-2ST__LF	23	21.14	19	5.35	8.3
	21	HFW21S-2ST__LF	24	22.14	20	6.35	7.3
	22	HFW22S-2ST__LF	25	23.14	21	6.35	8.3
	23	HFW23S-2ST__LF	26	24.14	22	7.35	7.3
	24	HFW24S-2ST__LF	27	25.14	23	7.35	8.3
	25	HFW25S-2ST__LF	28	26.14	24	8.35	7.3
	26	HFW26S-2ST__LF	29	27.14	25	8.35	8.3
	27	HFW27S-2ST__LF	30	28.14	26	9.35	7.3
	28	HFW28S-2ST__LF	31	29.14	27	9.35	8.3
	29	HFW29S-2ST__LF	32	30.14	28	10.35	7.3
	30	HFW30S-2ST__LF	33	31.14	29	10.35	8.3
*	31	HFW31S-2ST__LF	34	32.14	30	11.35	7.3
	32	HFW32S-2ST__LF	35	33.14	31	11.35	8.3
*	33	HFW33S-2ST__LF	36	34.14	32	12.35	7.3

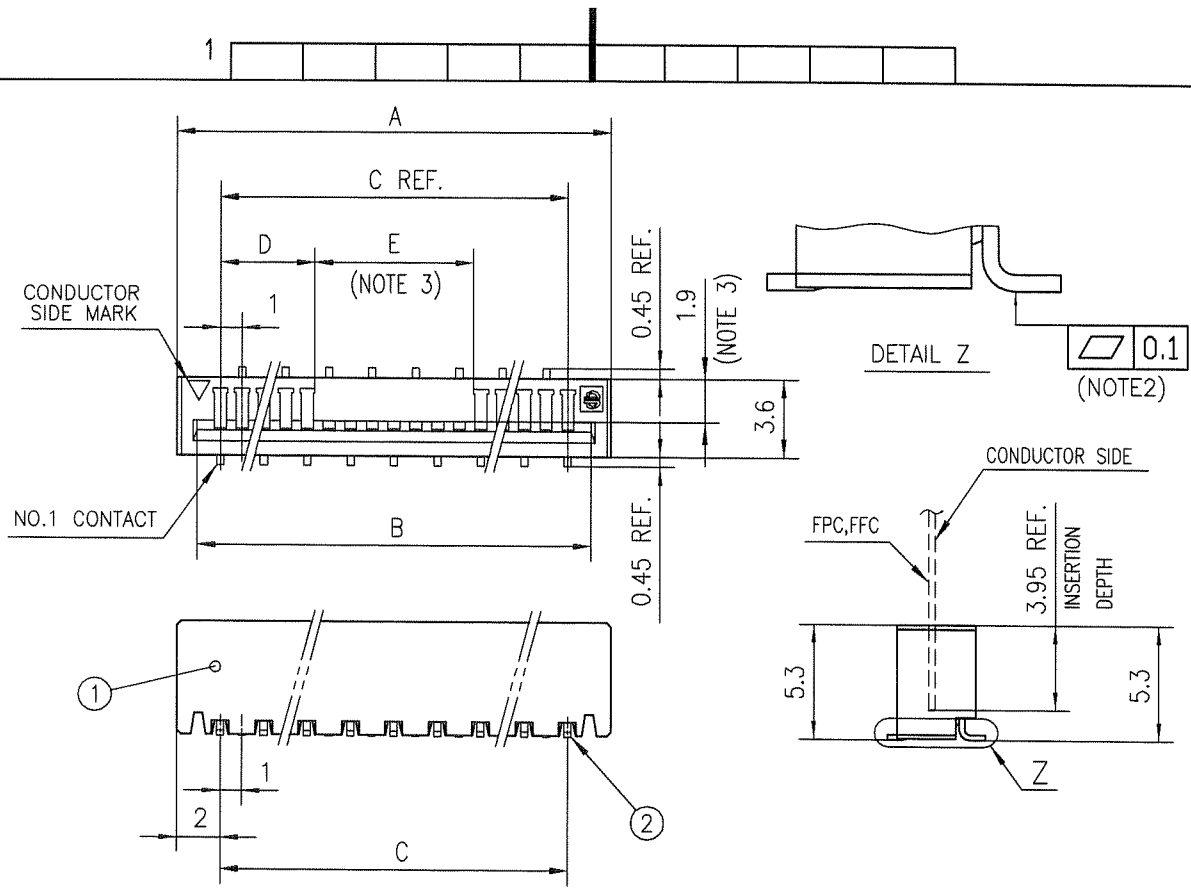
CAT. NO.

HFW (n) S-2 ST \_\_ LF  
 SERIES  
 NO. OF CONTACTS  
 STRAIGHT TYPE  
 FOR FPC / FFC  
 FOR AUTOMATIC MOUNTING (SMT)  
 PACKAGE STYLE  
 LEAD FREE

## NOTES

1. THIS PRODUCT IS THE CONNECTOR DESIGNED TO TERMINATE FPC/FFC AND COPE WITH AUTOMATIC MOUNTING (SMT).
2. SEE PART DRAWINGS FOR DIMENSIONS A~E.
3. PLEASE CONSULT US IN CASE OF USING PARTS WITH \* MARK.

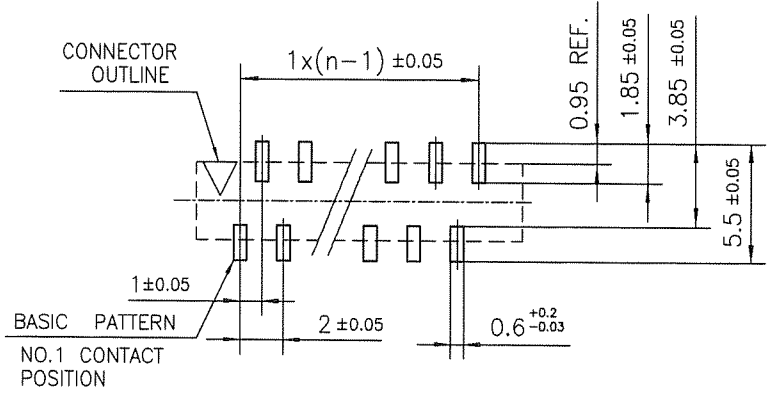
mat'l. code				surface 58 / tolerance ISO 1302		tolerance ISO 406 / ISO 1101		projection		product family 580F		CODE JP	
ltr	ecn no	dr	date	tolerances unless otherwise specified		mm		mm		title CAT NO. TABLE FOR 1mm SPACING SMT CONNECTOR (CAT.No.HFW__S-2ST__LF)			
A				angles	linear	scale		X		dwg no sheet 2 of 7 size A4			
				dr	engr	chr	appd	FCI		10117318			
										type Product Customer Drawing			
sheet index	revision sheet												Rev. A



PT. NO.	PARTS NAME	MATERIAL	Q'TY	NOTE
1	HOUSING	PA6T RESIN GLASS REINFORCED (UL94V-0)	1	COLOR : BLACK
2	CONTACT	PHOSPHOR BRONZE	n	Ni UNDER Sn PLATING (LEAD FREE)

n : NO. OF CONTACTS

RECOMMENDED PC BOARD LAYOUT  
(COMPONENT SIDE)



NOTES

1. THIS PRODUCT IS THE CONNECTOR DESIGNED TO TERMINATE FPC/FFC AND COPE WITH AUTOMATIC MOUNTING (SMT).
2. FLATNESS OF CONTACT TERMINAL MUST BE WITHIN TOLERANCE IN Z PORTION DETAILED DRAWING.
3. THIS DIMENSION IS SPACE FOR THE NOZZLE OF MOUNTER.
4. THIS PRODUCT MEETS EUROPEAN UNION DIRECTIVES AND OTHER COUNTRY REGULATIONS AS DESCRIBED IN GS-22-008
5. THE HOUSING WILL WITHSTAND EXPOSURE TO 260°C PEAK TEMPERATURE FOR 10 SECONDS IN A REFLOW SOLDERING OVEN.

mat'l. code				surface 58 / tolerance ISO 1302 / ISO 406 / ISO 1101		projection		product family 580F		CODE JP	
ltr	ecn no	dr	date	tolerances unless otherwise specified		mm		title 1mm SPACING SURFACE MOUNT FPC/FFC CONNECTOR (CAT.No.HFW__S-2ST__LF)			
A				angles	linear ±0.2	scale X		dwg no 10117318 sheet 3 of 7 size A4			
				dr	S. Withler	2011-2-9	FCI		type Product Customer Drawing		
				enr	S. Withler	2011-2-9					
				chr	Y. Kameda	2011-2-10					
				appd	M. Cam	Feb 10 11					
sheet index		revision sheet								Rev. A	

## CAT. NO. &amp; DIMENSIONS

(NOTE.4)	NO. OF CONTACTS (n)	CAT. NO. (NOTE2)	DIMENSIONS (NOTE3)		
			F ± 5	G ± 0.3	H ± 0.1
	4	HFW4S-2STE5LF	28.4	24	—
	5	HFW5S-2STE5LF	28.4	24	—
	6	HFW6S-2STE5LF	28.4	24	—
	7	HFW7S-2STE5LF	28.4	24	—
	8	HFW8S-2STE5LF	28.4	24	—
	9	HFW9S-2STE5LF	28.4	24	—
	10	HFW10S-2STE5LF	28.4	24	—
	11	HFW11S-2STE5LF	28.4	24	—
	12	HFW12S-2STE5LF	28.4	24	—
	13	HFW13S-2STE5LF	28.4	24	—
	14	HFW14S-2STE5LF	36.4	32	28.4
	15	HFW15S-2STE5LF	36.4	32	28.4
	16	HFW16S-2STE5LF	36.4	32	28.4
	17	HFW17S-2STE5LF	36.4	32	28.4
	18	HFW18S-2STE5LF	48.4	44	40.4
	19	HFW19S-2STE5LF	48.4	44	40.4
	20	HFW20S-2STE5LF	48.4	44	40.4
	21	HFW21S-2STE5LF	48.4	44	40.4
	22	HFW22S-2STE5LF	48.4	44	40.4
	23	HFW23S-2STE5LF	48.4	44	40.4
	24	HFW24S-2STE5LF	48.4	44	40.4
	25	HFW25S-2STE5LF	48.4	44	40.4
	26	HFW26S-2STE5LF	48.4	44	40.4
	27	HFW27S-2STE5LF	48.4	44	40.4
	28	HFW28S-2STE5LF	48.4	44	40.4
	29	HFW29S-2STE5LF	60.4	56	52.4
	30	HFW30S-2STE5LF	60.4	56	52.4
*	31	HFW31S-2STE5LF	60.4	56	52.4
	32	HFW32S-2STE5LF	60.4	56	52.4
*	33	HFW33S-2STE5LF	60.4	56	52.4

CAT. NO.

HFW (n) S - 2 ST E5 LF

SERIES

NO. OF CONTACTS

STRAIGHT TYPE

FOR FPC / FFC

FOR AUTOMATIC MOUNTING (SMT)

PACKAGE STYLE

LEAD FREE

## NOTES

1. THIS PRODUCT IS THE CONNECTOR DESIGNED TO TERMINATE FPC/FFC AND COPE WITH AUTOMATIC MOUNTING (SMT).
2. THIS CATALOG NO. INDICATES PLASTIC TAPE PACKAGED CONNECTOR.
3. SEE PART DRAWINGS FOR DIMENSIONS F~H.
4. PLEASE CONSULT US IN CASE OF USING PARTS WITH \* MARK.

mat'l. code				surface 58 / tolerance ISO 1302 <input checked="" type="checkbox"/> ISO 406 / ISO 1101		projection		product family 580F		CODE JP	
ltr	ecn no	dr	date	tolerances unless otherwise specified				title CAT. NO. TABLE FOR PLASTIC TAPE PACKAGED 1mm SPACING SMT CONN. (CAT.No.HFW__S-2STE5LF)			
A				angles	linear	mm					
						scale X					
				dr	S. Mithal	2011-2-9			dwg no		sheet 4 of 7
				enr	S. Mithal	2011-2-9					size A4
				chr	Y. Ramada	2011-2-10					
				appd	M. Mithal	Feb 10/11					
sheet index	revision sheet										Rev. A

form: A4

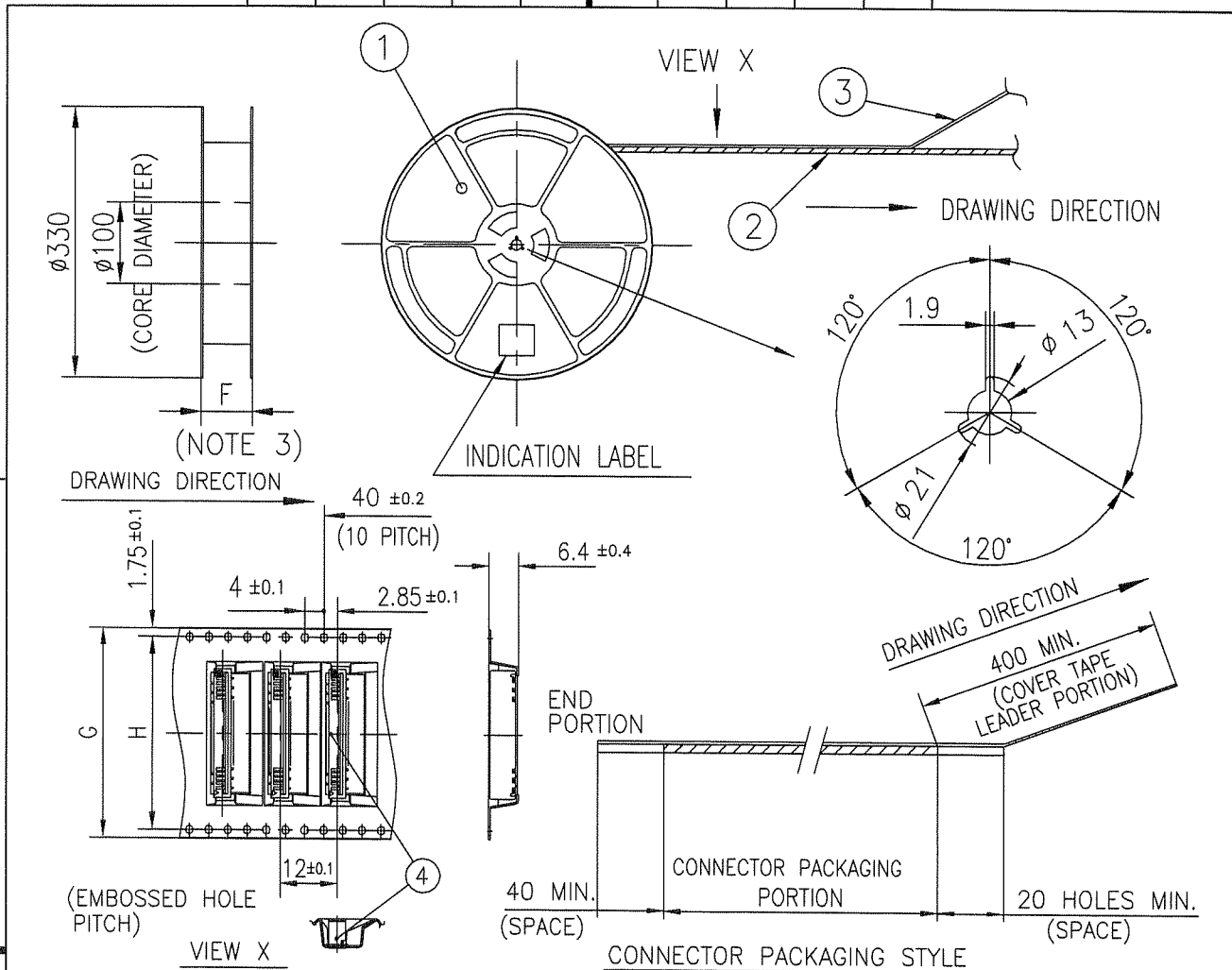
1

2

PDM: Rev:A

STATUS: Released

Printed: Feb 18, 2011



PT. NO.	PARTS NAME	CAT. NO.	MATERIAL	Q'TY	NOTE
1	REEL	_____	POLYSTYRENE	1	COLOR : WHITE or BLACK
2	PLASTIC (EMBOSSD) TAPE	_____	PET	_____	COLOR:TRANSPARENCY
3	COVER	_____	POLYESTER	_____	COLOR:TRANSPARENCY
4	CONNECTOR	HFW__S-2ST__LF	SEE ATTACHED DWG.	900	_____

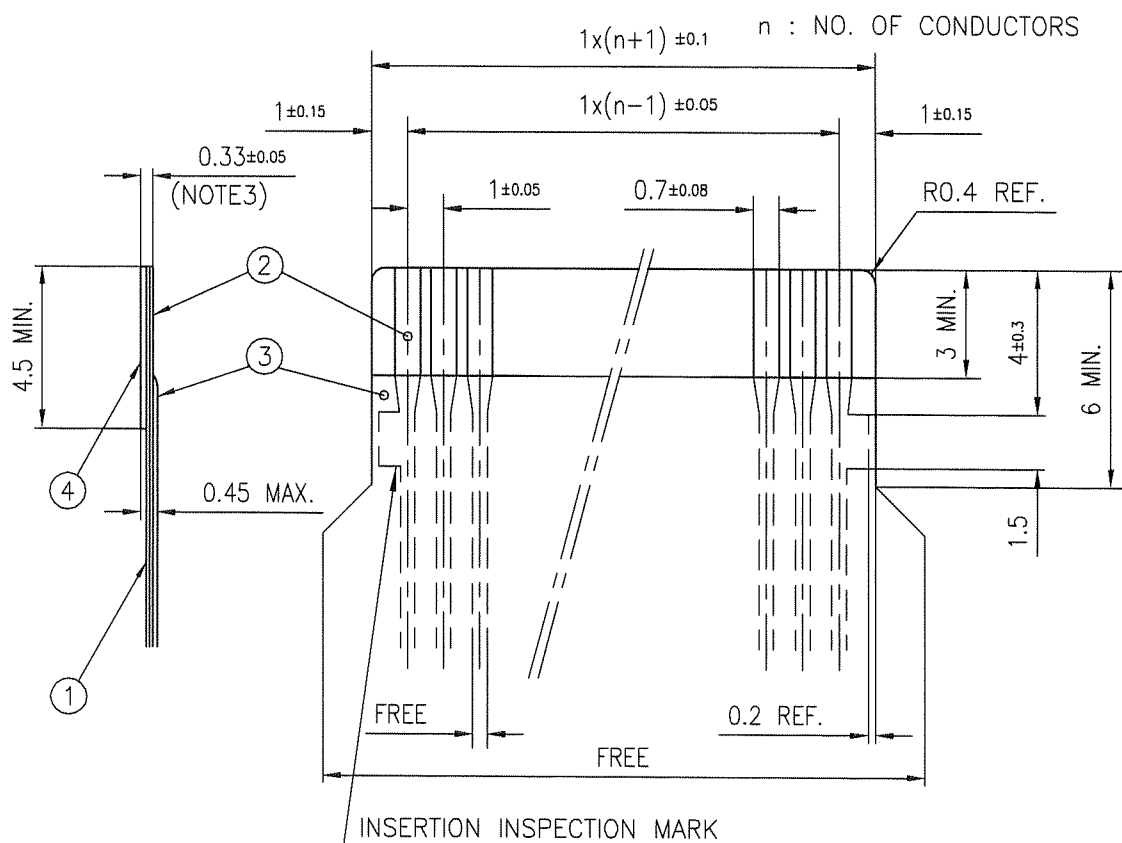
#### NOTES

- THIS IS PLASTIC TAPE PACKAGED CONNECTOR USED FOR FPC/FFC AND COPES WITH AUTOMATIC MOUNTING (SMT).
- SEE JIS C 0806 (PACKING OF ELECTRONIC COMPONENTS ON CONTINUOUS TAPES (SURFACE MOUNTING DEVICES)) FOR SHAPE AND DIMENSIONS OF PLASTIC (EMBOSSD) TAPE AND REEL.
- F DIMENSION IS PORTION OF THE CORE.

mat'l. code				surface 58/ISO 1302		tolerance ISO 406 ISO 1101		projection		product family 580F		CODE JP	
ltr				ecn no		dr		date		title		PLASTIC TAPE PACKAGED 1mm SPACING SMT CONNECTOR (CAT.No.HFW__S-2STE5LF)	
A										mm			
				angles		linear		scale		X			
				±5'									
				dr		S. Kishida		2011-2-9		dwg no		sheet 5 of 7	
				engr		S. Kishida		2011-2-9		10117318		size A4	
				chr		Y. Kamada		2011-2-10					
				appd		M. Kishida		Feb 10/11					
sheet index				revision						type		Product Customer Drawing	
sheet												Rev. A	



# RECOMMENDED CABLE (FPC)



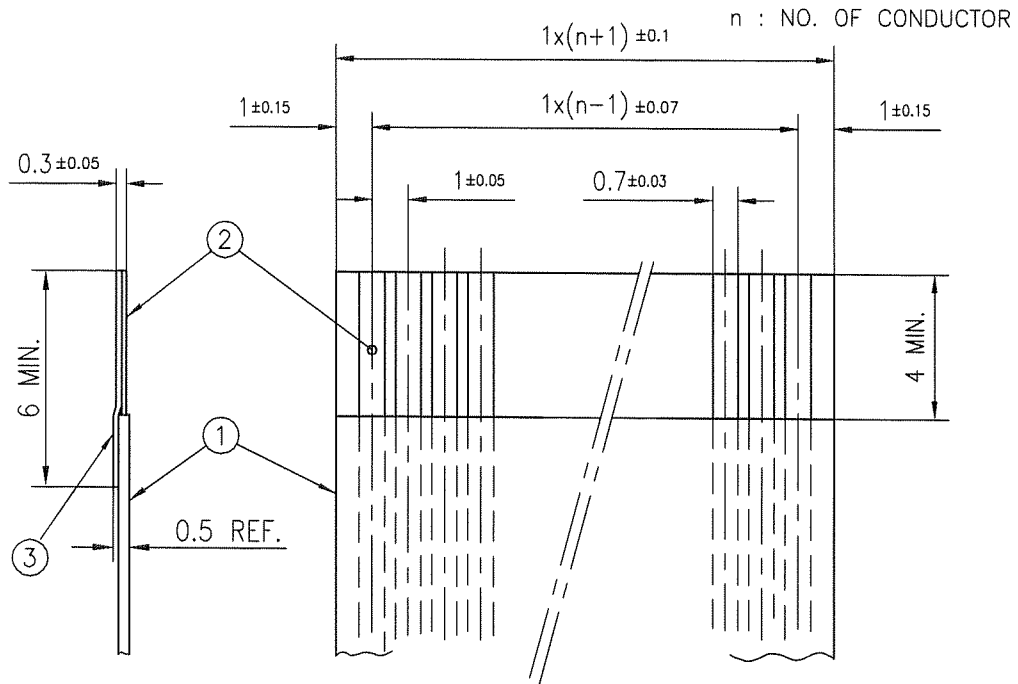
PT. NO.	DISCRIPTION	MATERIAL	THICKNESS (um)
1	BASE FILM	POLYIMIDE OR POLYESTER OR EQUIVALENT	25
2	CONDUCTOR	COPPER FOIL(PLATING : TIN or SOLDER 1um MIN.)	35
3	OVERLAY	POLYIMIDE OR POLYESTER OR EQUIVALENT	—
4	SUPPORTING TAPE	POLYESTER OR POLYIMIDE OR EQUIVALENT	188

## NOTES

1. NO BURR AT EACH PORTION.
2. NO PEELING IN COMMON USE.
3. TOTAL THICKNESS LIMIT OF EACH MATERIAL (INCLUDING ADHESIVE AGENT) IS SPECIFIED.

mat'l. code				surface 58/ISO 1302		tolerance ISO 406/ISO 1101		projection		product family 580F		CODE JP	
ltr				ecn no		dr		date		title		RECOMMENDED CABLE (CAT.No.HFW__S-2ST__)	
A										mm			
				angles		linear		scale X		dwg no		sheet 6 of 7	
										10117318		size A4	
				dr		S. H. H. 2011-2-9		FCI		type		Product Customer Drawing	
				engr		S. H. H. 2011-2-9							
				chr		Y. Ramada 2011-2-10							
				appd		M. H. H. Feb 10/11							
sheet index		revision sheet										Rev. A	

# RECOMMENDED CABLE (FFC)



PT. NO.	DESCRIPTION	MATERIAL	NOTE
1	INSULATOR	FLAME RESISTING POLYESTER OR EQUIVALENT	
2	CONDUCTOR	COPPER FOIL	PLATING: TIN OR SOLDER 1um MIN.
3	SUPPORTING TAPE	FLAME RESISTING POLYESTER OR EQUIVALENT	

## NOTES

1. NO BURR AT EACH PORTION.
2. NO PEELING IN COMMON USE.

mat'l. code				surface 58/ISO 1302		tolerance ISO 406/ISO 1101		projection		product family 580F		CODE JP	
ltr				ecn no		dr		date		title		RECOMMENDED CABLE	
A										(CAT.No.HFW__S-2ST__)			
				angles		linear		mm		scale X			
				dr		S. Nishida		2011-2-9		dwg no		sheet 7 of 7	
				enr		S. Nishida		2011-2-9		10117318		size A4	
				chr		Y. Kamada		2011-2-10		type		Product Customer Drawing	
				appd		M. Kim		Feb 10/11					
sheet index		revision sheet										Rev. A	

# Mouser Electronics

Authorized Distributor

Click to View Pricing, Inventory, Delivery & Lifecycle Information:

[FCI / Amphenol:](#)

[HFW30S-2STE5LF](#) [HFW10S-2STE5LF](#)