

Inline terminal - IB IL 24 DO 32/HD-NPN-PAC - 2878340

Please be informed that the data shown in this PDF Document is generated from our Online Catalog. Please find the complete data in the user's documentation. Our General Terms of Use for Downloads are valid (<http://phoenixcontact.com/download>)



Inline, Digital output, Digital outputs: 32 (NPN), 24 V DC, 500 mA, 1-wire, Transmission speed in the local bus 500 kBit/s, Degree of protection IP20, including Inline connectors and marking fields

The illustration shows the version IB IL 24 Do 32/HD-PAC

Product Description

The terminal is designed for use within an Inline station. It is used to output digital signals.

Product Features

- 32 digital outputs, NPN-wired
- Connection of actuators in single-wire technology
- Nominal current per output: 500 mA
- Total current of the terminal: 8 A
- Short-circuit-proof and overload-protected outputs
- Diagnostic and status indicators
- Approved for use in potentially explosive areas (refer to data sheet)



Key Commercial Data

Packing unit	1 pc
Weight per Piece (excluding packing)	216.8 g
Custom tariff number	85389091
Country of origin	Germany

Technical data

Note

Utilization restriction	EMC: class A product, see manufacturer's declaration in the download area
-------------------------	---

Dimensions

Inline terminal - IB IL 24 DO 32/HD-NPN-PAC - 2878340

Technical data

Dimensions

Width	48.8 mm
Height	119.8 mm
Depth	71.5 mm
Note on dimensions	Housing dimensions

Ambient conditions

Ambient temperature (operation)	-25 °C ... 55 °C
Ambient temperature (storage/transport)	-25 °C ... 85 °C
Permissible humidity (operation)	10 % ... 95 % (according to DIN EN 61131-2)
Permissible humidity (storage/transport)	10 % ... 95 % (according to DIN EN 61131-2)
Air pressure (operation)	70 kPa ... 106 kPa (up to 3000 m above sea level)
Air pressure (storage/transport)	70 kPa ... 106 kPa (up to 3000 m above sea level)
Degree of protection	IP20

General

Mounting type	DIN rail
Net weight	135 g
Note on weight specifications	Without plug
Diagnostics messages	Short-circuit / overload of the digital outputs Error message in the diagnostic code (bus) and display (2 Hz) via the LED (D) on the module

Interfaces

Fieldbus system	Lokalbus
Designation	Inline local bus
Connection method	Inline data jumper
Transmission speed	500 kBit/s

Power supply for module electronics

Supply voltage	24 V DC (via voltage jumper)
Supply voltage range	19.2 V DC ... 30 V DC (including all tolerances, including ripple)
Communications power U_L	7.5 V (via voltage jumper)
Current consumption	max. 140 mA (from the local bus)

Inline potentials

Communications power U_L	7.5 V DC
Current consumption from U_L	max. 140 mA
Main circuit supply U_M	24 V DC
Segment circuit supply U_S	24 V DC (nominal value)
Current consumption from U_S	max. 8 A

Digital outputs

Inline terminal - IB IL 24 DO 32/HD-NPN-PAC - 2878340

Technical data

Digital outputs

Output name	Digital outputs
Connection method	Spring-cage connection
	1-wire
Number of outputs	32 (NPN)
Protective circuit	Overload protection, short-circuit protection of outputs
Output voltage	24 V
Nominal output voltage	24 V DC (voltage difference at $I_{nom} \leq 1$ V)
Maximum output current per channel	500 mA
Maximum output current per module	8 A
Nominal load, inductive	12 VA
Nominal load, lamp	12 W
Nominal load, ohmic	12 W

Standards and Regulations

Test section	5 V supply, incoming remote bus/7.5 V supply (bus logics) 500 V AC 50 Hz 1 min.
	5 V supply, outgoing remote bus/7.5 V supply (bus logics) 500 V AC 50 Hz 1 min.
	7.5 V supply (bus logics)/24 V supply (I/O) 500 V AC 50 Hz 1 min.
	24 V supply (I/O) / functional earth ground 500 V AC 50 Hz 1 min.
Connection in acc. with standard	CUL
Protection class	III, IEC 61140, EN 61140, VDE 0140-1

Classifications

eCl@ss

eCl@ss 4.0	27250302
eCl@ss 4.1	27250302
eCl@ss 5.0	27250302
eCl@ss 5.1	27242604
eCl@ss 6.0	27242604
eCl@ss 7.0	27242604
eCl@ss 8.0	27242604
eCl@ss 9.0	27242604

ETIM

ETIM 2.0	EC001430
ETIM 3.0	EC001599
ETIM 4.0	EC001599

Inline terminal - IB IL 24 DO 32/HD-NPN-PAC - 2878340

Classifications

ETIM

ETIM 5.0	EC001599
----------	----------

UNSPSC

UNSPSC 6.01	43172015
UNSPSC 7.0901	43201404
UNSPSC 11	43172015
UNSPSC 12.01	43201404
UNSPSC 13.2	43201404

Approvals

Approvals

Approvals

UL Recognized / cUL Recognized / LR / BV / ABS / EAC / cULus Recognized

Ex Approvals

ATEX / ATEX

Approvals submitted

Approval details

UL Recognized

cUL Recognized

LR


BV

ABS

Inline terminal - IB IL 24 DO 32/HD-NPN-PAC - 2878340

Approvals

EAC

cULus Recognized 

Accessories

Accessories

Connector set

Connector set - IB IL DI/DO 8-PLSET - 2860950



Connector set

Labeling panel

Labeling field - IB IL FIELD 8 - 2727515

Labeling field, width: 48.8 mm



Labeling field - IB IL FIELD 2 - 2727501

Labeling field, width: 12.2 mm



Terminal marking

Inline terminal - IB IL 24 DO 32/HD-NPN-PAC - 2878340

Accessories

Insert strip - ESL 62X10 - 0809492

Insert strip, Sheet, white, unlabeled, can be labeled with: Office printing systems, Plotter: Laser printer, Mounting type: Insert, Lettering field: 62 x 10 mm



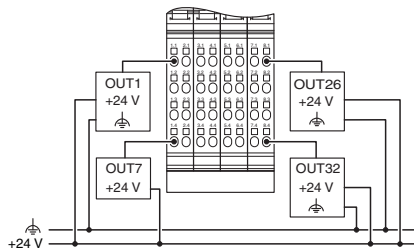
Insert strip - ESL 62X46 - 0809502

Insert strip, Sheet, white, unlabeled, can be labeled with: Office printing systems, Plotter: Laser printer, Mounting type: Insert, Lettering field: 62 x 46 mm

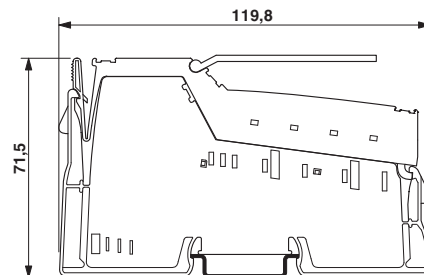


Drawings

Connection diagram



Dimensional drawing



Mouser Electronics

Authorized Distributor

Click to View Pricing, Inventory, Delivery & Lifecycle Information:

[Phoenix Contact:](#)

[2878340](#)