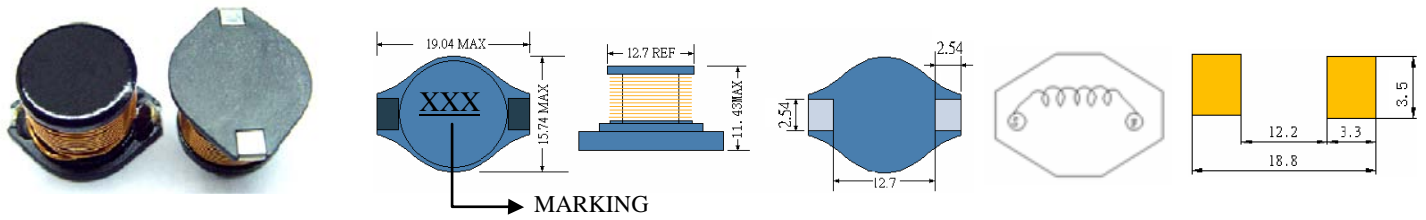


SC5040F

SMD POWER INDUCTORS



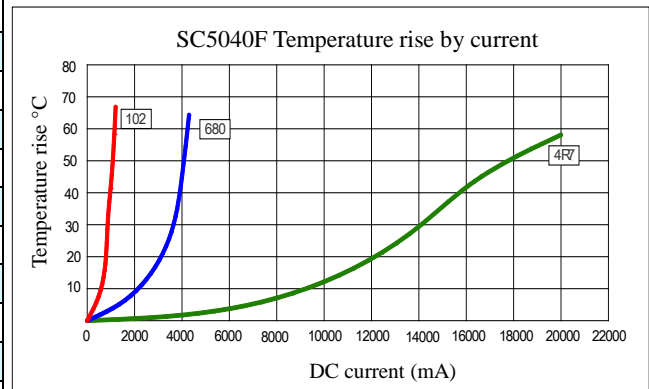
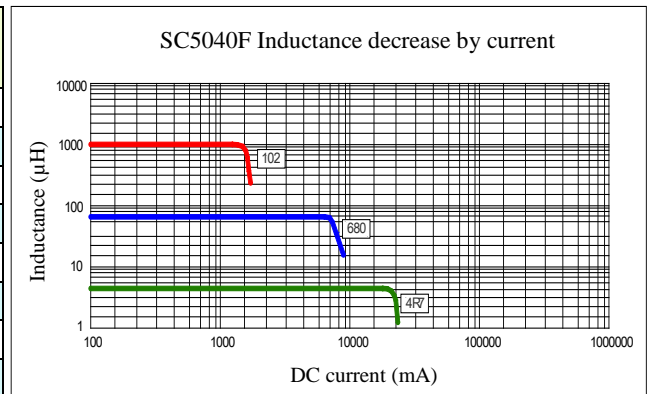
• Features

1. Open frame construction
2. Excellent Power Density
3. Engineered to Provide High Efficiency



ELECTRICAL CHARACTERISTICS

Part Number	Inductance (uH) (1)	Test Frequency	DC Resistance (Ω MAX) (2)	Saturation Current ⁽³⁾ (A)	Temperature Current ⁽⁴⁾ (A)
SC5040F-4R7	4.7	100KHZ	8.5m	24.0	14.0
SC5040F-5R6	5.6	100KHZ	9.8m	20.3	12.5
SC5040F-6R8	6.8	100KHZ	11.5m	18.5	11.2
SC5040F-100	10	100KHZ	15.7m	16.7	9.50
SC5040F-150	15	100KHZ	23.5m	13.0	8.00
SC5040F-220	22	100KHZ	34.2m	10.6	6.50
SC5040F-330	33	100KHZ	51.2m	8.6	5.00
SC5040F-470	47	100KHZ	71.4m	7.0	4.00
SC5040F-680	68	100KHZ	100m	6.5	3.20
SC5040F-101	100	100KHZ	146m	5.0	2.80
SC5040F-151	150	100KHZ	216m	4.0	2.30
SC5040F-221	220	100KHZ	310m	3.3	1.80
SC5040F-331	330	100KHZ	450m	2.7	1.50
SC5040F-471	470	100KHZ	600m	2.2	1.20
SC5040F-681	680	100KHZ	890m	1.9	1.00
SC5040F-102	1000	100KHZ	1280m	1.5	0.88



- (1). Inductance tolerance $\pm 20\%$ tested at 0.25V, 0ADC and 25°C.
- (2). DCR measured at 25°C.
- (3). The DC current at which the inductance decreases by 10% from its initial value.
- (4). The DC current that results in a 40°C temperature rise from 25°C ambient.

[Click here for QUANTITY PER REEL & PACKING INFORMATION](#)

Custom versions available upon request.

Mouser Electronics

Authorized Distributor

Click to View Pricing, Inventory, Delivery & Lifecycle Information:

[Bel:](#)

[SC5040F-150](#) [SC5040F-680](#) [SC5040F-5R6](#) [SC5040F-102](#) [SC5040F-471](#) [SC5040F-330](#) [SC5040F-681](#) [SC5040F-470](#) [SC5040F-221](#) [SC5040F-6R8](#) [SC5040F-101](#) [SC5040F-331](#) [SC5040F-4R7](#) [SC5040F-151](#) [SC5040F-220](#)