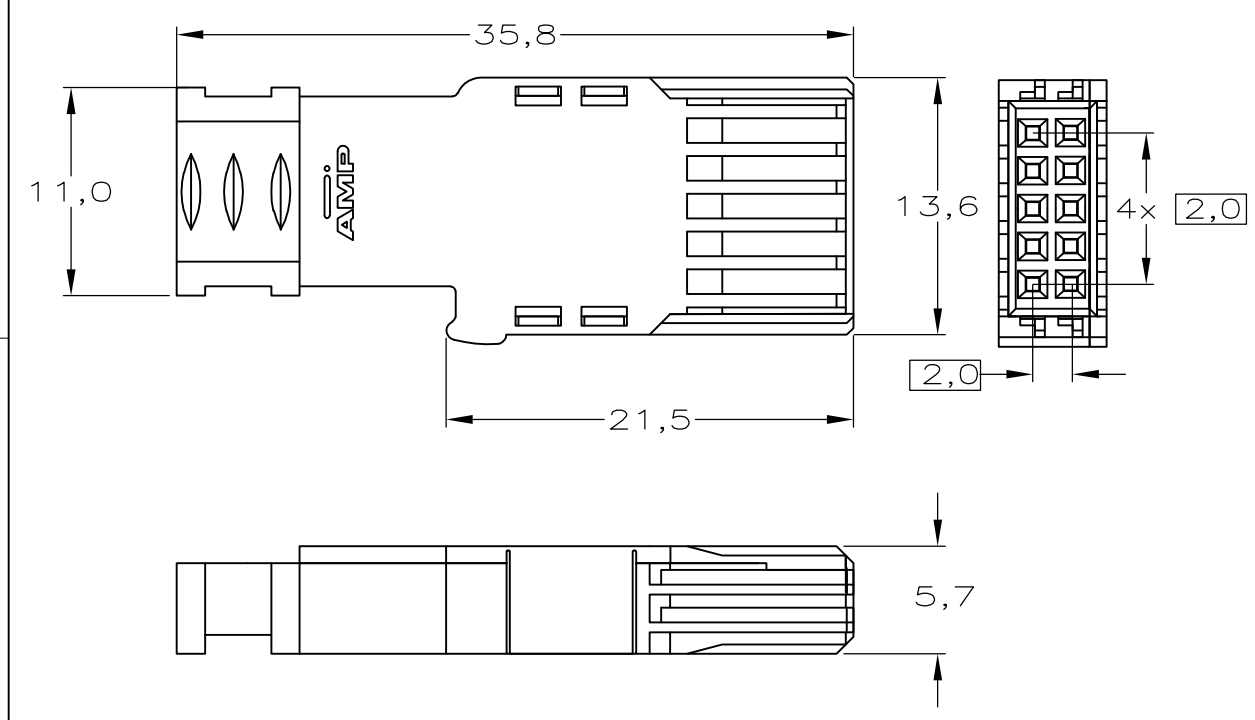

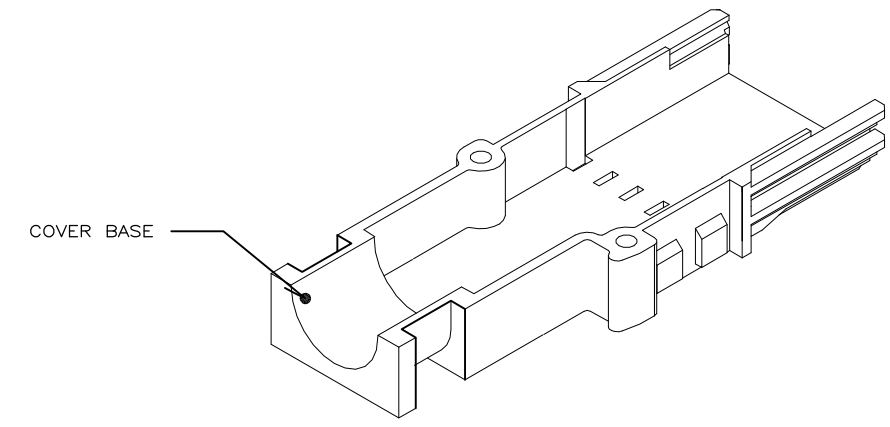
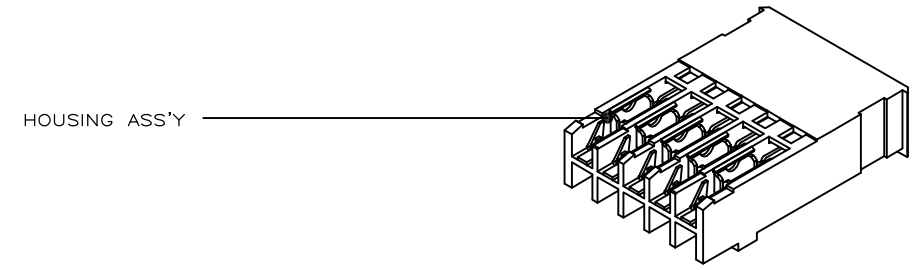
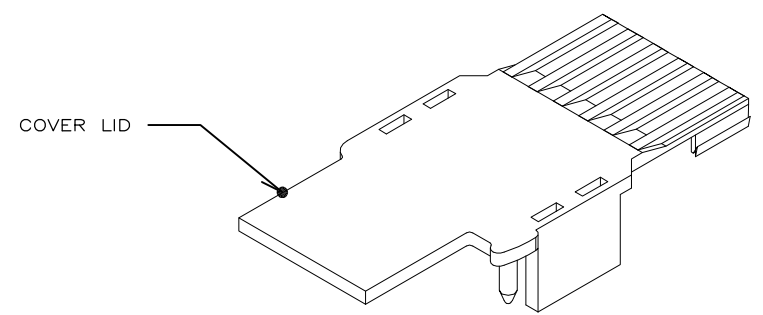


THIS DRAWING IS UNPUBLISHED. RELEASED FOR PUBLICATION
 © COPYRIGHT - TE Connectivity ALL RIGHTS RESERVED.

REVISIONS				
P	LTR	DESCRIPTION	DATE	APVD
	D	ECR-16-012200	13JUL2017	FL SY

NOTES:

- 1 PARTS PACKAGED UNASSEMBLED
- 2 BULKPACKAGE CONSIST OF 50 KITS
- 3 FOR MOUNTING INSTRUCTIONS SEE 114-19039
- 4 SUITABLE FOR 30-26 AWG (0,25-0,40 mm DIA) WITH 1,0 MM DIA MAX INSULATION
- 5 SUITABLE FOR 26-24 AWG (0,40-0,50 mm DIA) WITH 1,0 MM DIA MAX INSULATION
- 6 MATERIAL:
 CONTACT: PHOSPHORBRONZE
 HOUSING: LIQUID CRYSTAL POLYMER
 COVERS: GLASSFILLED POLYESTER (BLACK)
- 7 FINISH CONTACTS:
 0,8µm AU over 1,3µm Ni IN CONTACT AREA
 REMAINDER 2,0µm MAX. TIN OVER 1,3µm Ni
- 8 MAXIMUM CABLE DIAMETER
 WHEN NOT EXCEEDING COVER LID: 2,6 mm
 OTHERWISE: 4,0 mm
- 9 3D DRAWING DOESN'T SHOW FULL DETAILS



DESCRIPTION	NOTES	PARTNUMBER
OBSOLETE 26-24 AWG CABLE CONNECTOR KIT	2 5	1-352167-2
30-26 AWG CABLE CONNECTOR KIT	2 4	1-352167-1

THIS DRAWING IS A CONTROLLED DOCUMENT.		DWN D. TRUREN 26-SEP-96	STE TE Connectivity	
DIMENSIONS: mm		CHK K. KOCAKOGLU 26-SEP-96		
TOLERANCES UNLESS OTHERWISE SPECIFIED:		APVD B. MOOIJ -	NAME Z-PACK 2mm HM KIT	
0 PLC ± -		PRODUCT SPEC -	10 POS. LF UNSHIELDED CABLE CONNECTOR	
1 PLC ± -		APPLICATION SPEC -	SIZE A3	CAGE CODE 00779
2 PLC ± -		WEIGHT 0.000000	DRAWING NO C-352167	RESTRICTED TO -
3 PLC ± -		CUSTOMER DRAWING		
4 PLC ± -		SCALE -	SHEET 1 OF 1	REV D
ANGLES ± -				
FINISH -				