

CMP SH1-4**SURFACE MOUNT SILICON
HIGH CURRENT
SCHOTTKY RECTIFIER**
www.centrasemi.com
DESCRIPTION:

The CENTRAL SEMICONDUCTOR CMP SH1-4 is a High Current, Schottky Rectifier in a surface mount SOT-23F package suitable for high current applications in mobile communications and DC-DC converters.

MARKING CODE: SH1**FEATURES:**

- High Current (1.0 Amp)
- Power SOT-23F Package

**SOT-23F CASE****MAXIMUM RATINGS:** ($T_A=25^\circ\text{C}$)

Continuous Reverse Voltage
Continuous Forward Current
Average Forward Current
Peak Forward Surge Current, $t \leq 100\mu\text{s}$
Peak Forward Surge Current, $t \leq 10\text{ms}$
Power Dissipation
Operating and Storage Junction Temperature
Thermal Resistance

SYMBOL

V_R	40
I_F	1.0
I_O	1.75
I_{FSM}	12
I_{FSM}	5.2
P_D	350
T_J, T_{stg}	-65 to +150
θ_{JA}	357

UNITS

V
A
A
A
A
mW
$^\circ\text{C}$
$^\circ\text{C/W}$

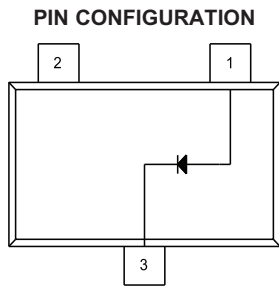
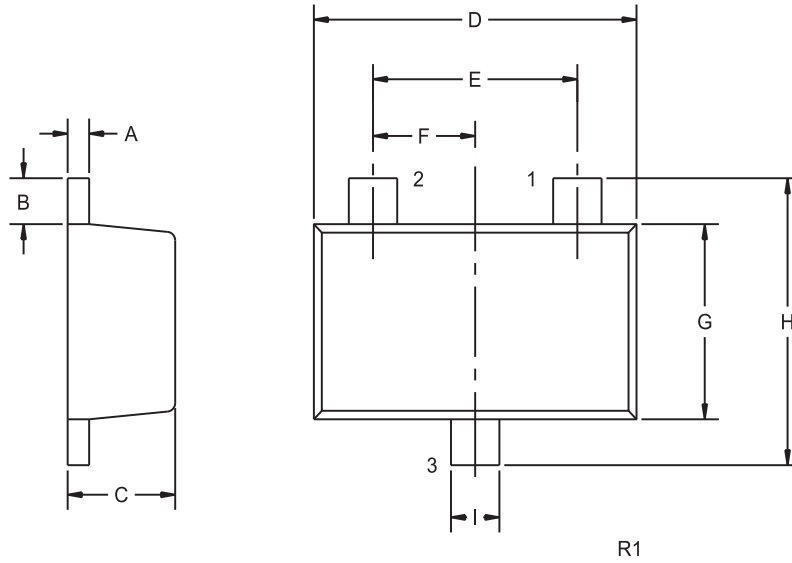
ELECTRICAL CHARACTERISTICS: ($T_A=25^\circ\text{C}$ unless otherwise noted)

SYMBOL	TEST CONDITIONS	MIN	TYP	MAX	UNITS
I_R	$V_R=30\text{V}$		2.0	100	μA
BV_R	$I_R=100\mu\text{A}$	40			V
V_F	$I_F=100\text{mA}$		347	390	mV
V_F	$I_F=500\text{mA}$		418	480	mV
V_F	$I_F=1.0\text{A}$		471	550	mV
V_F	$I_F=1.5\text{A}$		551	620	mV
V_F	$I_F=1.0\text{A}, @ T_A=100^\circ\text{C}$		420		mV
C_J	$V_R=25\text{V}, f=1.0\text{MHz}$		25		pF
t_{rr}	$I_F=500\text{mA}, I_R=500\text{mA}, I_{rr}=50\text{mA}$		12		ns

CMP SH1-4
SURFACE MOUNT SILICON
HIGH CURRENT
SCHOTTKY RECTIFIER



SOT-23F CASE - MECHANICAL OUTLINE



LEAD CODE:
 1) Anode
 2) No Connection
 3) Cathode

MARKING CODE: SH1

SYMBOL	DIMENSIONS		DIMENSIONS	
	INCHES		MILLIMETERS	
	MIN	MAX	MIN	MAX
A	0.004	0.008	0.10	0.20
B	0.012	0.020	0.30	0.50
C	0.031	0.039	0.80	1.00
D	0.110	0.118	2.80	3.00
E	0.075		1.90	
F	0.037		0.95	
G	0.059	0.067	1.50	1.70
H	0.091	0.098	2.30	2.50
I	0.014	0.018	0.35	0.45

SOT-23F (REV: R1)

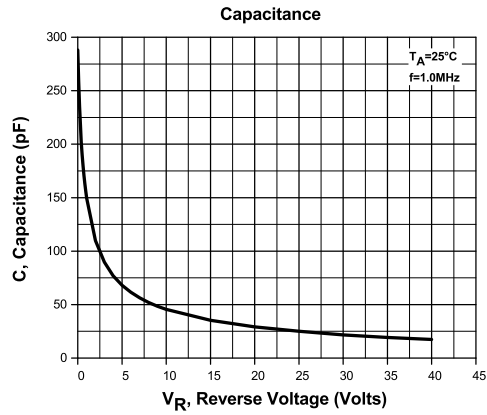
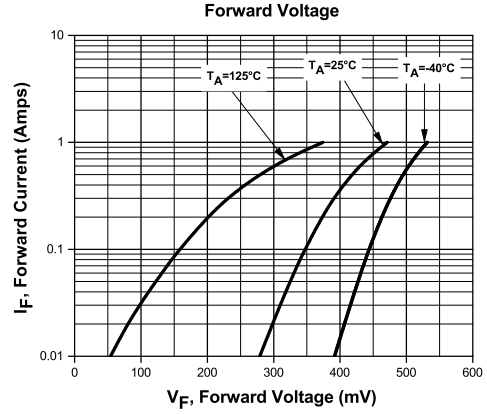
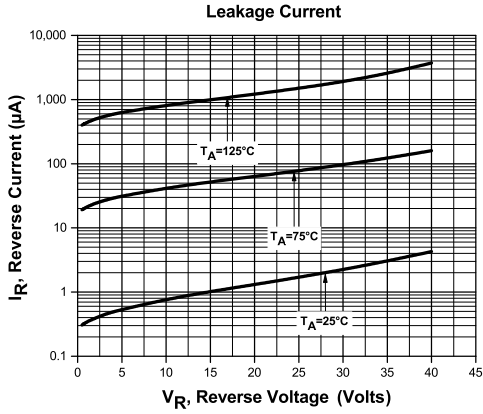
R4 (30-November 2015)

CMPH1-4

SURFACE MOUNT SILICON
HIGH CURRENT
SCHOTTKY RECTIFIER



TYPICAL ELECTRICAL CHARACTERISTICS



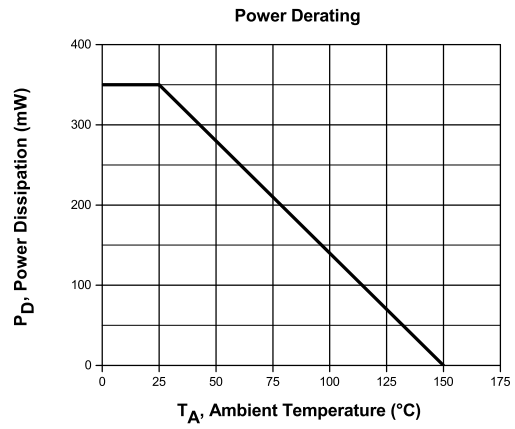
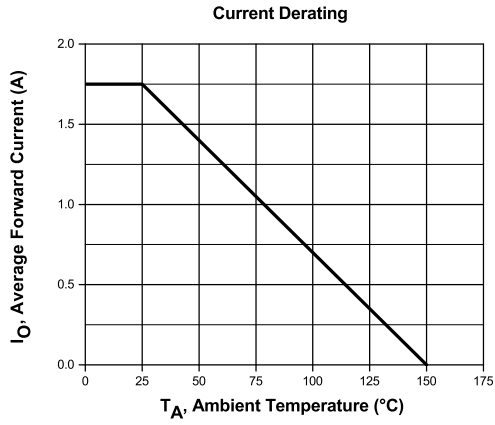
R4 (30-November 2015)

CMP SH1-4

SURFACE MOUNT SILICON
HIGH CURRENT
SCHOTTKY RECTIFIER



TYPICAL ELECTRICAL CHARACTERISTICS



R4 (30-November 2015)

OUTSTANDING SUPPORT AND SUPERIOR SERVICES



PRODUCT SUPPORT

Central's operations team provides the highest level of support to insure product is delivered on-time.

- Supply management (Customer portals)
- Inventory bonding
- Consolidated shipping options
- Custom bar coding for shipments
- Custom product packing

DESIGNER SUPPORT/SERVICES

Central's applications engineering team is ready to discuss your design challenges. Just ask.

- Free quick ship samples (2nd day air)
- Online technical data and parametric search
- SPICE models
- Custom electrical curves
- Environmental regulation compliance
- Customer specific screening
- Up-screening capabilities
- Special wafer diffusions
- PbSn plating options
- Package details
- Application notes
- Application and design sample kits
- Custom product and package development

REQUESTING PRODUCT PLATING

1. If requesting Tin/Lead plated devices, add the suffix " TIN/LEAD" to the part number when ordering (example: 2N2222A TIN/LEAD).
2. If requesting Lead (Pb) Free plated devices, add the suffix " PBFREE" to the part number when ordering (example: 2N2222A PBFREE).

CONTACT US

Corporate Headquarters & Customer Support Team

Central Semiconductor Corp.
145 Adams Avenue
Hauppauge, NY 11788 USA
Main Tel: (631) 435-1110
Main Fax: (631) 435-1824
Support Team Fax: (631) 435-3388
www.centrasemi.com

Worldwide Field Representatives:
www.centrasemi.com/wwreps

Worldwide Distributors:
www.centrasemi.com/wwdistributors

For the latest version of Central Semiconductor's **LIMITATIONS AND DAMAGES DISCLAIMER**, which is part of Central's Standard Terms and Conditions of sale, visit: www.centrasemi.com/terms

Mouser Electronics

Authorized Distributor

Click to View Pricing, Inventory, Delivery & Lifecycle Information:

[Central Semiconductor:](#)

[CMPSH1-4](#) [CMPSH1-4 TR](#) [CMPSH1-4 BK](#)