

Customer Information Sheet

DRAWING No.: M80-481XXXX

SHEET 2 OF 2

IF IN DOUBT - ASK

©

NOT TO SCALE

THIRD ANGLE PROJECTION

ALL DIMENSIONS IN mm

SPECIFICATIONS:

MATERIAL:

MOULDING = GLASS-FILLED PPS, UL94V-0, BLACK
 CONTACT CLIP = BERYLLIUM COPPER
 CONTACT SHELL = COPPER ALLOY
 JACKSCREW, CIRCLIP = STAINLESS STEEL

FINISH (ALL OVER NICKEL):

05 = 0.3µ GOLD CLIP, 0.25-0.3µ GOLD SHELL
 42 = 0.3µ GOLD CLIP, 3.5-5.0µ 100% TIN SHELL

ELECTRICAL:

CURRENT RATING AT 25°C = 3.0A MAX
 CURRENT RATING AT 85°C = 2.2A MAX
 WORKING VOLTAGE = 120V AC/DC
 VOLTAGE PROOF = 360V AC/DC
 CONTACT RESISTANCE = 25 mΩ MAX
 INSULATION RESISTANCE = 100 MΩ MIN

MECHANICAL:

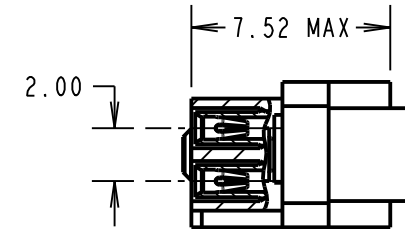
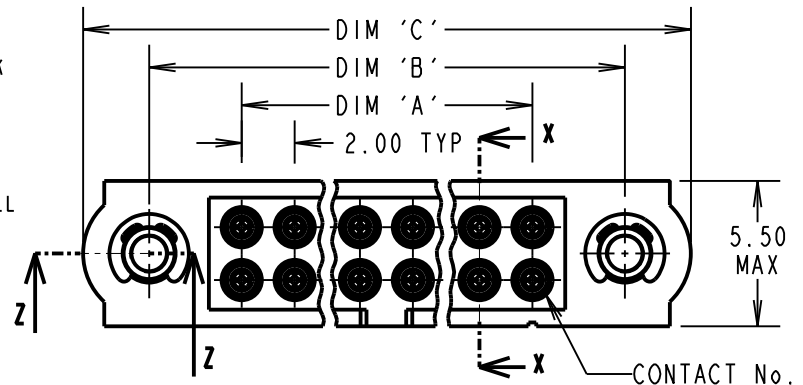
DURABILITY = 500 OPERATIONS
 INSERTION FORCE (∅0.5mm GAUGE) = 2.8N MAX
 WITHDRAWAL FORCE (∅0.5mm GAUGE) = 0.2N MIN

ENVIRONMENTAL:

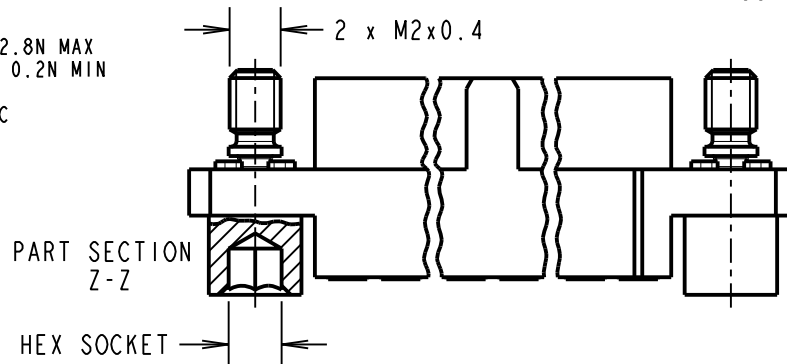
TEMPERATURE RANGE = -55°C TO +125°C

PACKING:

LOOSE
 FOR COMPLETE SPECIFICATION, SEE
 COMPONENT SPECIFICATION C005XX
 (LATEST ISSUE)



PART SECTION X-X



PART SECTION Z-Z

2.00 A/F HEX SOCKET

NOTES:

- CONNECTOR IS SUPPLIED WITH CONTACTS LOOSE.
- FOR EXTRA CONTACTS, USE PART NUMBER M80-0130005 FOR M80-481XX05 AND M80-0130001 FOR M80-481XX42.
- RECOMMENDED WIRE TYPE = BS 3G 210 TYPE A, PTFE INSULATED 24-28 AWG. MAX INSULATION DIAMETER = ∅1.10mm, STRIP WIRE BY 2.00mm.
- RECOMMENDED HAND CRIMP TOOL = M22520/2-01 WITH POSITIONER T5747. REFER TO TOOLING INSTRUCTION SHEET IS-01 FOR COMPLETE CRIMPING INSTRUCTIONS
- CONTACT INSERTION AND EXTRACTION TOOL = Z80-280. REFER TO INSTRUCTION SHEET IS-25 FOR ASSEMBLY INSTRUCTIONS.

DIMENSION	CALCULATION
DIM 'A'	TOTAL No. OF CONTACTS - 2.00
DIM 'B'	TOTAL No. OF CONTACTS + 5.00
DIM 'C'	TOTAL No. OF CONTACTS + 10.00
EXAMPLE: CONNECTOR WITH 20 CONTACTS, GOLD CLIP AND 100% TIN SHELL, M80-4812042	
DIM 'A' = 18.00mm, DIM 'B' = 25.00mm, DIM 'C' = 30.00mm	

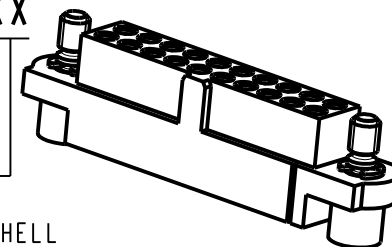
ORDER CODE:

M80-481XXXX

TOTAL No. OF CONTACTS
 04 TO 50
 (EVEN NUMBERS ONLY)

FINISH CODE

05 - GOLD CLIP, GOLD SHELL
 42 - GOLD CLIP, 100% TIN SHELL



SM	3	06.12.11	11578
NAME	ISS.	DATE	C/NOTE
APPROVED: S. MCCULLAGH			
CHECKED: M. G. PLESTED			
DRAWN: B. M. KENT			
CUSTOMER REF.:			
ASSEMBLY DRG:			

HARWIN

www.harwin.com
 technical@harwin.com

THIS DRAWING AND ANY INFORMATION OR DESCRIPTIVE MATTER SET OUT HEREON ARE CONFIDENTIAL AND COPYRIGHT PROPERTY OF THE HARWIN GROUP AND MUST NOT BE DISCLOSED, LOANED, COPIED OR USED FOR MANUFACTURING, TENDERING OR FOR ANY OTHER PURPOSE WITHOUT THEIR WRITTEN PERMISSION.

TOLERANCES

X. = ±1mm
 X.X = ±0.25mm
 X.XX = ±0.10mm
 X.XXX = ±0.01mm

ANGLES = ±5°
 UNLESS STATED

MATERIAL:

SEE ABOVE

FINISH: SEE ABOVE

S/AREA: mm²

TITLE: DATAMATE DIL CRIMP (SMALL BORE) FEMALE ASSEMBLY WITH HEX SOCKET JACKSCREW

DRAWING NUMBER:

M80-481XXXX

SHT 2 OF 2

Mouser Electronics

Authorized Distributor

Click to View Pricing, Inventory, Delivery & Lifecycle Information:

Harwin:

[M80-4810605](#) [M80-4810642](#) [M80-4811005](#) [M80-4811042](#) [M80-4811405](#) [M80-4811442](#) [M80-4812005](#) [M80-4812042](#) [M80-4812605](#) [M80-4812642](#) [M80-4813405](#) [M80-4813442](#) [M80-4814205](#) [M80-4814242](#) [M80-4815005](#)
[M80-4815042](#) [M80-4810405](#) [M80-4810805](#) [M80-4813805](#) [M80-4814005](#) [M80-4811205](#) [M80-4811242](#) [M80-4811805](#) [M80-4811842](#) [M80-4813005](#) [M80-4810842](#) [M80-4810442](#) [M80-4811605](#) [M80-4814405](#)