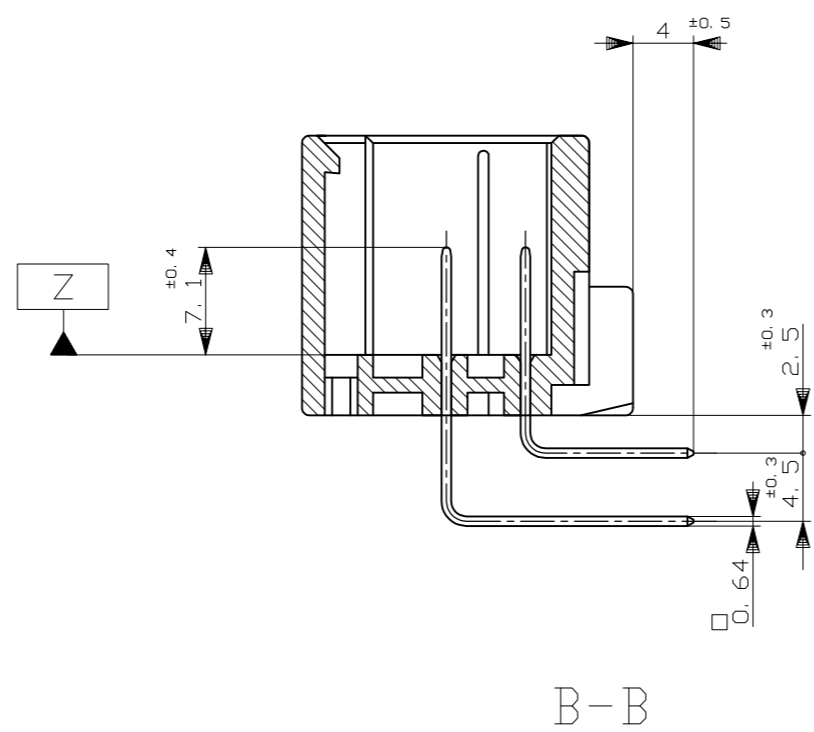
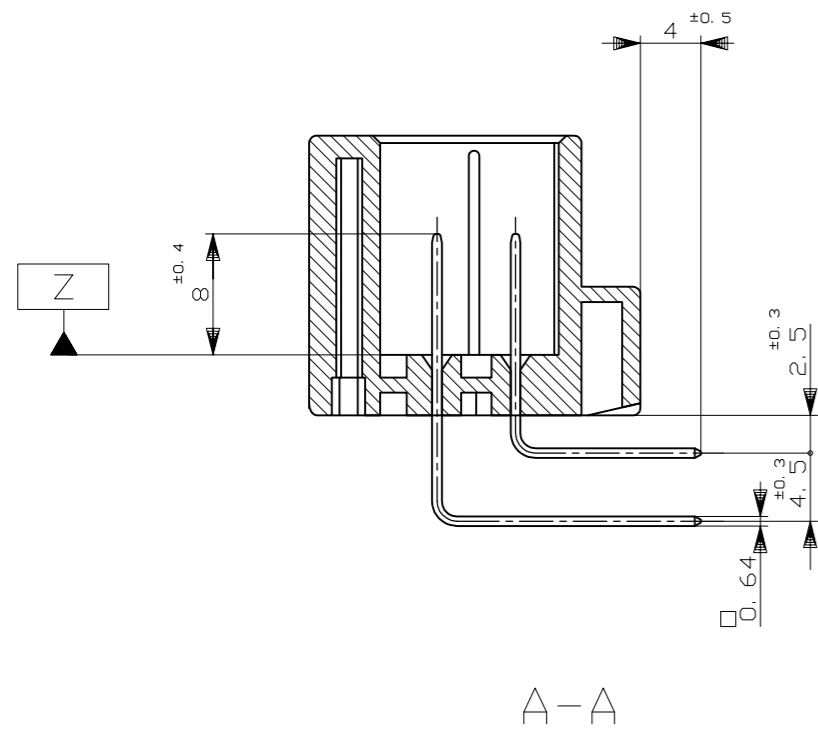
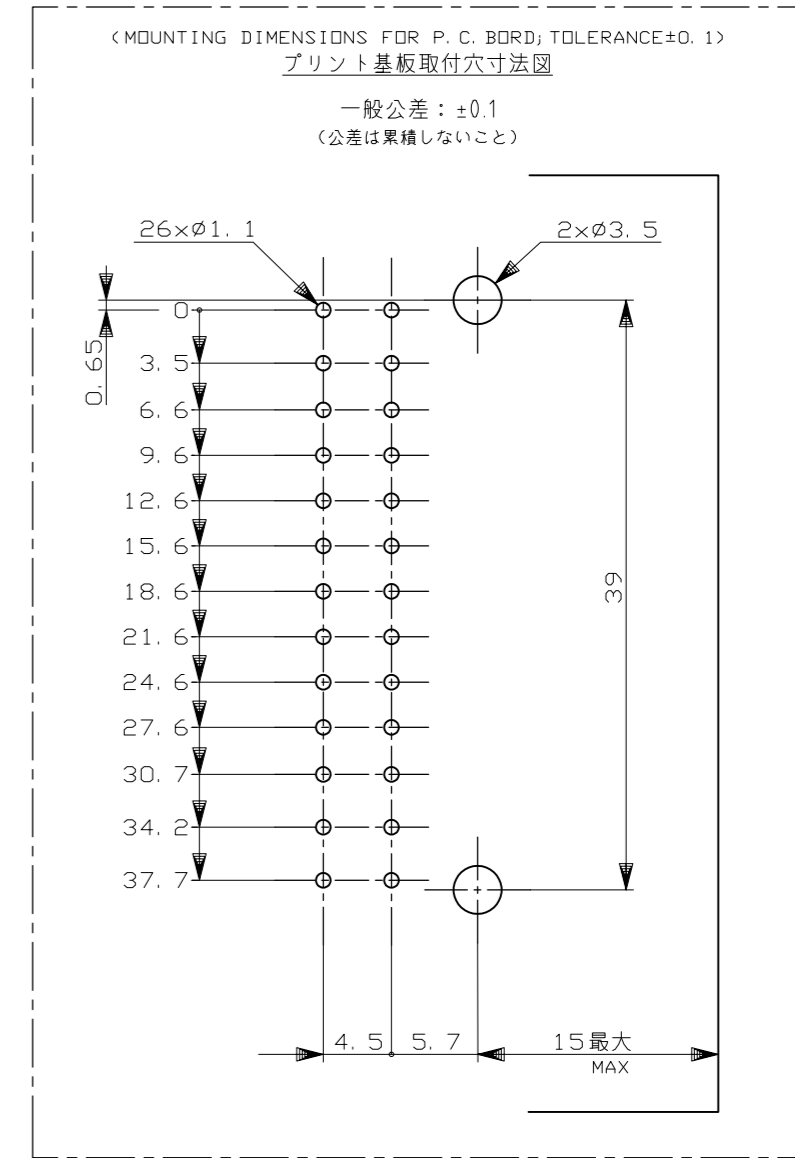
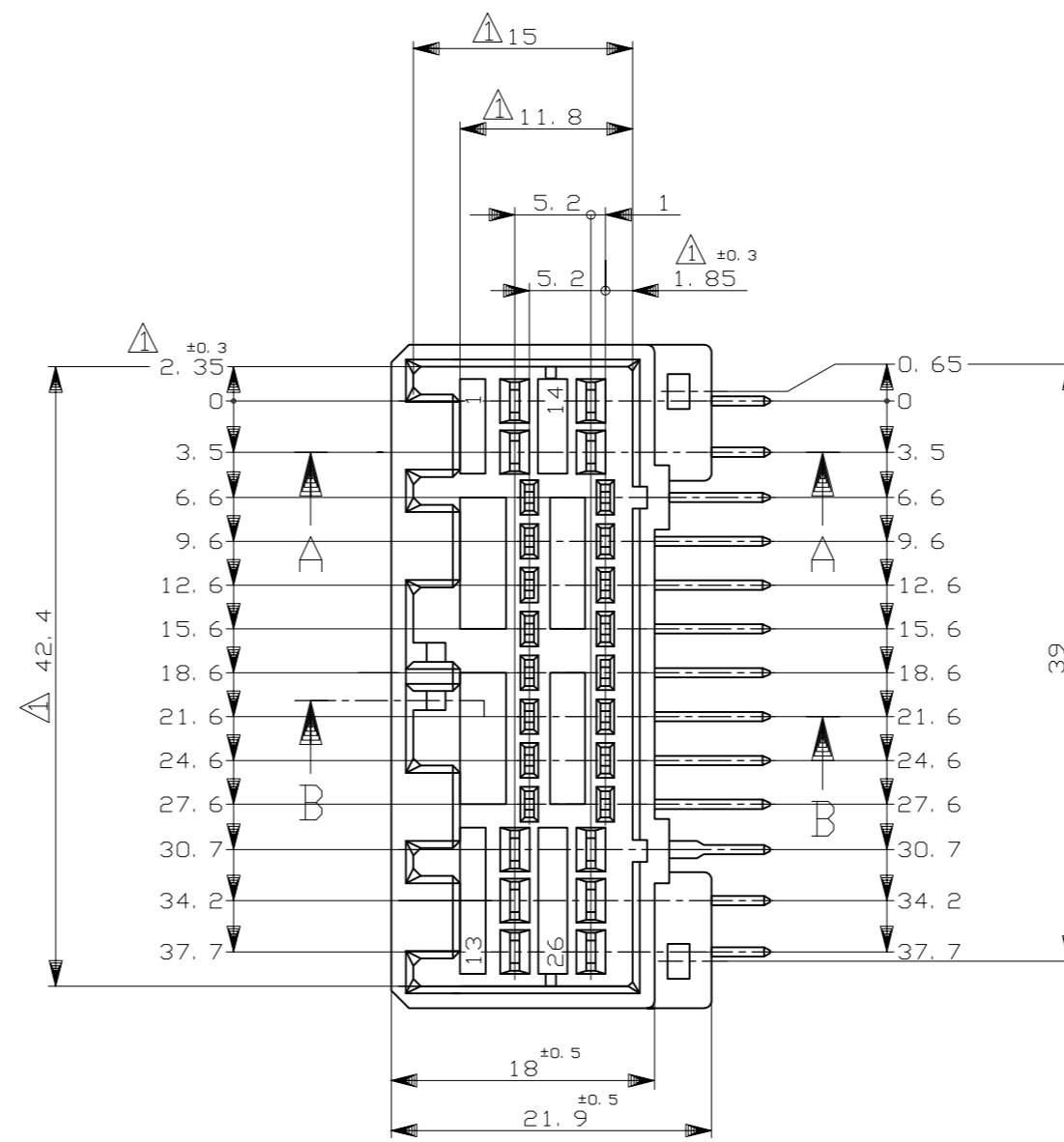
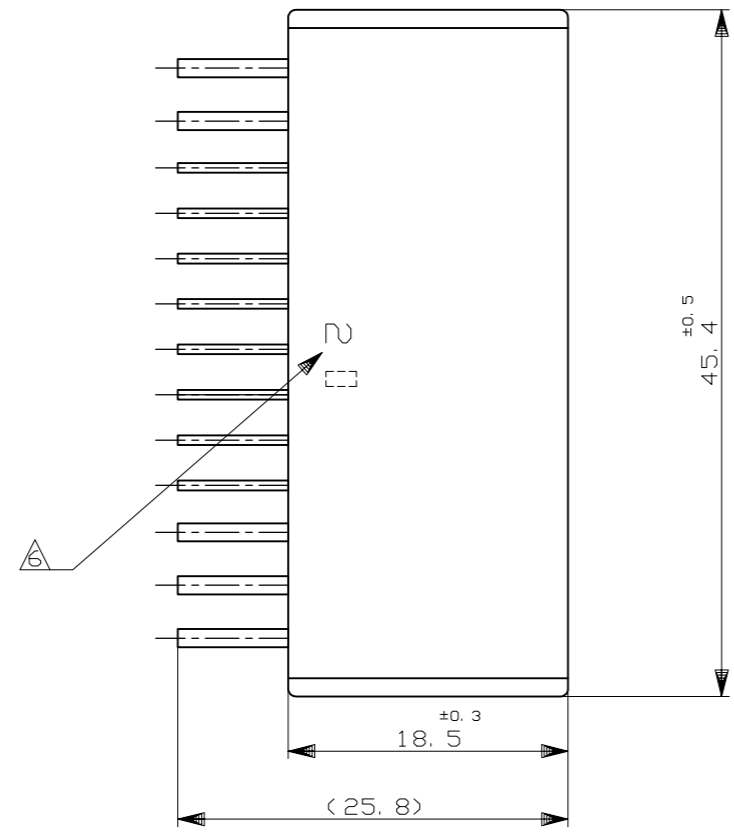
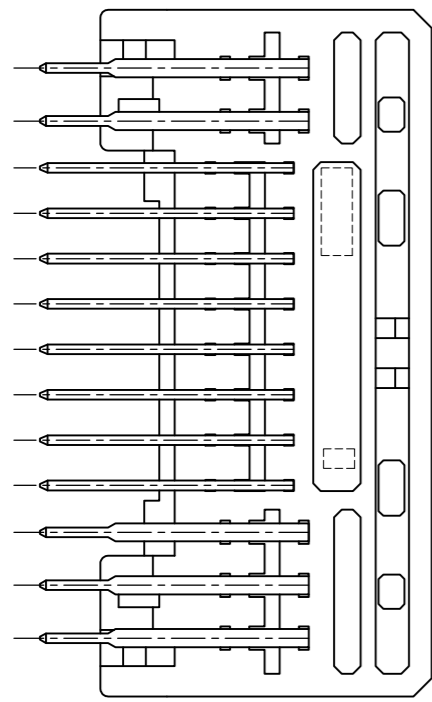
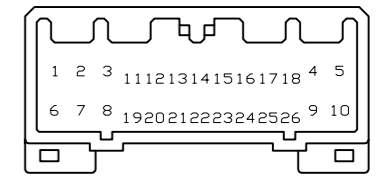


| REVISIONS | | | | | |
|-----------|---------|---------------|-----------|-----|------|
| P | LTR | DESCRIPTION | DATE | DWN | APVD |
| C3 | REVISED | ECR-16-003280 | 06SEP2016 | KF | HY |



- ① Z面から2mmの範囲で測定
- 2. 嵌合相手ハウジング型: 175567, 917994
- 3. 推奨取付ねじ: JIS B1115, B1122 タッピングねじ, なべ2種
呼び径3, 長さ6mm以下 (締付けトルク: 0.4N-m (4kg-cm) 以下)
- 4. 適用製品規格番号: 108-5280, 108-5342
- ⑤ 回路番号: 右図参照のこと
パワー回路 ①~⑩
シグナル回路 ⑪~⑳
- ⑥ 適用製品型番のプリフィックス及びIDマークを
カラーホットマークにて表示

- ① MUST BE KEPT BETWEEN Z AND 2
- 2. THE MATING PLUG HSG.PART NUMBER: 175567, 917994
- 3. RECOMMENDED MOUNTING SCREW; 3mm DIA, 6mm LENGTH (MAX.)
PAN HEAD, CLASS 2 TAPPING SCREW SPECIFIED IN JIS
B1115, B1122
(TIGHTENING TORQUE; 0.4N-m (4Kg-cm) MAX)
- 4. APPLICABLE PRODUCT SPEC NO.: 108-5280, 108-5342
- ⑤ CIRCUIT NUMBER
POWER CIRCUIT NO. ① ~ ⑩
SIGNAL CIRCUIT NO. ⑪ ~ ⑳
- ⑥ INDICATED PREFIX AND ID MARK OF PRODUCT P/N BY HOT MARK



| 53 | SELECTIVE-TIN (MATTE) | SELECTIVE GOLD (部分金めっき) × 6 | ① ② ④ ⑤ ⑥ ⑦ | --- | BLUE 青色 | 3-5175569-5 |
|---------|--------------------------------|-----------------------------|--|------------------------------|-------------------------|-------------|
| 2 | TIN-LEAD | PRE-TINNED (錫めっき) × 20 | ③ ⑧ | ⑫ ~ ⑰, ⑲ ~ ⑳ | GRAY 灰色 | 2-175569-6 |
| 0 | | PRE-TINNED (錫めっき) × 15 | --- | --- | BLUE 青色 | 175569-5 |
| 0 | | PRE-TINNED 錫メッキ × 26 | --- | --- | GRAY 灰色 | 175569-6 |
| MARKING | SOLDERING SIDE 半田付け部 | CONTACT SIDE 接触部側 | POWER CIRCUIT NO. パワー回路 | SIGNAL CIRCUIT NO. シグナル回路 | HOUSING COLOR ハウジング色 | PART NO |
| | FINISH OF CONTACT タブ仕上 (本数) | | CIRCUIT NO. OF GOLD PLATED CONTACT 全メッキ端子使用回路番号 | | | |

THIS DRAWING IS A CONTROLLED DOCUMENT.

DIMENSIONS: 単位: 純 mm

TOLERANCES UNLESS OTHERWISE SPECIFIED: 一般公差

0 PLC ±
1 PLC ±
2 PLC ±
3 PLC ±
4 PLC ±
ANGLES ±

TOLERANCES UNLESS OTHERWISE SPECIFIED: 一般公差
10± ±0.2
30± ±0.25
100± ±0.3
ANGLE ±0.3°

MATERIAL 材料 HOUSING: PBT CONTACT: BRASS

FINISH 仕上 SEE TABLE 表参照

DWN T.SHINOHARA 01JUN11
CHK K.BETSUI 01JUN11
APVD K.BETSUI 01JUN11

NAME 名称 26POSITION CAP HOUSING ASSEMBLY
040/070 SERIES HYBRID I/O CONNECTOR

SIZE A2 CAGE CODE 00779 DRAWING NO. 175569 RESTRICTED TO

WEIGHT 12 g SCALE 2:1 SHEET 1 of 1 REV C3

CUSTOMER DRAWING

Mouser Electronics

Authorized Distributor

Click to View Pricing, Inventory, Delivery & Lifecycle Information:

[TE Connectivity:](#)

[175569-6](#)