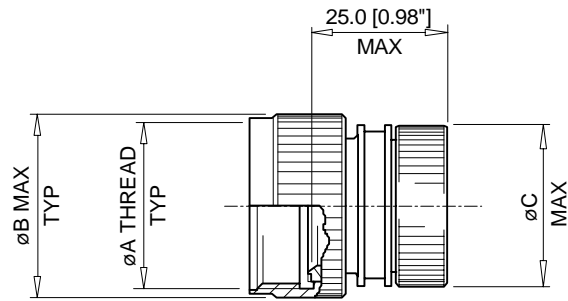


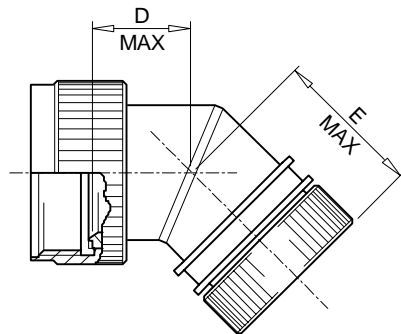
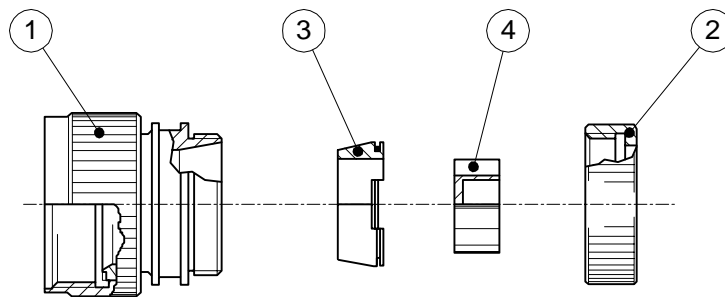
SPECIFICATION CONTROL DRAWING

REV: A	DCR # D060257	DATE: AUG 17, 2006
------------------	------------------	-----------------------



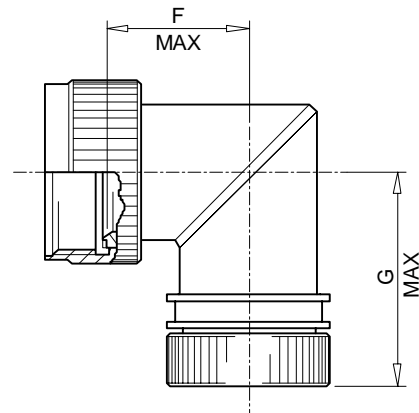
STRAIGHT ADAPTOR

-00



45° ADAPTOR

-45



90° ADAPTOR

-90

© 2006 Tyco Electronics Corporation. All rights reserved.

<div>tyco / <i>Electronics</i></div> <div>Wire and Harnessing Products</div>		<div>Tyco Electronics 300 Constitution Drive Menlo Park, CA 94025 USA</div>	<div>TITLE:</div> <div>HEXASHIELD ADAPTOR FOR CODE 54 CONNECTORS-PLAIN CLAMPING NUT</div>		
<div>UNLESS OTHERWISE SPECIFIED DIMENSIONS ARE IN MILLIMETERS. INCH DIMENSIONS ARE SHOWN IN BRACKETS</div>		<div>This drawing and the information set forth hereon is the property of Tyco Electronics and is to be held in trust and confidence. Publication, duplication, disclosure or use for any other purpose not expressly authorized in writing by Tyco Electronics is prohibited.</div>	<div>DOCUMENT NO.</div> <div>HEX54-SC-YY-YY-AYY-1-YY</div>		
<div>DRAWN: IRT</div>	<div>DATE: MAY, 2001</div>	<div>Tyco Electronics reserves the right to amend this drawing at any time. Users should evaluate the suitability of the product for their application.</div>	<div>FILE: D060257</div>	<div>SCALE: NONE</div>	<div>SHEET: 1 OF 4</div>

If this document is printed it becomes uncontrolled. Check for the latest revision.

SPECIFICATION CONTROL DRAWING


REV: A	DCR # D060257	DATE: AUG 17, 2006
-----------	------------------	-----------------------

KIT DESCRIPTION

ITEM	DESCRIPTION	MATERIAL
1	BODY ASSEMBLY	NUT - STAINLESS STEEL
		BODY - ALUMINIUM ALLOY
2	CLAMPING NUT - PLAIN	ALUMINIUM ALLOY
3	CONIC RING	ALUMINIUM ALLOY
4	STAR	ALUMINIUM ALLOY

TABLE OF DIMENSIONS

Order Number	Shell Size (see overleaf)		ØA Thread UNF/UNEF-2B	ØB Max	ØC Max	D Max	E Max	F Max	G Max	Ferrule Quantity	
	Type A	Type B								Std.	Opt.
09	08	N/A	0.5000"-20	16.0 [0.63"]	17.5 [0.69"]	12.5 [0.49"]	25.5 [1.00"]	17.0 [0.67"]	30.5 [1.20"]	1	-
11	10	N/A	0.6250"-24	22.0 [0.87"]	21.5 [0.85"]	13.0 [0.51"]	26.0 [1.02"]	17.5 [0.69"]	30.5 [1.20"]	2	-
13	12	07	0.7500"-20	25.0 [0.98"]	22.5 [0.89"]	14.0 [0.55"]	26.5 [1.04"]	19.0 [0.75"]	32.0 [1.26"]	3	-
15	14	12	0.8750"-20	30.0 [1.18"]	25.5 [1.00"]	14.5 [0.57"]	27.5 [1.08"]	20.5 [0.81"]	33.5 [1.32"]	5	-
17	16	19	1.0000"-20	33.0 [1.30"]	28.5 [1.12"]	15.0 [0.59"]	28.0 [1.10"]	22.0 [0.87"]	35.0 [1.38"]	6	-
19	18	27	1.0625"-18	37.0 [1.46"]	31.5 [1.24"]	15.5 [0.61"]	28.5 [1.12"]	23.5 [0.93"]	36.5 [1.44"]	7	-
21	20	37	1.1875"-18	38.0 [1.50"]	35.0 [1.38"]	16.5 [0.65"]	29.0 [1.14"]	25.5 [1.00"]	38.5 [1.52"]	9	11
23	22	N/A	1.3125"-18	41.0 [1.61"]	38.0 [1.50"]	17.0 [0.67"]	30.0 [1.18"]	27.0 [1.06"]	40.0 [1.57"]	10	13
25	24	N/A	1.4375"-18	46.0 [1.81"]	41.0 [1.61"]	18.0 [0.71"]	31.0 [1.22"]	28.5 [1.12"]	41.5 [1.63"]	12	17

<div> Wire and Harnessing Products</div>		<div>Tyco Electronics 300 Constitution Drive Menlo Park, CA 94025 USA</div>	<div>TITLE: HEXASHIELD ADAPTOR FOR CODE 54 CONNECTORS-PLAIN CLAMPING NUT</div>			
<div>UNLESS OTHERWISE SPECIFIED DIMENSIONS ARE IN MILLIMETERS. INCH DIMENSIONS ARE SHOWN IN BRACKETS</div>		<div>This drawing and the information set forth hereon is the property of Tyco Electronics and is to be held in trust and confidence. Publication, duplication, disclosure or use for any other purpose not expressly authorized in writing by Tyco Electronics is prohibited.</div>		<div>DOCUMENT NO. HEX54-SC-YY-YY-AYY-1-YY</div>		
<div>DRAWN: IRT</div>	<div>DATE: MAY, 2001</div>	<div>Tyco Electronics reserves the right to amend this drawing at any time. Users should evaluate the suitability of the product for their application.</div>		<div>FILE: D060257</div>	<div>SCALE: NONE</div>	<div>SHEET: 2 OF 4</div>

If this document is printed it becomes uncontrolled. Check for the latest revision.

SPECIFICATION CONTROL DRAWING

REV: A	DCR # D060257	DATE: AUG 17, 2006
------------------	------------------	-----------------------

PART NUMBERING

HEX54-S C-00-21-A9-1-DS

- CONNECTOR CODE NUMBER _____
HEX54 - SEE APPLICATIONS OVERLEAF
- MATERIAL CODE: _____
S = STAINLESS STEEL ACCESSORY NUT
ALUMINIUM ALLOY REMAINDER
- PLATING CODE: _____
C = ELECTROLESS NICKEL TO MIL-C-26074
- BODY STYLE _____
00 = STRAIGHT
45 = 45°
90 = 90°
- ORDER NUMBER _____
- FERRULE QUANTITY CODE _____
- 1 = PLAIN CLAMPING NUT _____
- DS = DRILLED STAR - OPTIONAL - SEE NOTE 1 _____

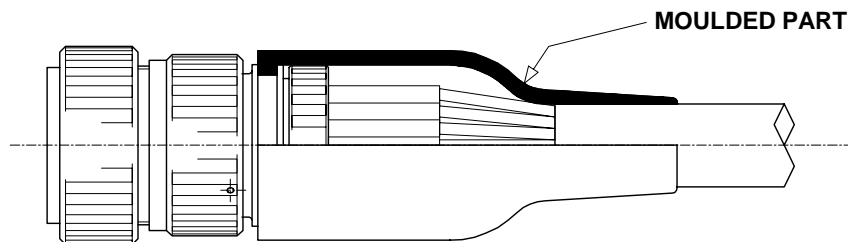
APPLICATION

- These adaptors are designed to be mounted on the following connectors:

MIL-C-26482 Series II)
MIL-C-83723 Series I and III) Shell Size Type A
MIL-C-5015)
HE312)

MIL-C-81703 Series III)
HE312) Shell Size Type B
DBAD)

- They are qualified to the Raychem specification RB-114, when installed on metallic Mil-Specification circular connectors only.
- They are designed primarily for open wire bundle installation but are also designed to accept Raychem heat shrink moulded parts where strain relief is required – see illustration.



- Use in conjunction with the ferrules HET-A-0XX, which are purchased separately. Refer to HET-A-0XX S.C.D. for relevant selection details.

INSTALLATION

- See Installation Procedure RPIP-696-04.

 Wire and Harnessing Products		Tyco Electronics 300 Constitution Drive Menlo Park, CA 94025 USA	TITLE: HEXASHIELD ADAPTOR FOR CODE 54 CONNECTORS-PLAIN CLAMPING NUT			
UNLESS OTHERWISE SPECIFIED DIMENSIONS ARE IN MILLIMETERS. INCH DIMENSIONS ARE SHOWN IN BRACKETS		This drawing and the information set forth hereon is the property of Tyco Electronics and is to be held in trust and confidence. Publication, duplication, disclosure or use for any other purpose not expressly authorized in writing by Tyco Electronics is prohibited.		DOCUMENT NO. HEX54-SC-YY-YY-AYY-1-YY		
DRAWN: IRT	DATE: MAY, 2001	Tyco Electronics reserves the right to amend this drawing at any time. Users should evaluate the suitability of the product for their application.		FILE: D060257	SCALE: NONE	SHEET: 3 OF 4

If this document is printed it becomes uncontrolled. Check for the latest revision.

SPECIFICATION CONTROL DRAWING

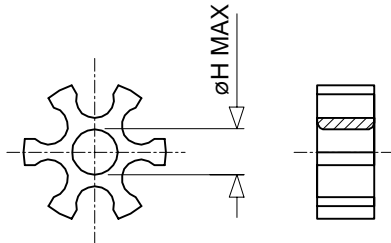
REV: A	DCR # D060257	DATE: AUG 17, 2006
------------------	------------------	-----------------------

PACKAGING

- All components are supplied in a plastic bag.

NOTES!

- Item 4 - Star - is **not** supplied with Hexashield Order Number 09.
- The DS option, illustrated below, is for a Drilled Star that is available on sizes 15 to 25 only. This option is to allow unshielded wires to pass through the assembly.

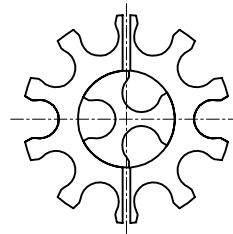


STAR SIZE	15	17	19	21	23	25
ØH MAX	3.0 [0.12"]	6.0 [0.24"]	9.0 [0.35"]	12.0 [0.47"]	15.0 [0.59"]	18.0 [0.71"]


- Where the ferrule quantities required are standard, the item 4 - Star - is also standard.
If the optional quantity is selected then 2 items 4 will be supplied - one "split" and the other one standard.
See below for illustration.

EXAMPLE: FERRULE QUANTITY CODE -A13

-A13 = -A10 SPLIT STAR + -A3 STANDARD STAR



- Assembly is to be permanently marked with Code Identity Number and Part Number.
(e.g. 06090 HEX54-SC-00-21-A9-1)

 Wire and Harnessing Products		Tyco Electronics 300 Constitution Drive Menlo Park, CA 94025 USA	TITLE: HEXASHIELD ADAPTOR FOR CODE 54 CONNECTORS-PLAIN CLAMPING NUT		
UNLESS OTHERWISE SPECIFIED DIMENSIONS ARE IN MILLIMETERS. INCH DIMENSIONS ARE SHOWN IN BRACKETS		This drawing and the information set forth hereon is the property of Tyco Electronics and is to be held in trust and confidence. Publication, duplication, disclosure or use for any other purpose not expressly authorized in writing by Tyco Electronics is prohibited. Tyco Electronics reserves the right to amend this drawing at any time. Users should evaluate the suitability of the product for their application.	DOCUMENT NO. HEX54-SC-YY-YY-AYY-1-YY		
DRAWN: IRT	DATE: MAY, 2001		FILE: D060257	SCALE: NONE	SHEET: 4 OF 4

If this document is printed it becomes uncontrolled. Check for the latest revision.

Mouser Electronics

Authorized Distributor

Click to View Pricing, Inventory, Delivery & Lifecycle Information:

[TE Connectivity:](#)

[HEX54-SC-90-09-A1-1](#)