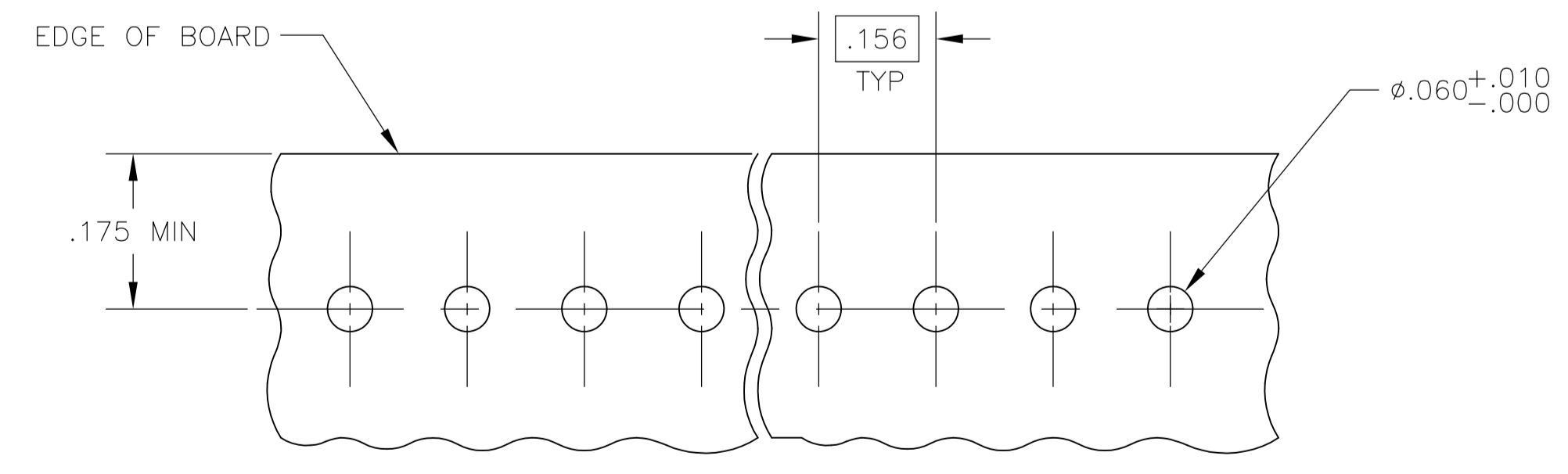
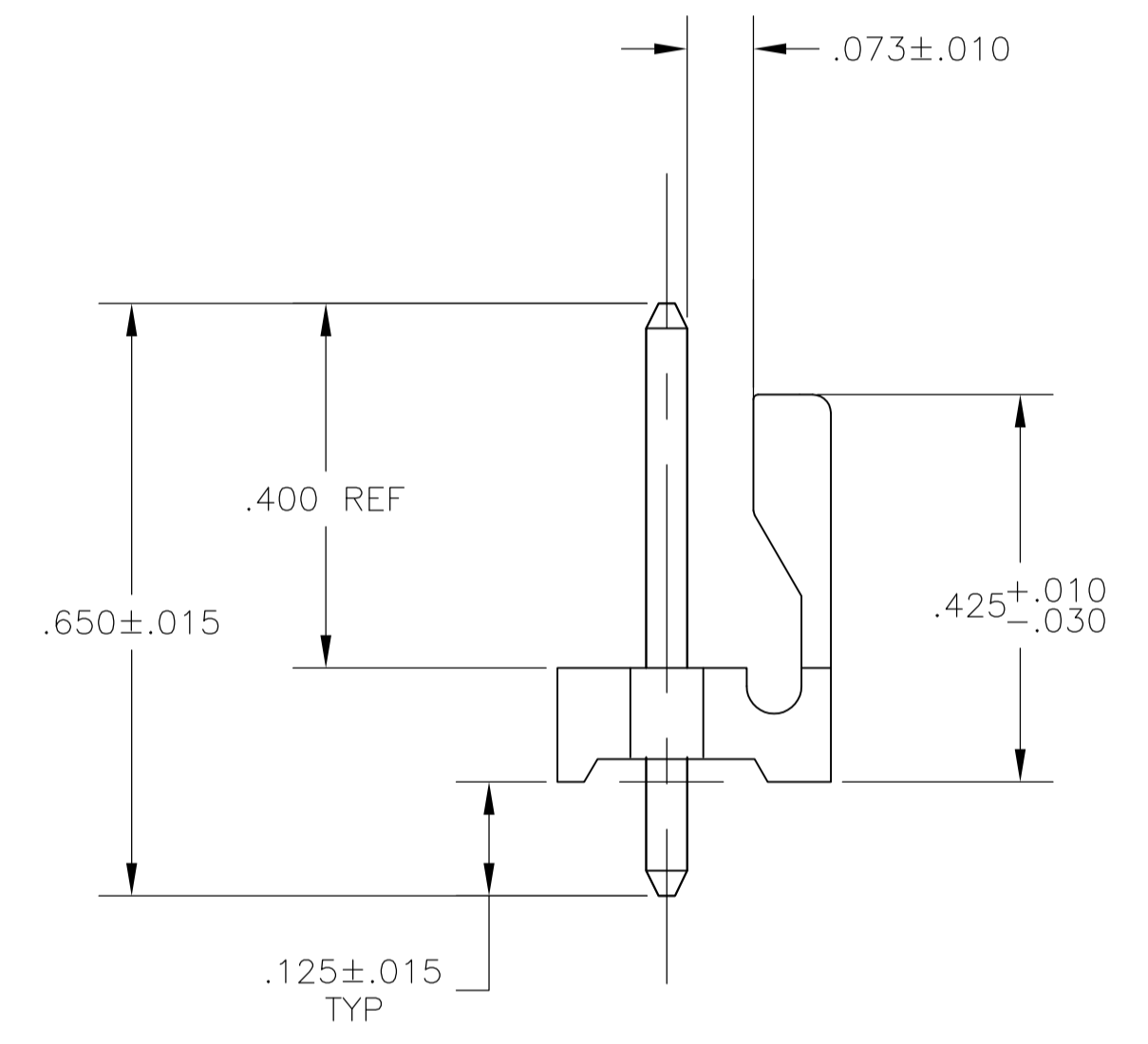
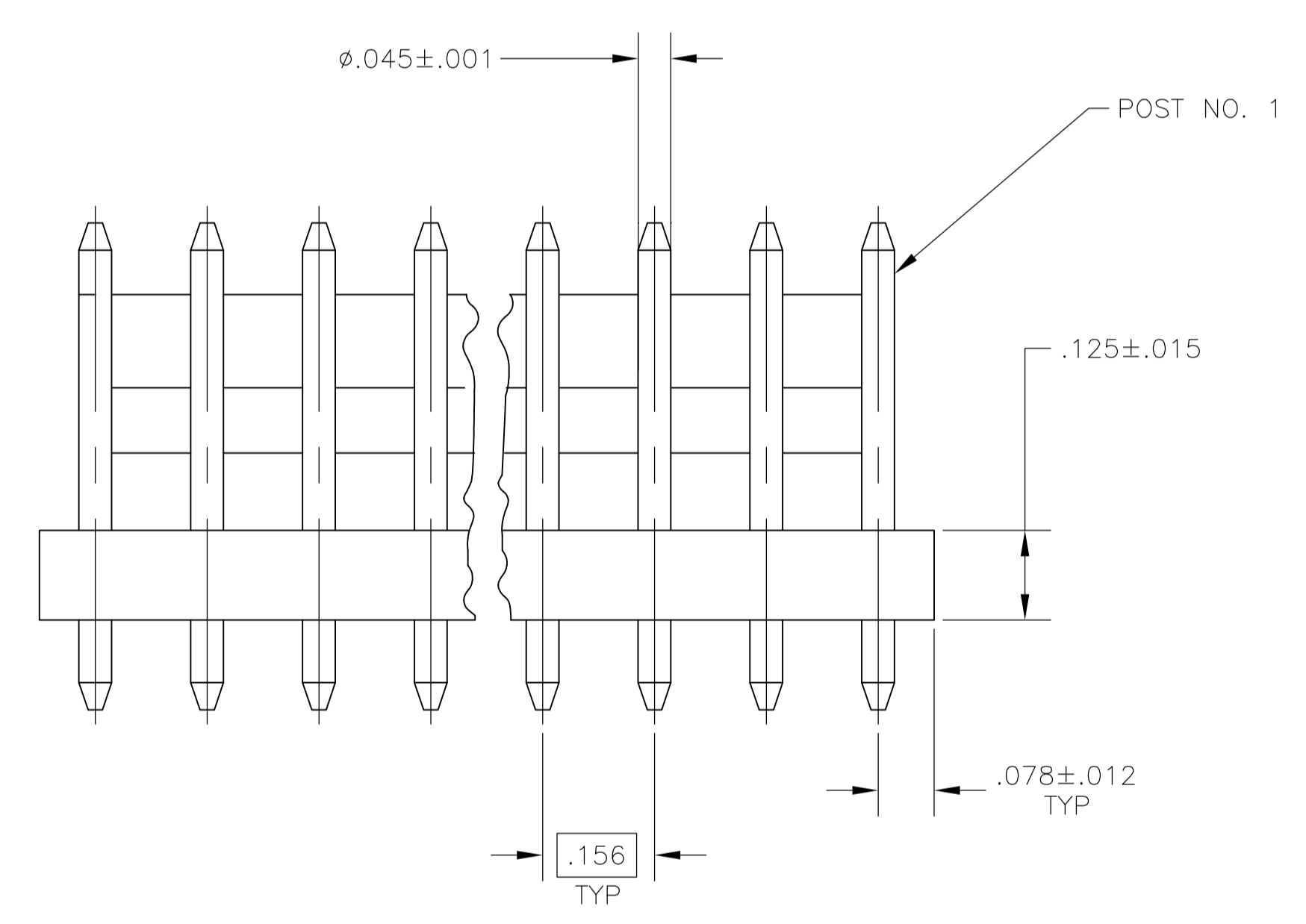


- 1 MATERIAL : HEADER-THERMOPLASTIC POLYESTER  
GLASS-FILLED 94V-0 (NATURAL)  
POST-COPPER ALLOY
- 2 FINISH:  
CONTACT-TIN PLATED
- 3 PRELIMINARY-NOT FOR PRODUCTION.



RECOMMENDED MOUNTING HOLE PATTERN FOR .063 THICK P.C. BOARD

△	2,4	51.51	2.028	13	4-640388-3
	2,4	19.81	.780	5	4-640388-5
△	7,9	39.62	1.560	10	4-640388-0
△	2	11.89	.468	3	3-640388-3
	NONE	95.10	3.744	24	2-640388-4
	NONE	91.14	3.588	23	2-640388-3
	NONE	87.17	3.432	22	2-640388-2
	NONE	83.21	3.276	21	2-640388-1
	NONE	79.25	3.120	20	2-640388-0
	NONE	75.29	2.964	19	1-640388-9
	NONE	71.32	2.808	18	1-640388-8
	NONE	67.36	2.652	17	1-640388-7
	NONE	63.40	2.496	16	1-640388-6
	NONE	59.44	2.340	15	1-640388-5
	NONE	55.47	2.184	14	1-640388-4
	NONE	51.51	2.028	13	1-640388-3
	NONE	47.55	1.872	12	1-640388-2
	NONE	43.59	1.716	11	1-640388-1
	NONE	39.62	1.560	10	1-640388-0
	NONE	35.66	1.404	9	640388-9
	NONE	31.70	1.248	8	640388-8
	NONE	27.74	1.092	7	640388-7
	NONE	23.77	.936	6	640388-6
	NONE	19.81	.780	5	640388-5
	NONE	15.85	.624	4	640388-4
	NONE	11.89	.468	3	640388-3
	NONE	7.92	.312	2	640388-2
	POST NO.(S) OMITTED	MM	[IN]	NUMBER OF POSITIONS	PART NUMBER

THIS DRAWING IS A CONTROLLED DOCUMENT.

DIMENSIONS: INCHES	TOLERANCES UNLESS OTHERWISE SPECIFIED:	0. PLC ± -	1. PLC ± -	2. PLC ± -	3. PLC ± .005	4. PLC ANGLES ± -
--------------------	--	------------	------------	------------	---------------	-------------------

MATERIAL	FINISH	WEIGHT	SIZE	CAGE CODE	DRAWING NO	RESTRICTED TO
1	2	-	A1	00779	640388	-

CUSTOMER DRAWING SCALE N/A SHEET 1 OF 1 REV AB3

# Mouser Electronics

Authorized Distributor

Click to View Pricing, Inventory, Delivery & Lifecycle Information:

[TE Connectivity:](#)

[640388-7](#)