


DIP Switch (Piano Type) A6SR

Low-profile Piano DIP Switches with a Standard Pitch of 2.54 mm for End-stackable Mounting.

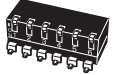

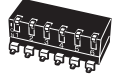

- Low-profile design with a height of only 5 mm and a 2.54-mm pitch.
- Models available with 2, 4, 6, 8, or 10 poles.
- Gold-plated twin contacts with slide-type self-cleaning mechanism for high reliability.
- RoHS Compliant



Application

Mode setting of MPU
Modem
Controller of servo motor
Coin changer
Program controller

Ordering Information

No. of poles	Quantity per tube	Tube packaging		Quantity per reel	Embossed taping packaging	
		Short lever	Long lever		Short lever	Long lever
						
2	95	A6SR-2101	A6SR-2104	700	A6SR-2101-P	A6SR-2104-P
4	47	A6SR-4101	A6SR-4104		A6SR-4101-P	A6SR-4104-P
6	31	A6SR-6101	A6SR-6104		A6SR-6101-P	A6SR-6104-P
8	23	A6SR-8101	A6SR-8104		A6SR-8101-P	A6SR-8104-P
10	18	A6SR-0101	A6SR-0104		A6SR-0101-P	A6SR-0104-P

Note: Order in multiples of the quantities given for each package.

Specifications

Characteristics

Switching capacity		25 mA at 24 VDC
Minimum permissible load		10 μA at 3.5 VDC
Contact resistance		200 mΩ max.
Insulation resistance		100 MΩ min. (at 250 VDC)
Dielectric strength		500 VAC for 1 min between terminals
Operating force		30.5 to 795 gf (0.3 to 7.8 N)
Vibration resistance	Malfunction Durability	10 to 55 Hz, 1.5-mm double amplitude
Shock resistance	Malfunction Durability	300 m/s ² min. (approx. 30G min.)
Service life	Electrical	1,000 operations min.
Ambient operating temperature		-20 to 70°C at 60% RH max. (with no icing or condensation)
Ambient operating humidity		35% to 95% (at 5 to 35°C)
Weight		0.24 g (2 poles), 0.48 g (4 poles), 0.73 g (6 poles), 0.97 g (8 poles), 1.22 g (10 poles)

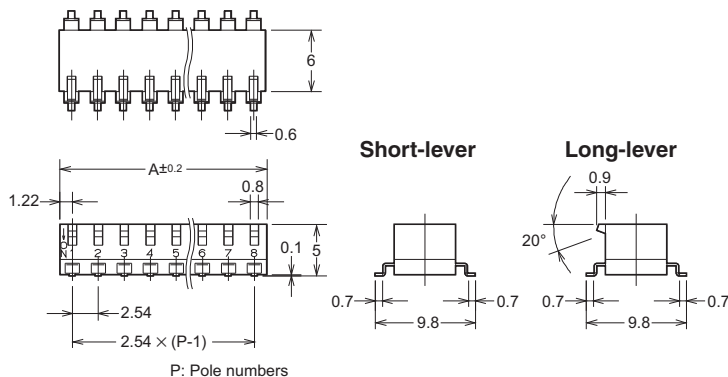
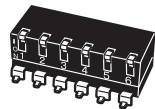
Note: Data shown are of initial value

Dimensions

Note: 1. All units are in millimeters unless otherwise indicated.
 2. Unless otherwise specified, a tolerance of ± 0.4 mm applies to all dimensions.

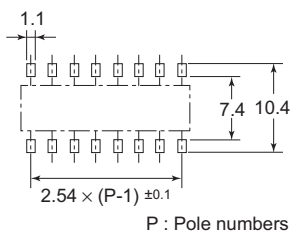
■ SMT terminal Short lever / Long lever

A6SR-□101
 A6SR-□104

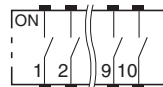



No. of poles	Model		Dimension A
	Short lever	Long lever	
2	A6SR-2101	A6SR-2104	4.98
4	A6SR-4101	A6SR-4104	10.06
6	A6SR-6101	A6SR-6104	15.14
8	A6SR-8101	A6SR-8104	20.22
10	A6SR-0101	A6SR-0104	25.30

Mounting pads (top view)



Internal connections (top view)





All sales are subject to Omron Electronic Components LLC standard terms and conditions of sale, which can be found at http://www.components.omron.com/components/web/webfiles.nsf/sales_terms.html

ALL DIMENSIONS SHOWN ARE IN MILLIMETERS.
To convert millimeters into inches, multiply by 0.03937. To convert grams into ounces, multiply by 0.03527.

OMRON[®]

**OMRON ELECTRONIC
COMPONENTS LLC**

55 E. Commerce Drive, Suite B
Schaumburg, IL 60173

847-882-2288

OMRON ON-LINE

Global - <http://www.omron.com>

USA - <http://www.components.omron.com>

Mouser Electronics

Authorized Distributor

Click to View Pricing, Inventory, Delivery & Lifecycle Information:

Omron:

[A6SR-0101](#) [A6SR-0101-P](#) [A6SR-0104](#) [A6SR-0104-P](#) [A6SR-2101](#) [A6SR-2101-P](#) [A6SR-2104](#) [A6SR-2104-P](#)
[A6SR-4101](#) [A6SR-4101-P](#) [A6SR-4104](#) [A6SR-4104-P](#) [A6SR-6101](#) [A6SR-6101-P](#) [A6SR-6104](#) [A6SR-6104-P](#) [A6SR-](#)
[8101](#) [A6SR-8101-P](#) [A6SR-8104](#) [A6SR-8104-P](#)