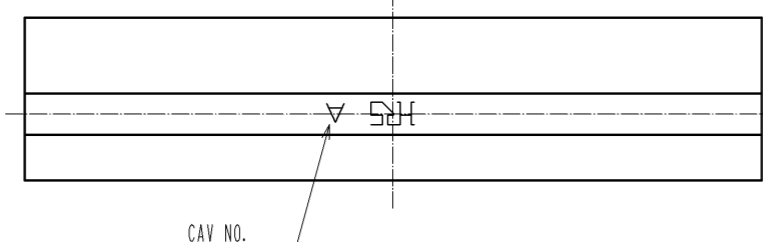

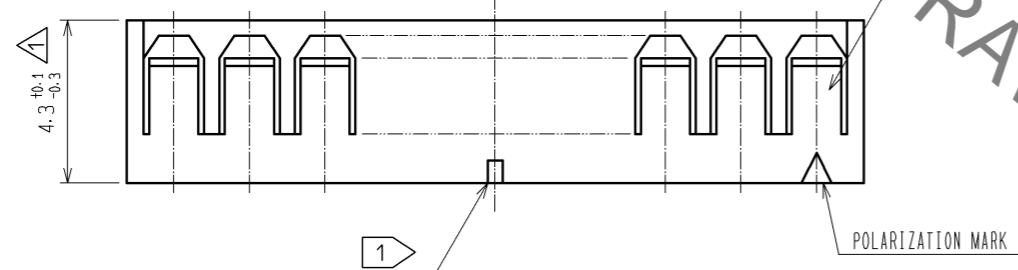
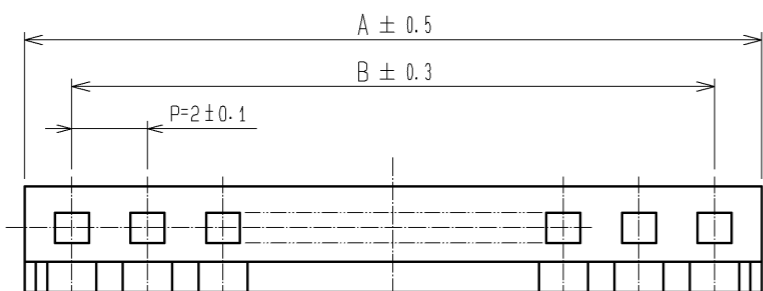
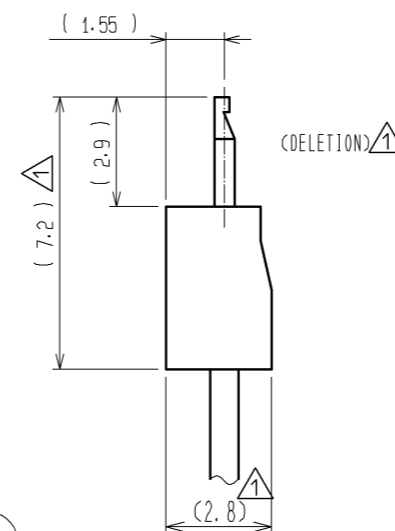


Sep.1.2020 Copyright 2020 HIROSE ELECTRIC CO., LTD. All Rights Reserved.
In case of consideration for using Automotive equipment / device which demand high reliability, kindly contact our sales window correspondents.

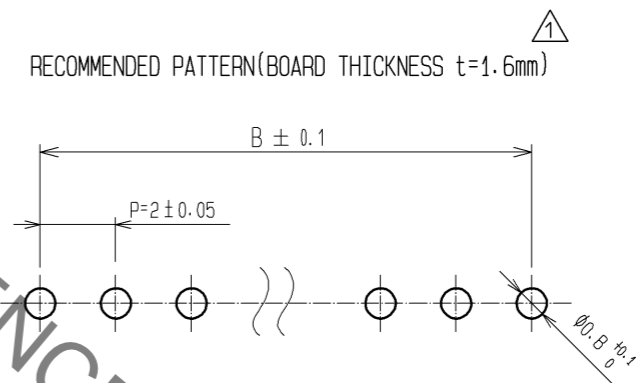
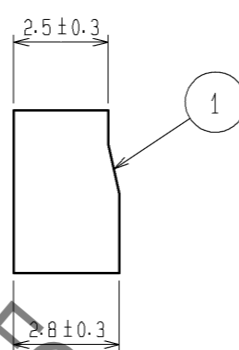


CRIMP CONTACT INSERTION DRAWING



PART NO.	CODE NO.	NUMBER OF CONTACT	A	B
DF4- 2P-2C	544-0003-4	2	4.5	2.0
DF4- 3P-2C	544-0004-7	3	6.5	4.0
DF4- 4P-2C	544-0005-0	4	8.5	6.0
DF4- 5P-2C	544-0006-2	5	10.5	8.0
DF4- 6P-2C	544-0007-5	6	12.5	10.0
DF4- 7P-2C	544-0008-8	7	14.5	12.0
DF4- 8P-2C	544-0009-0	8	16.5	14.0
DF4- 9P-2C	544-0010-0	9	18.5	16.0
DF4-10P-2C	544-0011-2	10	20.5	18.0
DF4-11P-2C	544-0012-5	11	22.5	20.0
DF4-12P-2C	544-0013-8	12	24.5	22.0
DF4-13P-2C	544-0014-0	13	26.5	24.0
DF4-14P-2C	544-0015-3	14	28.5	26.0
DF4-15P-2C	544-0016-6	15	30.5	28.0

HRS DRAWING FOR REFERENCE



1 SQUARE MARKS ARE INDICATED IN RELIEF ON THE PART OF FOLLOWING CONTACT NO. : NO. 5, 10, 15

NO.	MATERIAL	FINISH . REMARKS	NO.	MATERIAL	FINISH . REMARKS
			1	POLYAMIDE	BLACK, UL94V-0
UNITS mm		SCALE 5 : 1	COUNT 5	DESIGNED YK. NAKATSU	CHECKED TS. KUMAZAWA
DESCRIPTION OF REVISIONS DIS-H-002879		DATE 05.01.05		DATE 08.03.28	
APPROVED : KJ. KATAYOSE		05.01.05		DRAWING NO. EDC3-160365-00	
CHECKED : TY. OMA		05.01.05		PART NO. DF4-*P-2C	
DESIGNED : IO. DENPOUYA		05.01.05		CODE NO. CL544-	
DRAWN : IO. DENPOUYA		05.01.05		1/1	