

Model A - 3100 series

Definite Purpose Contactor 3-pole, 120 FLA AC Coil

 File E75492

Users should thoroughly review the technical data before selecting a product part number. It is recommended that users also seek out the pertinent approvals files of the agencies/laboratories and review them to ensure the product meets the requirements for a given application.

Features

- 3-pole contactors.
- Convenient "universal" mounting plate.
- Optional interlock/auxiliary switches available.

Contact Data @ 25°C

Arrangements: 3 Form X (3PST-NO-DM).

Maximum Ratings: See Contact Ratings Table.

Material: Silver Cadmium Oxide.

Environmental Data

Temperature Range: Storage and Operating: -40°C – +65°C.

Flammability: UL 94-HB housing.

Mechanical Data

Contact Termination:

Type: Box Lug with dual 0.250" (6.35 mm) quick connects.

Wire Size: 2 – 4-0 Cu/Al AWG

Tightening Torque: 100 in.-lbs.

Coil Termination: 0.250" quick connect and a #6-32 screw.

Arc Cover: Standard.

Weight: 128 oz. (3640 g) approximately

Coil Data @ 25°C

Voltage: 24 - 480 VAC, 50/60 Hz. See Coil Data Table below.

Insulation Class: UL Class B (130°C).

Duty Cycle: Continuous.

Contact Ratings

Full Load Amps	Number of Poles	Line Voltage	Locked Rotor Amps	Resistive Amps Rating	Maximum Horsepower		
					Voltage	Single Phase	Three Phase
120	3	240	720	150	110/120	10	-
		480	600	150	200/208	20	30
		600	480	150	240	25	40
					480	-	75
					600	-	75

Coil Data

Nominal Coil Voltage	24	120	208/240	277	480
Maximum Pickup Volts	20.4	93	176	235	374
Drop-Out Volts Range	6-15.6	20-70	40-135	65-180	150-270
Nominal Inrush VA @ 50 Hz	470	600	600	600	-
Nominal Inrush VA @ 60 Hz	400	510	510	510	510
Nominal Sealed VA @ 50 Hz	43	50	50	50	-
Nominal Sealed VA @ 60 Hz	40	48	48	40	48
Nominal DC Resistance - Ohms	.264	4.73	18.6	30.25	78

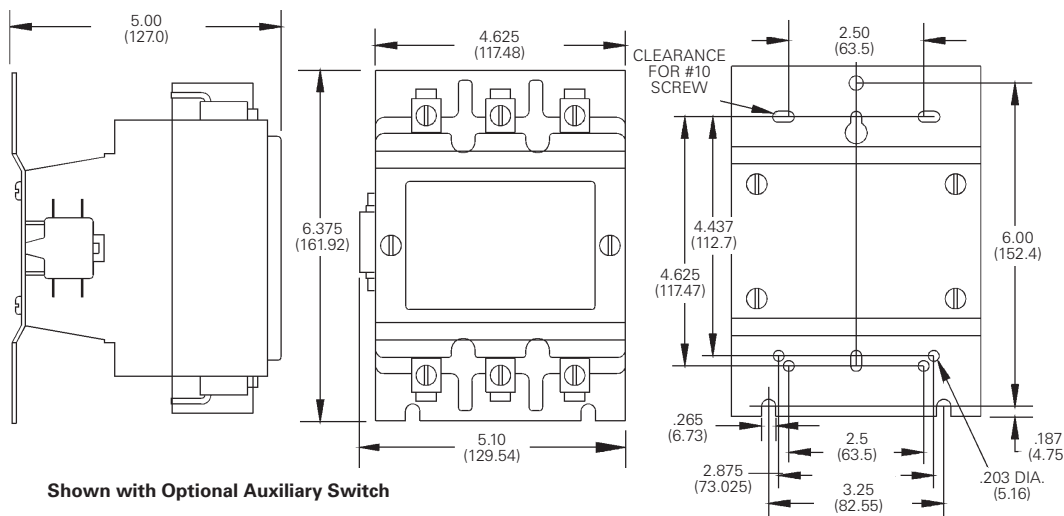
Ordering Information

Typical Part No. ►	3100	-	30	Q	12	999	
1. Series: 3100 = 3-pole, 120 FLA contactor							
2. Packaging: Y = Individual Pack - = Bulk Pack A-ZZZ = Customer specific information (assigned by factory)							
3. Pole Configuration: 30 = 3 Form X (3PST-NO-DM)							
4. Coil Voltage (50/60 Hz.): Q = 24VAC U = 208/240VAC H = 480VAC T = 120VAC V = 277VAC							
5. Contact Ratings (Inductive): 12 = 120 FLA							
6. Customer ID Suffix: 999 = Standard Model 000-998 = Factory assigned customer ID							
7. Option Code: Leave Blank = No customer-specific options A - ZZ = Factory assigned customer-specific options.							

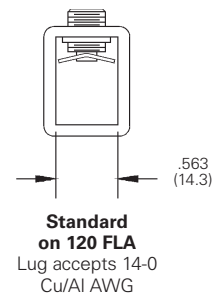
Standard part numbers listed below are more likely to be available from stock.

3100Y30Q12999CJ 3100Y30T12999CJ 3100Y30U12999CJ

Outline Dimensions

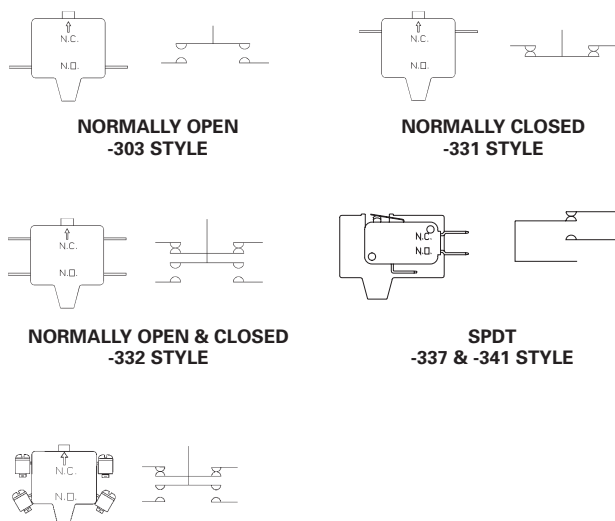


Termination



Auxiliary Switches

Various interlock / auxiliary switches are available for the Model A contactor.



W/ #6-32 SCREW & SADDLE CLAMP
-344 STYLE

Equipped with 0.250" (6.35) Quick Connect Terminals

Description	Factory Modifications		Field Added Kits	
	Contact Config. NO	NC	Kit Catalog Number	Number of Kits Required
Single unit interlock configurations listed. Maximum of two. Must be same polarity. See footnote (1) for ratings.	1	0	34300-303	1
	0	1	34300-331	1
	1	1	34300-332	1
	2	0	34300-303	2
	0	2	34300-331	2
	2	2	34300-332	2
SPDT Circuit See footnote (2) for ratings.	1	1	34300-337	1
	2	2	34300-337	2
SPDT Dry Circuit, 0.1 amp max. Gold Flashed Contacts	1	1	34300-341	1
	2	2	34300-340	1

Equipped with #6-32 Screw Terminals & Saddle Clamps

Description	Factory Modifications		Field Added Kits	
	Contact Config. NO	NC	Kit Catalog Number	Number of Kits Required
Single unit interlock configurations listed. Maximum of two. Must be same polarity. (note 1)	1	0	34300-342	1
	0	1	34300-343	1
	1	1	34300-344	1

Footnotes: Ratings of Auxiliary Interlocks / Switches

(1) Contact Rating Single Circuit NO or NC and two circuit NO/NC:		(2) Contact Rating SPDT (337):	
120V	240V	480V	600V
Break	3.0A	1.5A	0.75A
Make	30A	15A	7.5A
Continuous	10A	10A	10A

Engineering Notes

A large grid of graph paper for engineering notes, consisting of 30 columns and 40 rows of small squares.

Mouser Electronics

Authorized Distributor

Click to View Pricing, Inventory, Delivery & Lifecycle Information:

TE Connectivity:

[3100A30J17999AT](#) [3100Y30Q10777CG](#) [3100Y30T10777CG](#) [3100Y30U16876CJ](#) [3100-30U9161](#) [3100-30Q10999LN](#) [3100-30T17999CJ](#) [3100-30T9999LN](#) [3100-30Q7999GL](#) [3100-30C10377JR](#)