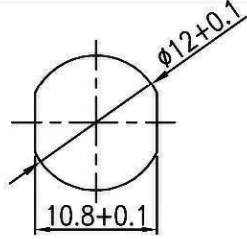
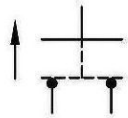
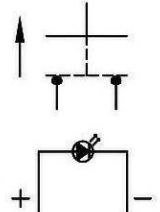
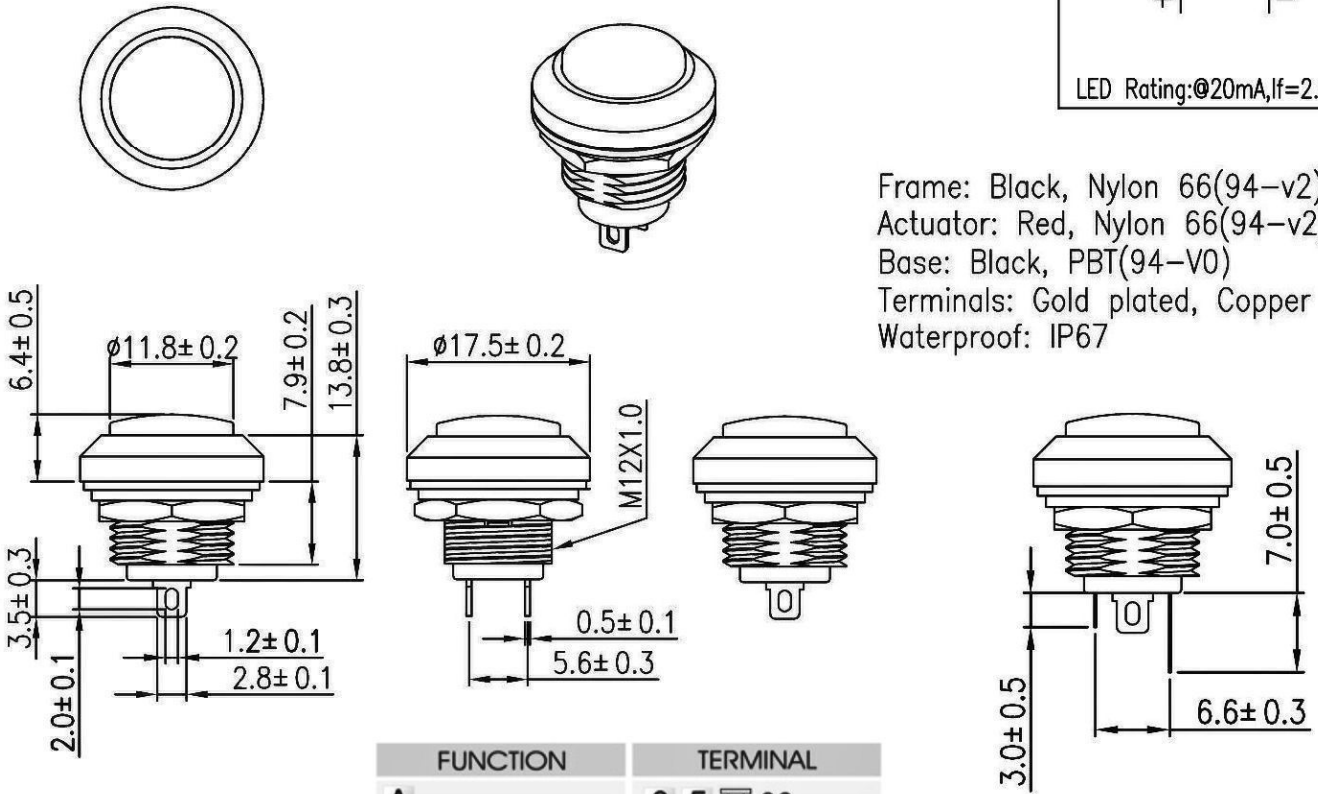





THIS INFORMATION IS CONFIDENTIAL AND PROPRIETARY TO CW INDUSTRIES INCORPORATED AND ITS AFFILIATES. IT MAY NOT BE DISCLOSED TO ANYONE, OTHER THAN CW INDUSTRIES PERSONNEL, WITHOUT WRITTEN AUTHORIZATION FROM CW INDUSTRIES INCORPORATED, SOUTHAMPTON, PENNSYLVANIA USA.

<b>Rating</b>	400mA 32VAC 125mA 125VAC 100mA 50VDC	<b>Mounting Hole</b> 	<b>Circuit Diagram</b> <b>A</b>  <b>AL</b> 
<b>Contact Resistance</b>	50m ohm Max		
<b>Insulation Resistance</b>	DC 500V 100M ohm Min.		
<b>Dielectric Strength</b>	AC 1000V 1minute		
<b>Operation Temperature</b>	-25°C~85°C		
<b>Function</b>	SEE CHART	Thickness: 1.5~4.0mm	

LED Rating: @20mA, If=2.0VDC

Frame: Black, Nylon 66(94-v2)  
Actuator: Red, Nylon 66(94-v2)  
Base: Black, PBT(94-V0)  
Terminals: Gold plated, Copper  
Waterproof: IP67



FUNCTION	TERMINAL
<b>A</b>  2P SPST	0 5  SO
<b>AL</b>  2P SPST (LED)	

( ) = Momentary Function

Illuminated Switch

RoHS Compliant

**CW INDUSTRIES**  
Southampton, Pa. 18966  
Tel 215.355.7080/www.cwind.com

Date Drawn: 1/05/11

Rev. 0

Unit: mm

Checked By: G.GULD

Title:  
**PUSH BUTTON SWITCH**

CW P/N:  
**GPB556XSERIES**

# Mouser Electronics

Authorized Distributor

Click to View Pricing, Inventory, Delivery & Lifecycle Information:

[CW Industries:](#)

[GPB556A05BA](#) [GPB556A05BB](#) [GPB556A05BG](#) [GPB556A05BU](#) [GPB556A05BW](#)