

PCB terminal block - PTDA 2,5/ 4-5,0 - 1725328

Please be informed that the data shown in this PDF Document is generated from our Online Catalog. Please find the complete data in the user's documentation. Our General Terms of Use for Downloads are valid (<http://phoenixcontact.com/download>)

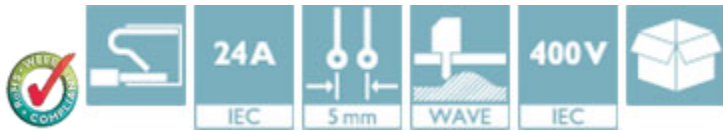


The figure shows a 10-position version of the product

PCB terminal block, Nominal current: 24 A, Nom. voltage: 400 V, Pitch: 5 mm, Number of positions: 4, Connection method: Push-in spring connection, Mounting: Wave soldering, Conductor/PCB connection direction: 45 °, Color: green

Product Features

- Large terminal block capacity with compact dimensions
- Attractive design for connection at a glance
- Spring-cage double connection with direct plug-in technology with a release button



Key Commercial Data

Packing unit	1 pc
Minimum order quantity	50 pc
Weight per Piece (excluding packing)	6.27 g
Custom tariff number	85369010
Country of origin	Germany

Technical data

Dimensions

Pitch	5.00 mm
Dimension a	15 mm
Width	20 mm
Constructional height	16 mm
Height	19.5 mm
Length of the solder pin	3.5 mm
Pin dimensions	1 x 0,4 mm
Pin spacing	5 mm

PCB terminal block - PTDA 2,5/ 4-5,0 - 1725328

Technical data

Dimensions

Hole diameter	1.3 mm
---------------	--------

General

Range of articles	PTDA 2,5/
Insulating material group	I
Rated surge voltage (III/3)	4 kV
Rated surge voltage (III/2)	4 kV
Rated surge voltage (II/2)	4 kV
Rated voltage (III/3)	320 V
Rated voltage (III/2)	400 V
Rated voltage (II/2)	630 V
Connection in acc. with standard	EN-VDE
Nominal current I_N	24 A
Nominal cross section	2.5 mm ²
Maximum load current	24 A
Insulating material	PA
Solder pin surface	Sn
Flammability rating according to UL 94	V0
Stripping length	10 mm
Number of positions	4

Connection data

Conductor cross section solid min.	0.2 mm ²
Conductor cross section solid max.	2.5 mm ²
Conductor cross section flexible min.	0.2 mm ²
Conductor cross section flexible max.	2.5 mm ²
Conductor cross section flexible, with ferrule without plastic sleeve min.	0.5 mm ²
Conductor cross section flexible, with ferrule without plastic sleeve max.	2.5 mm ²
Conductor cross section flexible, with ferrule with plastic sleeve min.	0.5 mm ²
Conductor cross section flexible, with ferrule with plastic sleeve max.	1 mm ²
Conductor cross section AWG min.	24
Conductor cross section AWG max.	14
2 conductors with same cross section, solid min.	0.2 mm ²
2 conductors with same cross section, solid max.	2.5 mm ²
2 conductors with same cross section, stranded min.	0.2 mm ²
2 conductors with same cross section, stranded max.	2.5 mm ²
2 conductors with same cross section, stranded, ferrules without plastic sleeve, min.	0.5 mm ²

PCB terminal block - PTDA 2,5/ 4-5,0 - 1725328

Technical data

Connection data

2 conductors with same cross section, stranded, ferrules without plastic sleeve, max.	2.5 mm ²
2 conductors with same cross section, stranded, TWIN ferrules with plastic sleeve, min.	0.5 mm ²
2 conductors with same cross section, stranded, TWIN ferrules with plastic sleeve, max.	1 mm ²

Standards and Regulations

Connection in acc. with standard	EN-VDE
	CUL
Flammability rating according to UL 94	V0

Classifications

eCl@ss

eCl@ss 4.0	272607xx
eCl@ss 4.1	27141109
eCl@ss 5.0	27141190
eCl@ss 5.1	27141190
eCl@ss 6.0	27261101
eCl@ss 7.0	27440401
eCl@ss 8.0	27440401
eCl@ss 9.0	27440401

ETIM

ETIM 3.0	EC001121
ETIM 4.0	EC002643
ETIM 5.0	EC002643

UNSPSC

UNSPSC 6.01	30211801
UNSPSC 7.0901	39121432
UNSPSC 11	34131203
UNSPSC 12.01	39121432
UNSPSC 13.2	39121432

Approvals

Approvals

PCB terminal block - PTDA 2,5/ 4-5,0 - 1725328

Approvals


Approvals


UL Recognized / VDE Gutachten mit Fertigungsüberwachung / cUL Recognized / CCA / IEC60335 CB Scheme / EAC / EAC / cULus Recognized


Ex Approvals

Approvals submitted

Approval details

UL Recognized 		
	B	D
mm ² /AWG/kcmil	24-14	24-14
Nominal current I _N	15 A	10 A
Nominal voltage U _N	300 V	300 V

VDE Gutachten mit Fertigungsüberwachung 	
mm ² /AWG/kcmil	0.2-2.5
Nominal current I _N	24 A
Nominal voltage U _N	250 V

cUL Recognized 		
	B	D
mm ² /AWG/kcmil	24-14	24-14
Nominal current I _N	15 A	10 A
Nominal voltage U _N	300 V	300 V

CCA	
mm ² /AWG/kcmil	0.2-2.5

PCB terminal block - PTDA 2,5/ 4-5,0 - 1725328

Approvals

Nominal current IN	24 A
Nominal voltage UN	250 V

IECEE CB Scheme	
mm ² /AWG/kcmil	0.2-2.5
Nominal current IN	24 A
Nominal voltage UN	250 V

EAC

EAC

cULus Recognized

Accessories

Accessories

Screwdriver tools

Screwdriver - SZF 1-0,6X3,5 - 1204517

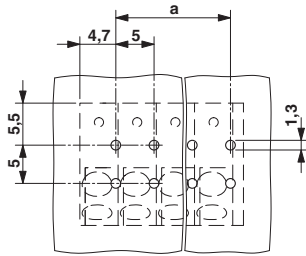


Actuation tool, for ST terminal blocks, also suitable for use as a bladed screwdriver, size: 0.6 x 3.5 x 100 mm, 2-component grip, with non-slip grip

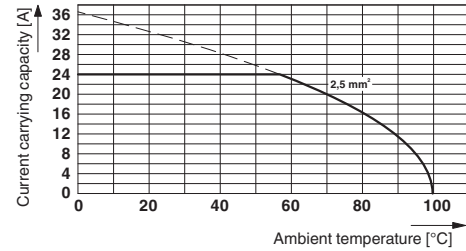
Drawings

PCB terminal block - PTDA 2,5/ 4-5,0 - 1725328

Drilling diagram

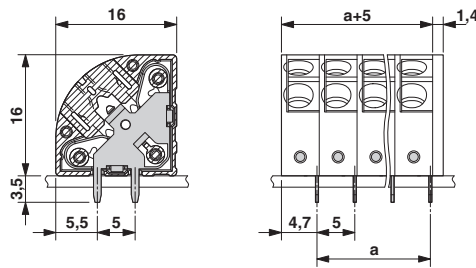


Diagram



Derating diagram for 5 positions; reduction factor=0.8

Dimensional drawing



Mouser Electronics

Authorized Distributor

Click to View Pricing, Inventory, Delivery & Lifecycle Information:

[Phoenix Contact:](#)

[1725328](#)