

4

3

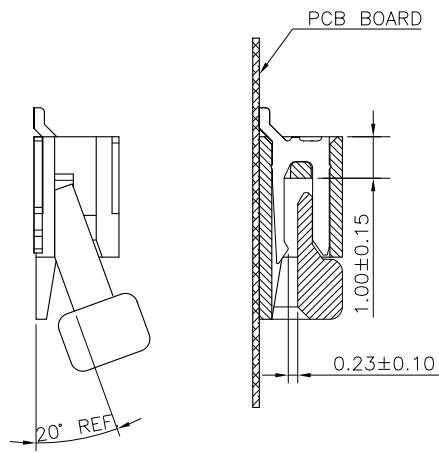
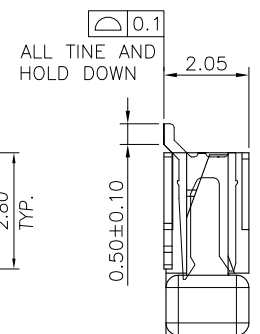
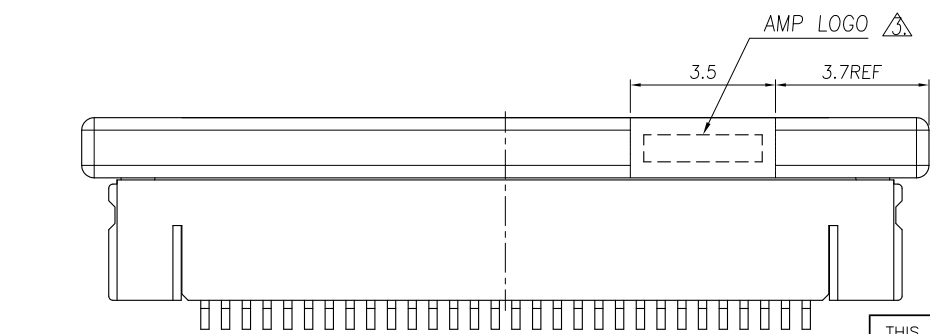
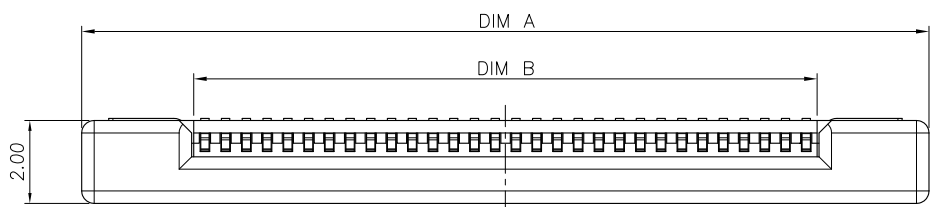
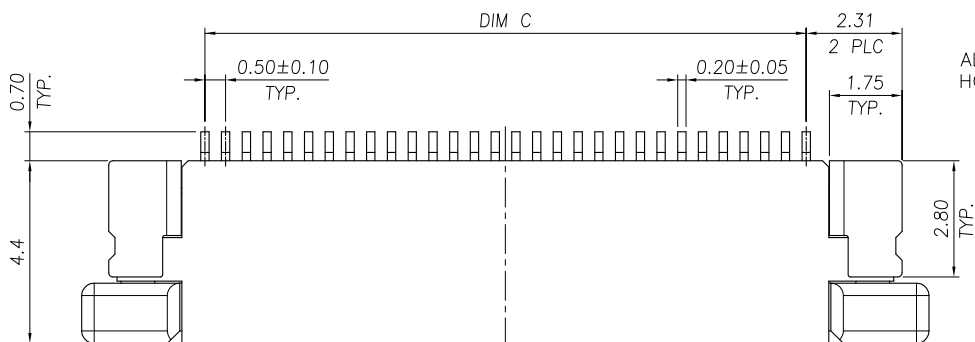
2

1

THIS DRAWING IS UNPUBLISHED. RELEASED FOR PUBLICATION AUG, 2006.

© COPYRIGHT BY TYCO ELECTRONICS CORPORATION. ALL RIGHTS RESERVED.

LOC	DIST	REVISIONS			
P	LTR	DESCRIPTION	DATE	DWN	APVD
DW	-	C	REVISED (ECR-13-003844)	04JUN13	JL WK



24.50	25.60	30.43	50	5-1734592-0
24.00	25.10	29.93	49	4-1734592-9
23.50	24.60	29.43	48	4-1734592-8
23.00	24.10	28.93	47	4-1734592-7
22.50	23.60	28.43	46	4-1734592-6
22.00	23.10	27.63	45	4-1734592-5
21.50	22.60	27.43	44	4-1734592-4
21.00	22.10	26.93	43	4-1734592-3
20.50	21.60	26.43	42	4-1734592-2
20.00	21.10	25.93	41	4-1734592-1
19.50	20.60	25.43	40	4-1734592-0
19.00	20.10	24.93	39	3-1734592-9
18.50	19.60	24.43	38	3-1734592-8
18.00	19.10	23.93	37	3-1734592-7
17.50	18.60	23.43	36	3-1734592-6
17.00	18.10	22.93	35	3-1734592-5
16.50	17.60	22.43	34	3-1734592-4
16.00	17.10	21.93	33	3-1734592-3
15.50	16.60	21.43	32	3-1734592-2
15.00	16.10	20.93	31	3-1734592-1
14.50	15.60	20.43	30	3-1734592-0
14.00	15.10	19.93	29	2-1734592-9
13.50	14.60	19.43	28	2-1734592-8
13.00	14.10	18.93	27	2-1734592-7
12.50	13.60	18.43	26	2-1734592-6
12.00	13.10	17.93	25	2-1734592-5
11.50	12.60	17.43	24	2-1734592-4
11.00	12.10	16.93	23	2-1734592-3
10.50	11.60	16.43	22	2-1734592-2
10.00	11.10	15.93	21	2-1734592-1
9.50	10.60	15.43	20	2-1734592-0
9.00	10.10	14.93	19	1-1734592-9
8.50	9.60	14.43	18	1-1734592-8
8.00	9.10	13.93	17	1-1734592-7
7.50	8.60	13.43	16	1-1734592-6
7.00	8.10	12.93	15	1-1734592-5
6.50	7.60	12.43	14	1-1734592-4
6.00	7.10	11.93	13	1-1734592-3
5.50	6.60	11.43	12	1-1734592-2
5.00	6.10	10.93	11	1-1734592-1
4.50	5.60	10.43	10	1-1734592-0
4.00	5.10	9.93	09	0-1734592-9
3.50	4.60	9.43	08	0-1734592-8
3.00	4.10	8.93	07	0-1734592-7
2.50	3.60	8.43	06	0-1734592-6
2.00	3.10	7.93	05	0-1734592-5
C	B	A	POS.	PART NUMBER
DIMENSIONS				

NOTE:

- MATERIAL:
HOUSING: THERMOPLASTIC(LCP), UL 94V-0, COLOR: NATURE.
ACTUATOR: THERMOPLASTIC, UL 94 V-0, COLOR: IVORY.
HOLD DOWN: PHOSPHOR BRONZE.
CONTACT: PHOSPHOR BRONZE.
- FINISH:
CONTACT: GOLD FLASH OVER ALL, 50u" MIN. NICKEL UNDERPLATED ALL OVER.
HOLD DOWN: 100u" MIN. BRIGHT TIN PLATING OVER, 50u" MIN. NICKEL UNDERPLATED ALL OVER.
▲ WITHOUT AMP LOGO FOR 12 POSITION UNDER

THIS DRAWING IS A CONTROLLED DOCUMENT.		DWN J. LAI 15APR2009	STE TE Connectivity	
DIMENSIONS: MM		CHK S. CHIEN 15APR2009		
TOLERANCES UNLESS OTHERWISE SPECIFIED:		APVD W. KODAMA 15APR2009	NAME	
0 PLC ± -		PRODUCT SPEC	FPC CONNECTOR, 0.5mm PITCH, BOTTOM CONTACT, SMT TYPE.	
1 PLC ± 0.35		108-57523	QUALIFICATION TEST REPORT	
2 PLC ± 0.25		501-57598	WEIGHT	
3 PLC ± -		- GRAMS	SIZE	CAGE CODE
4 PLC ± -		CUSTOMER DRAWING	A3	00779
ANGLES ± 3'		FINISH	DRAWING NO	
SEE NOTE		SEE NOTE	G=1734592	
		SCALE	SHEET	REV
		-	1 OF 3	C

4

3

2

1

THIS DRAWING IS UNPUBLISHED.

RELEASED FOR PUBLICATION

AUG ,2006.

© COPYRIGHT BY TYCO ELECTRONICS CORPORATION.

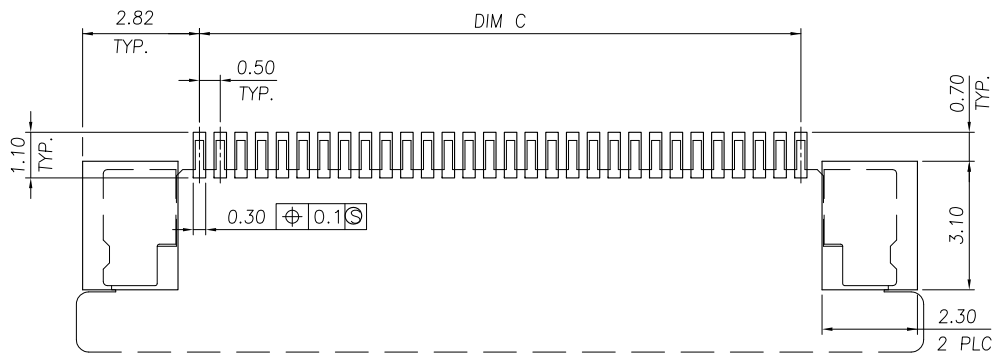
ALL RIGHTS RESERVED.

LOC DW

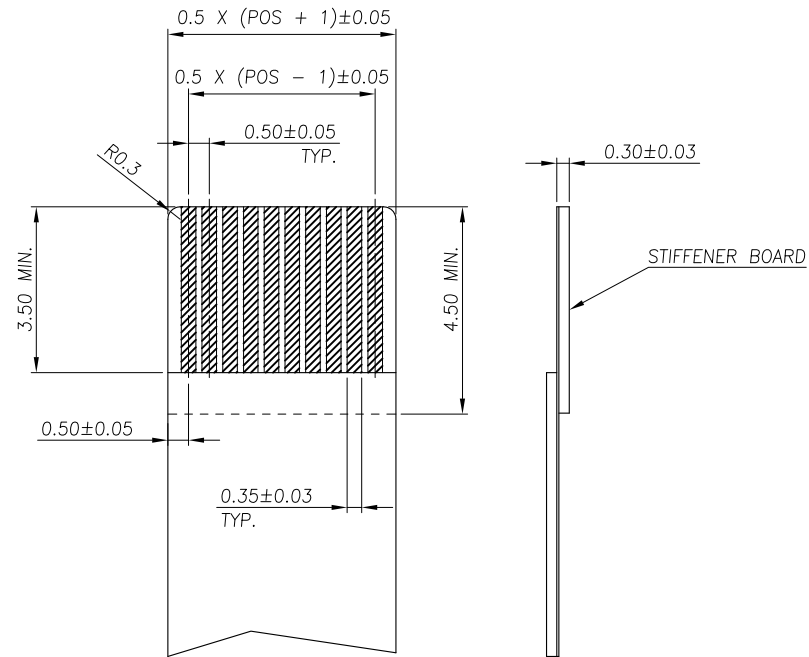
DIST

REVISIONS

P	LTR	DESCRIPTION	DATE	DWN	APVD
		SEE SHEET 1.			



RECOMMENDED PCB DIMENSIONS DIAGRAM
TOLERANCE ± 0.05



RECOMMENDED FPC DIMENSIONS DIAGRAM
TOLERANCE ± 0.05

THIS DRAWING IS A CONTROLLED DOCUMENT.		DWN	STE TE Connectivity		
DIMENSIONS: MM		CHK			
TOLERANCES UNLESS OTHERWISE SPECIFIED:		APVD	NAME		
0 PLC ± -		PRODUCT SPEC	FPC CONNECTOR, 0.5mm PITCH, BOTTOM CONTACT, SMT TYPE.		
1 PLC ± 0.35		APPLICATION SPEC	SIZE	CAGE CODE	DRAWING NO
2 PLC ± 0.25		WEIGHT	A3	00779	G=1734592
3 PLC ± -		CUSTOMER DRAWING	SCALE	SHEET	REV
4 PLC ± -			-	2 OF 3	C
ANGLES ± 3'					
MATERIAL	FINISH				

LOC	DIST	REVISIONS			
P	LTR	DESCRIPTION	DATE	DWN	APVD
SEE SHEET 1.					



NOTE :

1. TAPE REEL:
DIAMETER: 13", THICKNESS : 0.35±0.05mm.
2. CARTON:
SIZE: 350mm(L)X 350mm(W)X 340mm(H).

APQ (PCS/CARTON)	PPQ (PCS/REEL)	DIMENSIONS				POS.
		D	C	B	A	
12000	2000	44.00	26.70	30.55	31.50	50
		44.00	26.20	30.05	31.00	49
		44.00	25.70	29.55	30.50	48
		44.00	25.20	29.05	30.00	47
		44.00	24.70	28.55	29.50	46
		44.00	24.20	28.05	29.00	45
		44.00	23.70	27.55	28.50	44
		44.00	23.20	27.05	28.00	43
		44.00	22.70	26.55	27.50	42
		44.00	22.20	26.05	27.00	41
		44.00	21.70	25.55	26.50	40
		44.00	21.20	25.05	26.00	39
44.00	20.70	24.55	25.50	38		
44.00	20.20	24.05	25.00	37		
44.00	19.70	23.55	24.50	36		
44.00	19.20	23.05	24.00	35		
44.00	18.70	22.55	23.50	34		
44.00	18.20	22.05	23.00	33		
44.00	17.70	21.55	22.50	32		
44.00	17.20	21.05	22.00	31		
32.00	16.70	20.55	21.50	30		
32.00	16.20	20.05	21.00	29		
32.00	15.70	19.55	20.50	28		
32.00	15.20	19.05	20.00	27		
32.00	14.70	18.55	19.50	26		
32.00	14.20	18.05	19.00	25		
32.00	13.70	17.55	18.50	24		
32.00	13.20	17.05	18.00	23		
32.00	12.70	16.55	17.50	22		
32.00	12.20	16.05	17.00	21		
24.00	11.70	15.55	16.50	20		
24.00	11.20	15.05	16.00	19		
24.00	10.70	14.55	15.50	18		
24.00	10.20	14.05	15.00	17		
24.00	9.70	13.55	14.50	16		
24.00	9.20	13.05	14.00	15		
24.00	8.70	12.55	13.50	14		
24.00	8.20	12.05	13.00	13		
24.00	7.70	11.55	12.50	12		
24.00	7.20	11.05	12.00	11		
24.00	6.70	10.55	11.50	10		
24.00	6.20	10.05	11.00	09		
24.00	5.70	9.55	10.50	08		
24.00	5.20	9.05	10.00	07		
24.00	4.70	8.55	9.50	06		
24.00	4.20	8.05	9.00	05		

THIS DRAWING IS A CONTROLLED DOCUMENT.

DIMENSIONS: MM	TOLERANCES UNLESS OTHERWISE SPECIFIED:	DWN	TE Connectivity
	0 PLC ± - 1 PLC ± - 2 PLC ± - 3 PLC ± - 4 PLC ± - ANGLES ± -	CHK	
MATERIAL	FINISH	APVD	NAME
		PRODUCT SPEC	FPC CONNECTOR, 0.5mm PITCH, BOTTOM CONTACT, SMT TYPE.
		APPLICATION SPEC	SIZE CAGE CODE DRAWING NO RESTRICTED TO
		WEIGHT	A3 00779 C=1734592
		CUSTOMER DRAWING	SCALE SHEET 3 OF 3 REV C

Mouser Electronics

Authorized Distributor

Click to View Pricing, Inventory, Delivery & Lifecycle Information:

[TE Connectivity:](#)

[2-1734592-6](#)