

⚠ JACK INTERFACE PER DIN 72594-1, ROAD VEHICLES - RADIO FREQUENCY INTERFACE - DIMENSIONS AND ELECTRICAL REQUIREMENTS.

2. JACK SUBASSEMBLY WILL ACCEPT RG-62 COAXIAL CABLE.

3. SEE INSTRUCTION SHEET 408-10028.

4. SPACER 1274233-2 MUST BE PURCHASED SEPERATELY.

5. PIN CONTACT 1438890-8 MUST BE PURCHASED SEPERATELY.

3.55

9.47

3.58

RECOMMENDED STRIP LENGTH DIMENSIONS  
SCALE: NTS

LOC

DIST

IN

00

REV

LYR

DESCRIPTION

DATE

DWN

APVD

E

REVISED PER ECR-07-012944

05JUN2007

AH

LLV

E1

REVISED PER ECO-10-013737

30JUN2010

DLD

LLV

REVISIONS

COMPANY LOGO

JACK SUBASSEMBLY  
1438889-1

JACK HOUSING  
PART NUMBER: SEE TABLE

LOCK  
1438888-1  
SEE TABLE

LOCK  
WITH BODY CLIP SLOT  
1438894-2  
SEE TABLE

FERRULE  
1326646-1

PER DETAIL Y	PER DETAIL K	K	GRAY	1438894-2	CURRY	1-1438887-0	6-1438891-0
PER DETAIL Y	PER DETAIL H	H	GRAY	1438894-2	HEATHER VIOLET	1438887-8	5-1438891-8
PER DETAIL Y	PER DETAIL D	D	GRAY	1438894-2	CLARET VIOLET	1438887-4	5-1438891-4
PER DETAIL Y	PER DETAIL C	C	GRAY	1438894-2	SIGNAL BLUE	1438887-3	5-1438891-3
PER DETAIL Y	PER DETAIL B	B	GRAY	1438894-2	SIGNAL WHITE	1438887-2	5-1438891-2
PER DETAIL Y	PER DETAIL A	A	GRAY	1438894-2	JET BLACK	1438887-1	5-1438891-1
PER DETAIL X	PER DETAIL K	K	RED	1438888-1	CURRY	1-1438887-0	1-1438891-0
PER DETAIL X	PER DETAIL H	H	RED	1438888-1	HEATHER VIOLET	1438887-8	1438891-8
PER DETAIL X	PER DETAIL D	D	RED	1438888-1	CLARET VIOLET	1438887-4	1438891-4
PER DETAIL X	PER DETAIL C	C	RED	1438888-1	SIGNAL BLUE	1438887-3	1438891-3
PER DETAIL X	PER DETAIL B	B	RED	1438888-1	SIGNAL WHITE	1438887-2	1438891-2
PER DETAIL X	PER DETAIL A	A	RED	1438888-1	JET BLACK	1438887-1	1438891-1
ASSEMBLY	KEYING	CODING	LOCK COLOR	LOCK PART NUMBER	HOUSING COLOR	JACK HOUSING PART NUMBER	PART NUMBER

DIMENSIONS:

mm

9 PLC

1 PLC

5 PLC

5 PLC

4 PLC

ANGLES

FINISH

±

±

±

±

±

±

±

TOLERANCES UNLESS OTHERWISE SPECIFIED:

±0.25

±

±

±

±

±

DWN

03JAN2005

CHK

13JAN2005

APVD

13JAN2005

NAME

PRODUCT SPEC

APPLICATION SPEC

114-13157

WEIGHT

CUSTOMER DRAWING

Tyco Electronics

Harrisburg, PA 17105-3608

JACK KIT, UNASSEMBLED, 1 POSITION, RG-62, 180 DEGREE, FAKRA, SMB

SIZE

CAGE CODE

DRAWING NO

RESTRICTED TO

A1

00779

C=1438891

SCALE

4:1

SHEET

1

OF

2

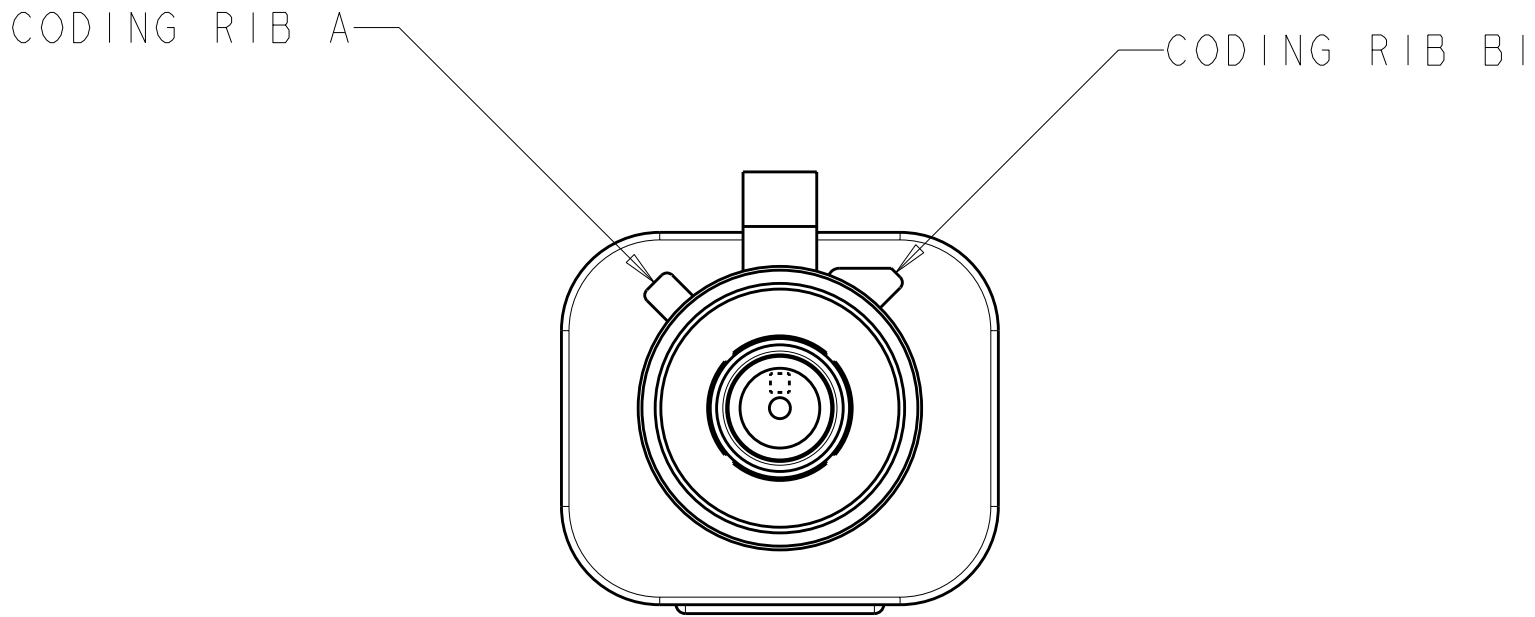
REV

E1

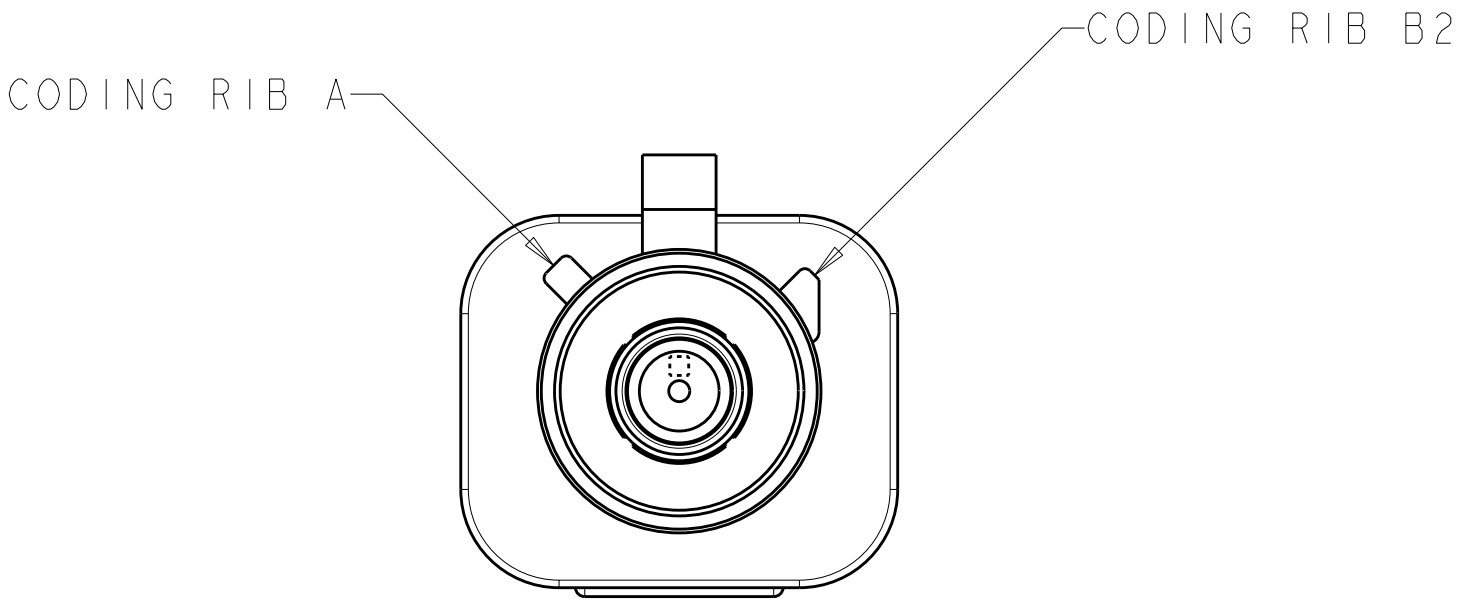
AMP 4805 REV 31MAR2000

Pro/ENGINEER DRAWING

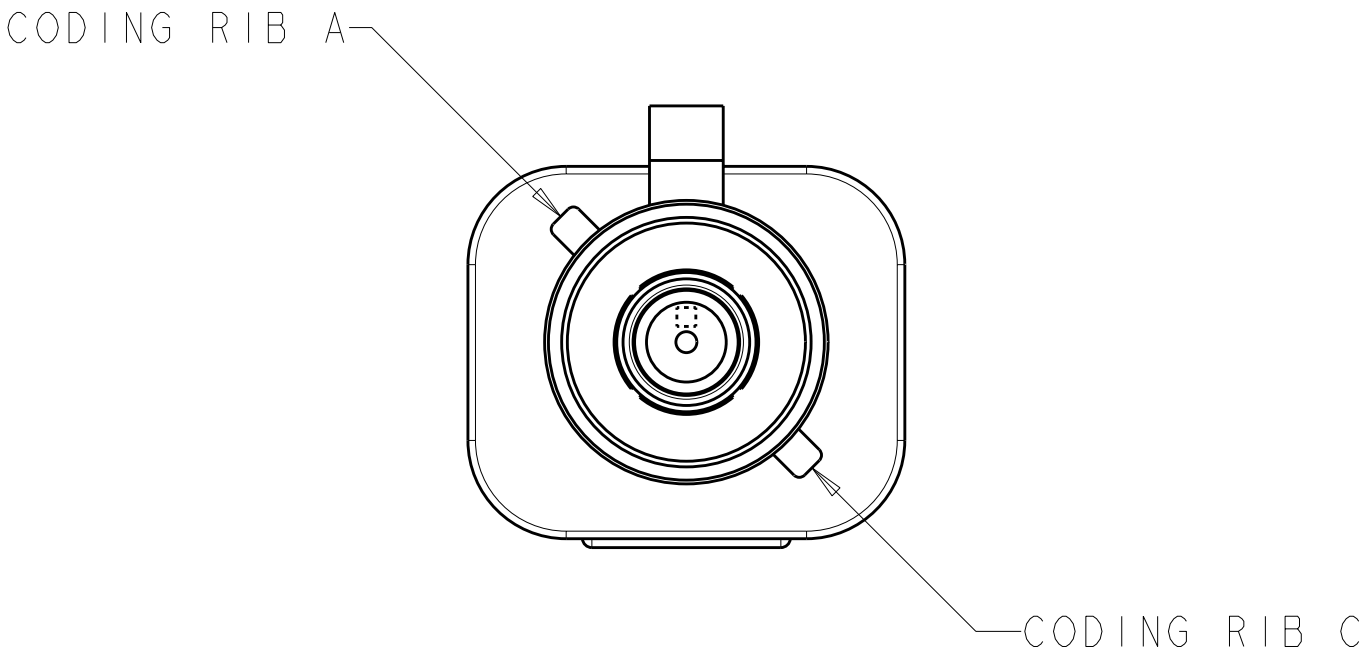
LOC		DIST		REVISIONS					
IN		00		REV	LYR	DESCRIPTION	DATE	DWN	APVD
				-	-	SEE SHEET 1	-	-	-



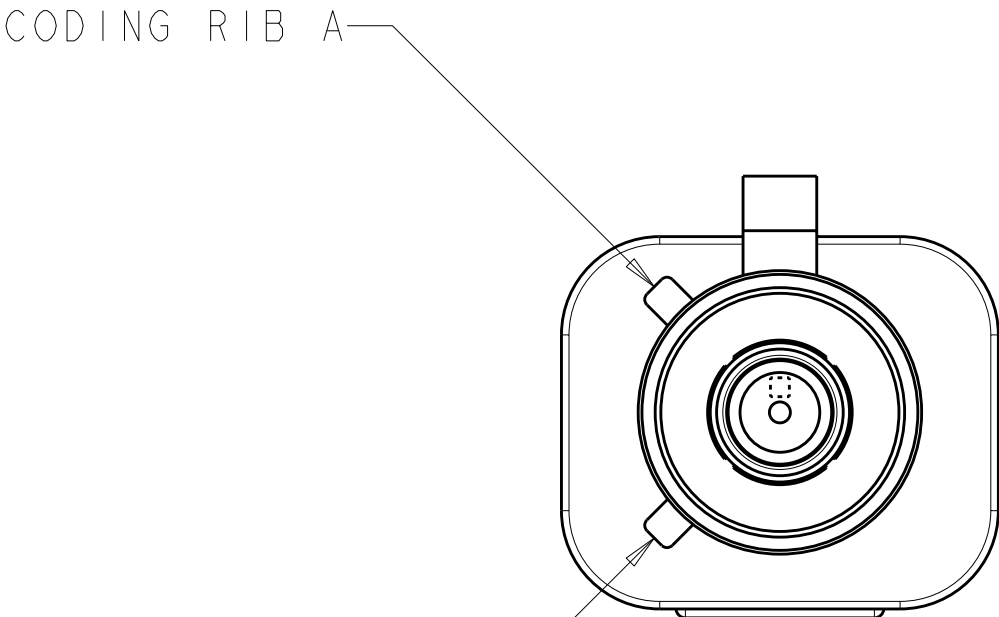
DETAIL A  
SCALE 5:1



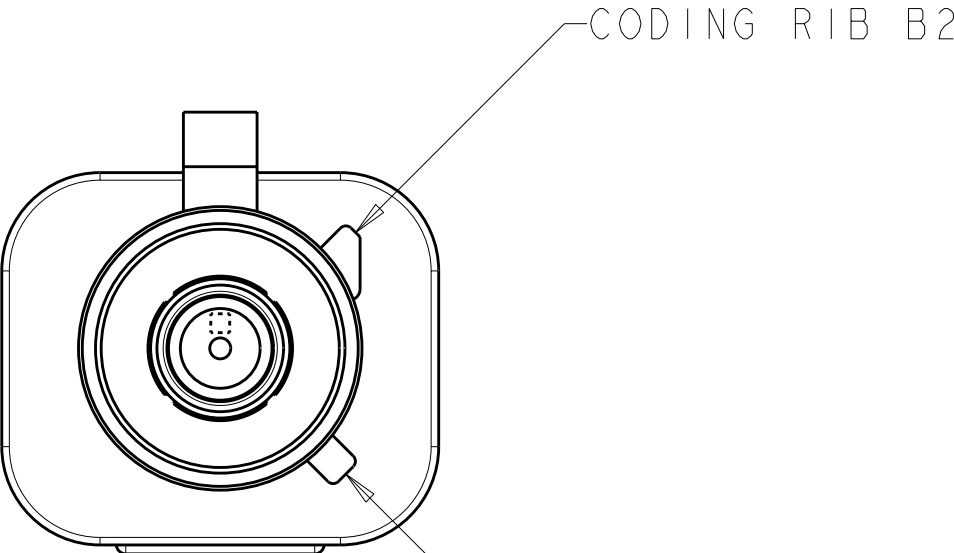
DETAIL B  
SCALE 5:1



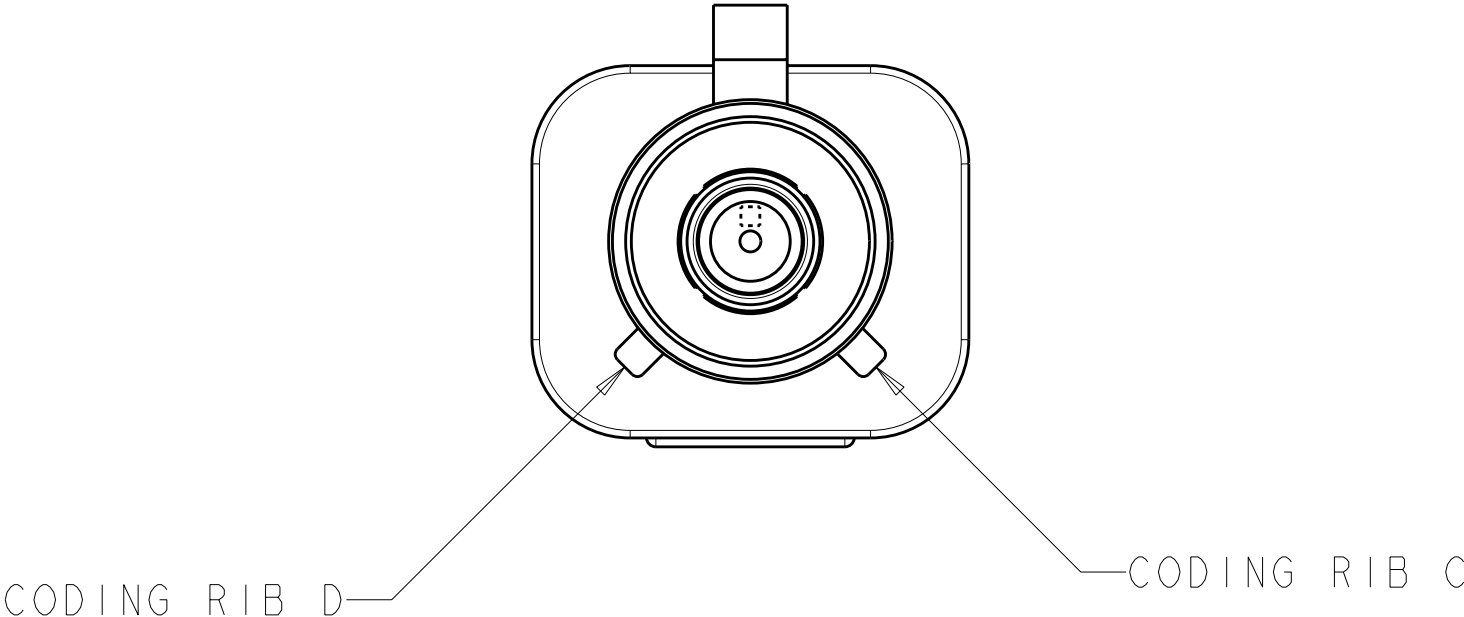
DETAIL C  
SCALE 5:1



DETAIL D  
SCALE 5:1



DETAIL H  
SCALE 5:1



DETAIL K  
SCALE 5:1

DIMENSIONS: mm		TOLERANCES UNLESS OTHERWISE SPECIFIED: 9 PLC ± 1 PLC ± 2 PLC ±0.25 3 PLC ± 4 PLC ± ANGLES ± FINISH		DWN D.J. HARDY 03JAN2005	Tyco Electronics Harrisburg, PA 17105-3608	
				CHK J.W. HALL 13JAN2005		
		APVD J.W. HALL 13JAN2005		NAME	JACK KIT, UNASSEMBLED, 1 POSITION, RG-62, 180 DEGREE, FAKRA, SMB	
				PRODUCT SPEC		
MATERIAL -		APPLICATION SPEC 114-13157		SIZE	CAGE CODE	DRAWING NO
				A1	00779	C=1438891
WEIGHT -		CUSTOMER DRAWING		RESTRICTED TO	-	
				SCALE	5:1	
				SHEET	2	
				OF	2	
				REV	E1	

# Mouser Electronics

Authorized Distributor

Click to View Pricing, Inventory, Delivery & Lifecycle Information:

[TE Connectivity:](#)

[6-1438891-0](#)