


SERIES 48A Slide Switches

FEATURES

- Save Space and Weight
- SPDT and DPDT Circuitry
- Choice of Actuators and Terminations



MODELS in inches (and millimeters)

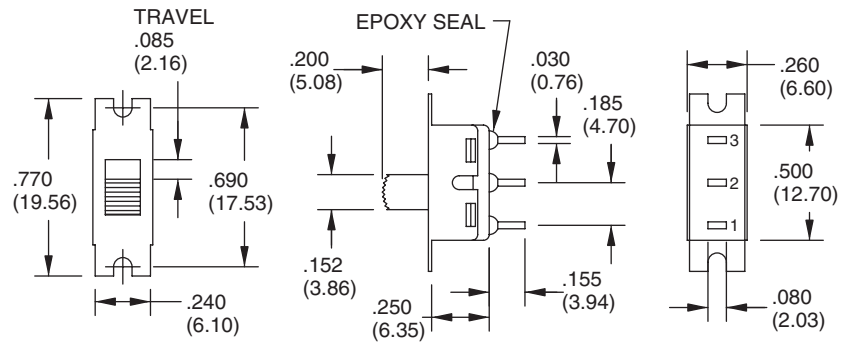
SPDT

MODEL NO.	SWITCH POSITION		
SSP1	ON	NONE	ON
SSP2	ON	NONE	(ON)
SSP3	ON	OFF	ON
TERM. COMM.	2-1	OPEN	2-3

()=MOMENTARY

02COMM.

SCHEMATIC 1 ● ● 3



DPDT

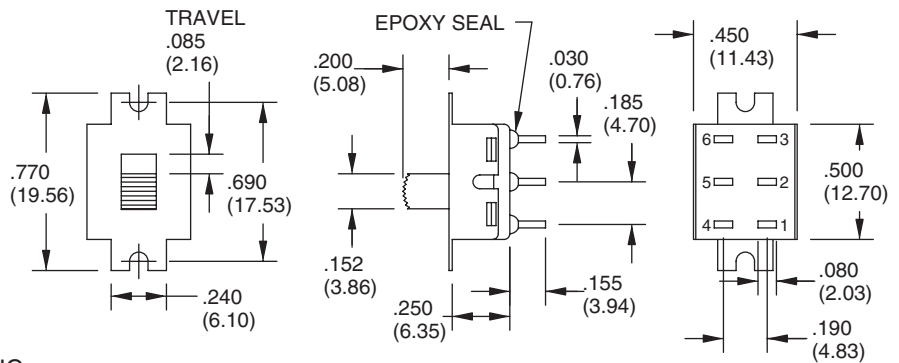
MODEL NO.	SWITCH POSITION		
SDP1	ON	NONE	ON
SDP3	ON	OFF	ON
TERM. COMM.	2-1,5-4	OPEN	2-3,5-6

()=MOMENTARY

02COMM.

05COMM.

SCHEMATIC 1 ● ● 3 4 ● ● 6



ACTUATOR OPTIONS in inches (and millimeters)

S1	S2	S3	S4
Std			
.152 SQ. (3.86)	.152 SQ. (3.86)	.152 SQ. (3.86)	.152 SQ. (3.86)
.200 (5.08)	.285 (7.24)	.370 (9.40)	.140 (3.56)

ACTUATOR OPTIONS in inches (and millimeters)

<p>S5 For DPDT Only</p>	<p>S6</p>	<p>S7</p>	<p>T1 For DPDT Only</p>
--------------------------------	------------------	------------------	--------------------------------

TERMINATION OPTIONS in inches (and millimeters)

<p>M1 Solder Lug</p>	<p>M2 P.C. Mount (Std)</p>	<p>M3 P.C. Mount, Quick Connect</p>
-----------------------------	-----------------------------------	--

M6 Right Angle P.C. Mount, Horizontal Actuation

SPDT

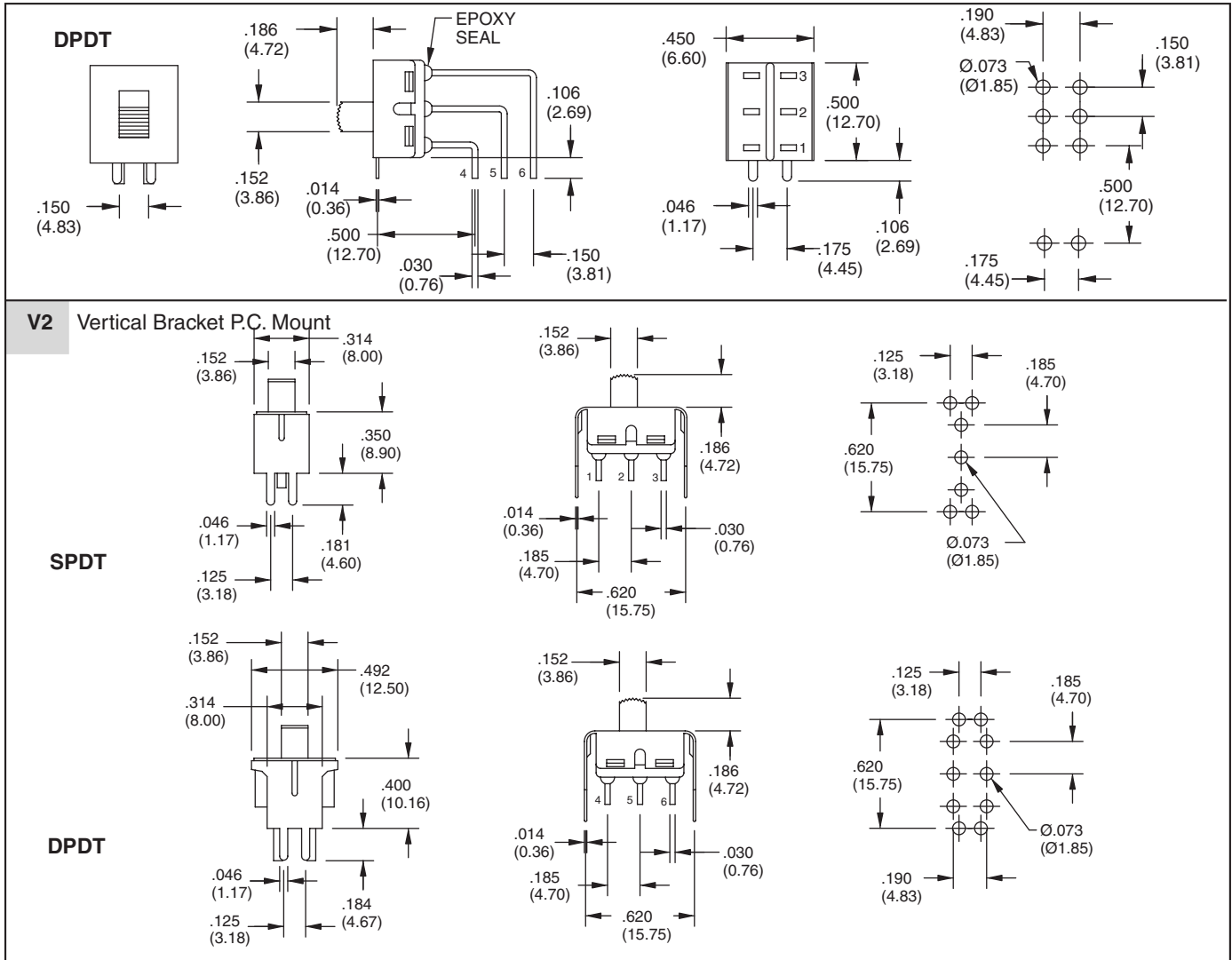
DPDT

M7 Right Angle P.C. Mount, Vertical Actuation

SPDT

Slide Switches

TERMINATION OPTIONS in inches (and millimeters)



SPECIFICATIONS

RATINGS

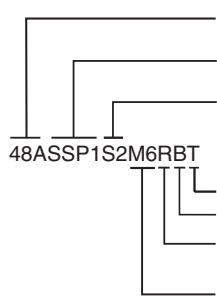
Contact Rating: Q option - 5A with resistive load @ 125 VAC or 28 VDC; 2A with resistive load @ 250 VAC. R option - 0.4 VA max @ 20 Vmax (AC or DC)
Electrical Life: 30,000 cycles at full load

Contact Resistance: 10 milliohms max. initial @ 2-4 VDC, 100 mA
Insulation Resistance: 1,000 megaohms min
Dielectric Strength: 1,000 V RMS @ sea level
Operating Temperature: -30°C to 85°C

MATERIALS

Case: Diallyl phthalate (DAP) (UL94V-0)
Housing: Stainless steel
Slide Handle: Nylon
Terminal/Contacts: Copper alloy with gold over silver plate.
Terminal Seal: Epoxy

ORDERING INFORMATION



Series 48A Slide Switches
 Model: SPDT: SSP1, SSP2, SSP3
 DPDT: SDP1, SDP3
 Actuator Options: S1, S2, S3, S4, S5, S6, S7, T1
 (See Actuator options.)

RoHS Compliant
 Mounting Options: A = Mounting Tabs, B= No Mounitng Tabs
 Contacts: R = Copper alloy, gold plate over nickel plate,
 Q = Copper alloy, silver plate
 Termination Options: M1, M2, M3, M6, M7, V2
 (See Termination options.)

Available from your local Grayhill Component Distributor. For prices and discounts, contact a local Sales Office, an authorized local Distributor or Grayhill.