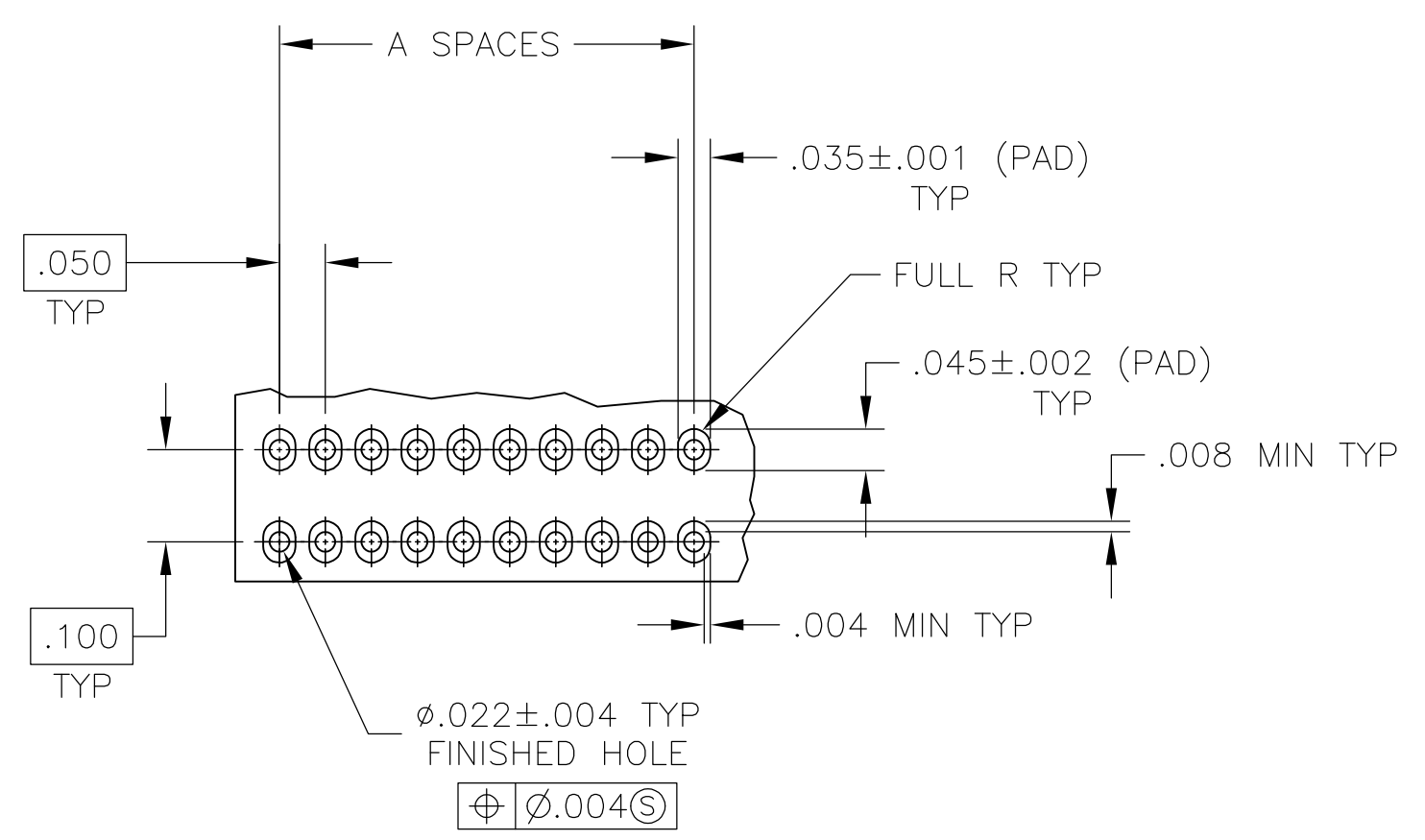
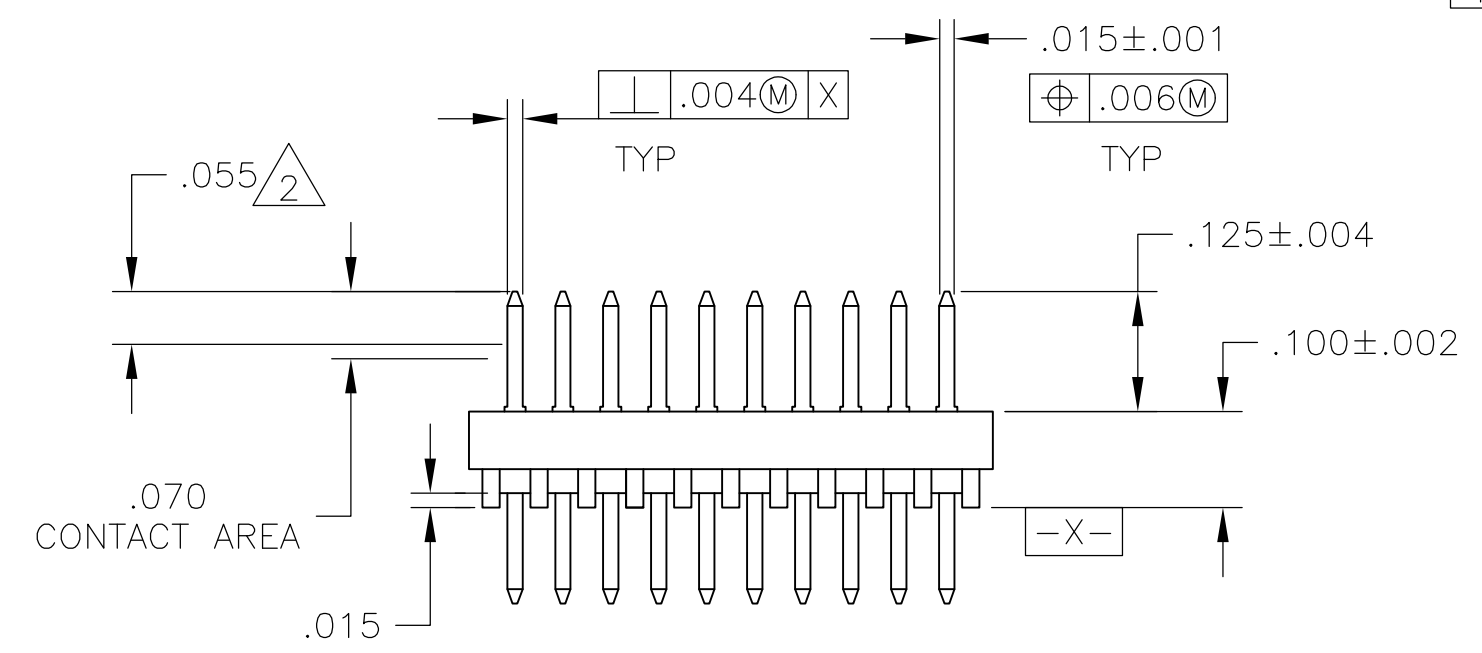
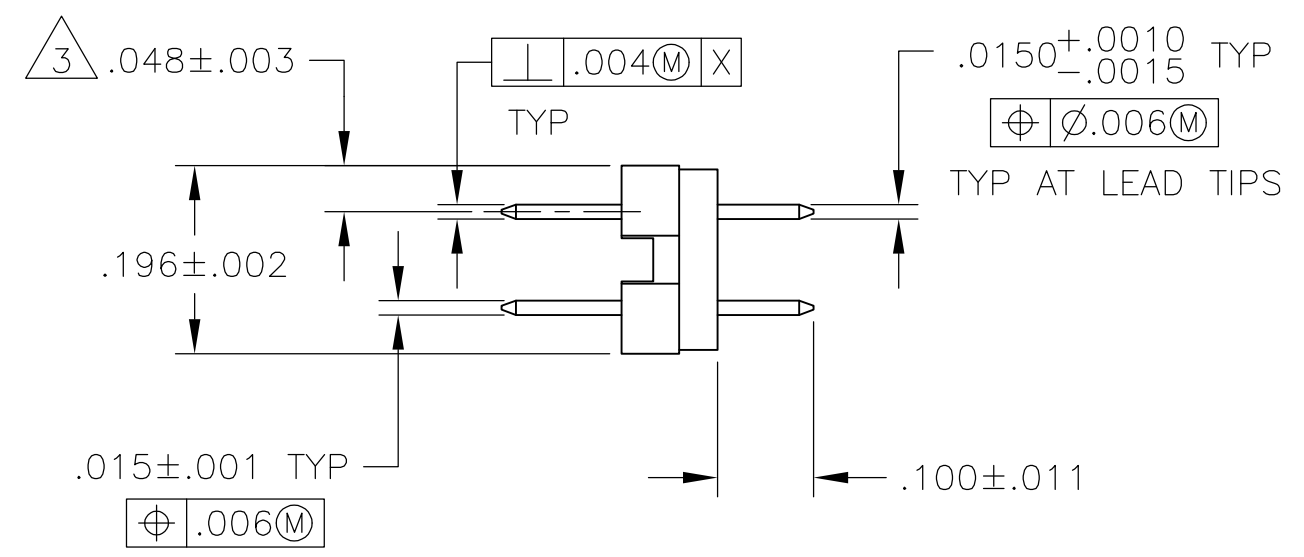
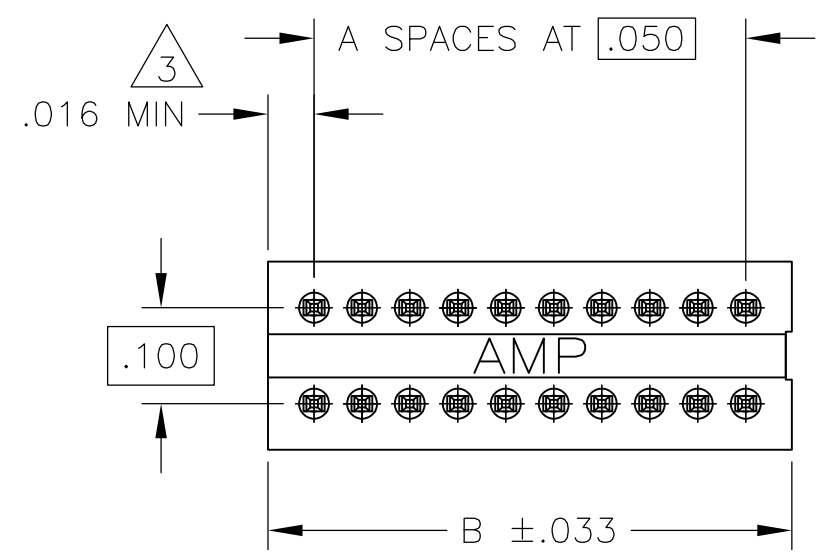


THIS DRAWING IS UNPUBLISHED. RELEASED FOR PUBLICATION  
 © COPYRIGHT - By - ALL RIGHTS RESERVED.

LOC		DIST		REVISIONS			
P	LTR	DESCRIPTION	DATE	DWN	APVD		
	T	REVISED PER ECO-14-004696	05MAY2014	NK	JO		



- 1 CONTACT AREA PLATED WITH .000030 GOLD; SOLDER LEADS PLATED WITH .000150 MIN TIN-LEAD; ALL OVER .000050 MIN NICKEL
- 2 POINT OF MEASUREMENT FOR PLATING THICKNESS
- 3 THE NOTED DIMENSIONS APPLY AT THE INTERSECTION OF THE POST AND HOUSING.
- 4 CONTACT AREA PLATED WITH .000030 GOLD; SOLDER LEADS PLATED WITH .000150 MIN TIN; ALL OVER .000050 MIN NICKEL
- 5 MATERIAL: HOUSING - THERMOPLASTIC, COLOR-BLACK  
CONTACT - COPPER ALLOY
- 6 ROHS 2002/95/EC COMPLIANT
- 7 OBSOLETE PARTS: OBSOLETE CIS STREAMLINING PER D.RENAUD/D.SINISI
- 8 PRELIMINARY PART - NOT RELEASED FOR PRODUCTION
- 9 FINISH, .000001 MIN. GOLD ON GOLD PLATED AREA, .000150-.000250 MATTE TIN LEAD ON TIN PLATE AREA, UNDER PLATING SHOULD BE .000050-.000100 NICKEL ON ENTIRE CONTACT, GOLD AND TIN PLATING MAY NOT OVERLAP.
- 10 FINISH: .000001 MIN GOLD ON GOLD PLATED AREA, .000150-.000250 MATTE TIN ON TIN PLATE AREA, UNDERPLATING TO BE .000050-.000100 NICKEL ON ENTIRE CONTACT, GOLD AND TIN PLATING MAY NOT OVERLAP.
- 11 SUPERSEDED
- 12 OBSOLETE

RECOMMENDED HOLE PATTERN FOR MANUAL INSERTION

THIS DRAWING IS A CONTROLLED DOCUMENT.		DWN	D CLOUSER	10-3-88		TE Connectivity	
DIMENSIONS: INCHES		CHK	T ZOLA	10-3-88		NAME	
TOLERANCES UNLESS OTHERWISE SPECIFIED:		APVD	-	-	PRODUCT SPEC		
0 PLC ± -		APPLICATION SPEC			108-1093		
1 PLC ± -		WEIGHT			114-25031		
2 PLC ± -		SCALE			A2 00779 C=103916		
3 PLC ± .005		SHEET			1 of 2		
4 PLC ± -		CUSTOMER DRAWING			REV T		
ANGLES ± -		FINISH			SEE TABLE		
MATERIAL		FINISH			SCALE 5:1		
5		FINISH			SHEET 1 of 2		

THIS DRAWING IS UNPUBLISHED. RELEASED FOR PUBLICATION  
 © COPYRIGHT - By - ALL RIGHTS RESERVED.

LOC	DIST	REVISIONS					
AD	00	P	LTR	DESCRIPTION	DATE	DWN	APVD
		-	-	SEE SHEET 1	-	-	-

10	.915	17	36	8	8-103916-8	
	2.515	49	100		8-103916-7	
	2.015	39	80	8	8-103916-6	
	1.815	35	72	8	8-103916-5	
	1.515	29	60	8	8-103916-4	
	1.265	24	50	8	8-103916-3	
	1.115	21	44	8	8-103916-2	
	1.015	19	40	8	8-103916-1	
	.865	16	34	8	8-103916-0	
	.765	14	30	8	7-103916-9	
	.665	12	26	8	7-103916-8	
	.615	11	24	8	7-103916-7	
	.415	7	16	8	7-103916-6	
	.365	6	14	8	7-103916-5	
	.315	5	12	8	7-103916-4	
	.215	3	8	8	7-103916-3	
	.515	9	20		7-103916-2	
	.265	4	10	8	7-103916-1	
	4	.915	17	36		6-103916-8
		2.515	49	100		6-103916-7
2.015		39	80		6-103916-6	
1.515		29	60		6-103916-4	
1.265		24	50		6-103916-3	
1.015		19	40		6-103916-1	
.765		14	30		5-103916-9	
.415		7	16	8	5-103916-6	
.215		3	8		5-103916-3	
.515		9	20		5-103916-2	
.265	4	10		5-103916-1		
FINISH	B	A	NO OF POSN	PART NUMBER		

9	.915	17	36	8	3-103916-8	
	2.515	49	100		3-103916-7	
	2.015	39	80	8	3-103916-6	
	1.815	35	72	8	3-103916-5	
	1.515	29	60	8	3-103916-4	
	1.265	24	50	8	3-103916-3	
	1.115	21	44	8	3-103916-2	
	1.015	19	40	8	3-103916-1	
	.865	16	34	8	3-103916-0	
	.765	14	30	8	2-103916-9	
	.665	12	26	8	2-103916-8	
	.615	11	24	8	2-103916-7	
	.415	7	16	8	2-103916-6	
	.365	6	14	8	2-103916-5	
	.315	5	12	8	2-103916-4	
	.215	3	8		2-103916-3	
	.515	9	20	8	2-103916-2	
	.265	4	10	8	2-103916-1	
	1	.915	17	36	7	1-103916-8
		2.515	49	100		1-103916-7
2.015		39	80		1-103916-6	
1.815		35	72	11	1-103916-5	
1.515		29	60	11	1-103916-4	
1.265		24	50		1-103916-3	
1.115		21	44	12	1-103916-2	
1.015		19	40		1-103916-1	
.865		16	34	12	1-103916-0	
.765		14	30		103916-9	
.665		12	26	11	103916-8	
.615		11	24	12	103916-7	
.415	7	16	11	103916-6		
.365	6	14	12	103916-5		
.315	5	12	12	103916-4		
.215	3	8	7	103916-3		
.515	9	20		103916-2		
.265	4	10	12	103916-1		
FINISH	B	A	NO OF POSN	PART NUMBER		

THIS DRAWING IS A CONTROLLED DOCUMENT.		DWN D CLOUSER 10-3-88	<b>STE</b> TE Connectivity				
		CHK T ZOLA 10-3-88					
DIMENSIONS: INCHES		TOLERANCES UNLESS OTHERWISE SPECIFIED:		NAME			
		0 PLC ± - 1 PLC ± - 2 PLC ± - 3 PLC ± .005 4 PLC ± - ANGLES ± -					
		MATERIAL		FINISH	PRODUCT SPEC 108-1093	APVD -	
		WEIGHT -	APPLICATION SPEC 114-25031	SIZE A2	CAGE CODE 00779	DRAWING NO 103916	RESTRICTED TO -
CUSTOMER DRAWING			SCALE 5:1	SHEET 2 of 2	REV T		

# Mouser Electronics

Authorized Distributor

Click to View Pricing, Inventory, Delivery & Lifecycle Information:

[TE Connectivity:](#)

[103916-2](#)