

LDS150 Series

LED Lighting Power Supply

Data Sheet

Total Power: 150 Watts
of Outputs: Single

SPECIAL FEATURES

- Constant current & constant voltage operation
- Dimming options
- Free-air rated - No forced air necessary for cooling
- Life: 100 K Hours @ 65 °C
50 K Hours @ 75 °C

COMPLIANCE

- IP67 water protection
- CISPR 15 / FCC Part 15 EMI performance
- Class C Harmonics
- > 0.9 power factor

SAFETY

- EN 61347-2-13
- UL 8750 , 1012
- CSA C22.2 No. 107.1 -01
- CE Mark (LVD)

WARRANTY

Standard 3-year warranty
 (Consult factory for extended terms)



Electrical Specifications

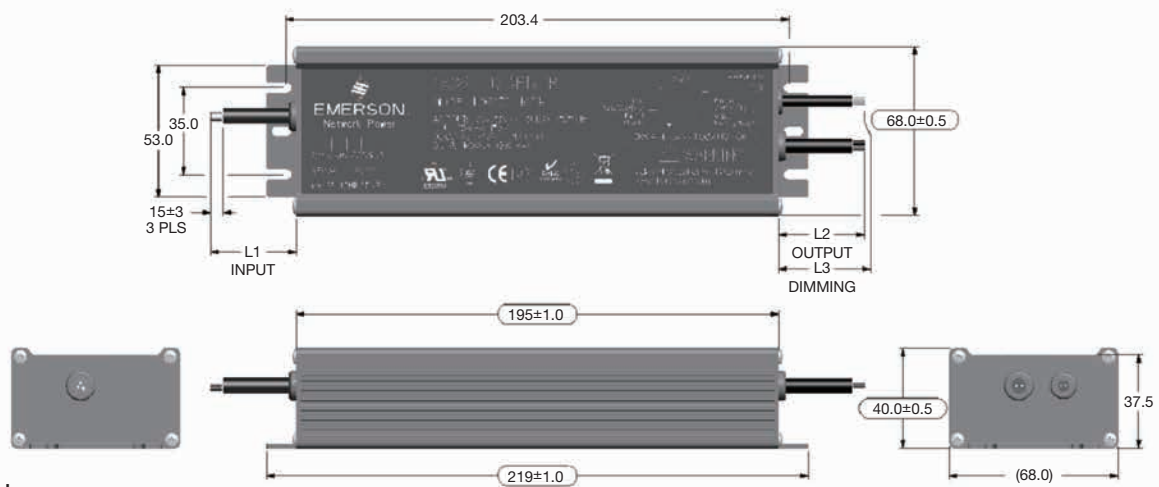
Input	
Input range nom	100-277 Vac (H models)
Input range max	90-305 Vac
Input frequency	50/60 Hz
Inrush current	< 50 A max., cold start @ 25 °C
Leakage current	750 µA, at 264 Vac 50/60 Hz
Input power (no-load)	< 1.0 W, at no load, 277 Vac (< 2.0 W at 100 Vac)
Input power (max)	< 170 W, at full load
Input fusing	Internally fused
EMI/RFI	CISPR 15 FCC Part 15
Efficiency (typical)	94% @ 277 Vac 92% @ 115 Vac
Output	
Constant current	Programmable current levels. Refer to model table for details
Constant voltage	No load to Full load operation. Refer to model table for details
Output power	150 W maximum.
Ripple voltage	< 2%
Ripple current	< 10% pk-pk at rated load
Control and Protection	
Current limit	Programmable. Refer to model table for details
Protection	Short circuit Overvoltage Overtemperature

Environmental Specifications

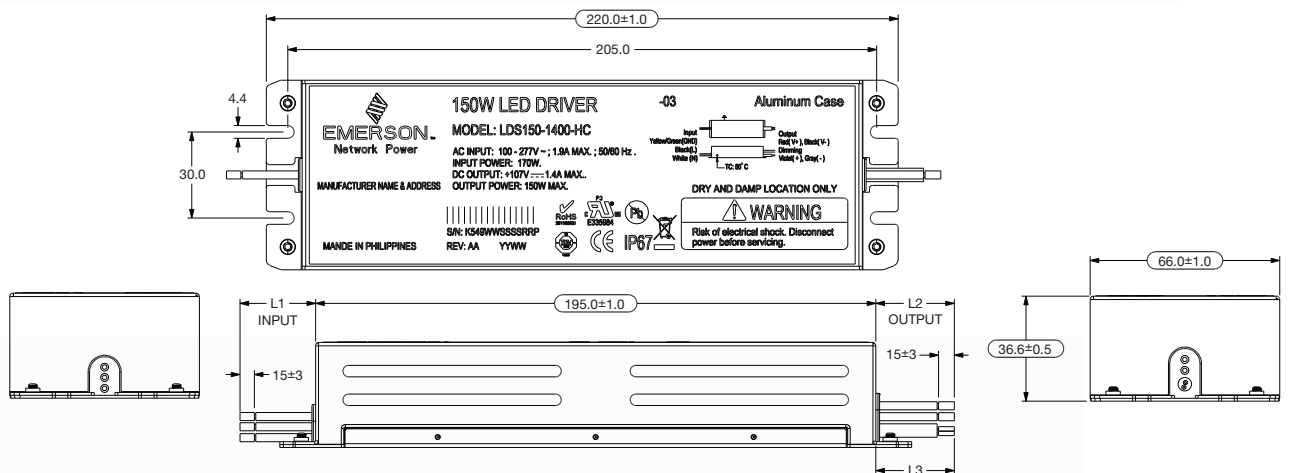
Criteria	Specification	Reference
Power Factor	> 0.9	Energy Star
Harmonics	Class C	IEC 61000-3-2
THD - Input Current	< 20%	ANSI C82.11
Surge Immunity	Level 4 Combination Surge (4kV CM, 2kV DM) 6 kV ring wave	IEC 61000-4-5 ANSI C62.41
EMC Compliance		IEC 61000-4-2, -3, -4, -5, -6, -8, -11
Temperature (case)	-40 °C to 80 °C	Operating , Startup at -40 C, Spec Compliance at -20 C
Ingress Protection	IP67	Refer to model table for details

Mechanical Drawing

H03 Model



H03C Model



Mechanical Miscellaneous

Criteria	Specification	Reference
Input Wiring	250 mm	3-wire, 18 ga. BLACK (L), WHITE(N), YELLOW/GREEN (GND)
Output Wiring	250 mm	2-wire, 18 ga. , RED (+), BLACK (-)
Dimming Wiring	250 mm	2-wire, 24 ga. , VIOLET (DIM+), GREY (DIM-)
Weight	1050 grams	

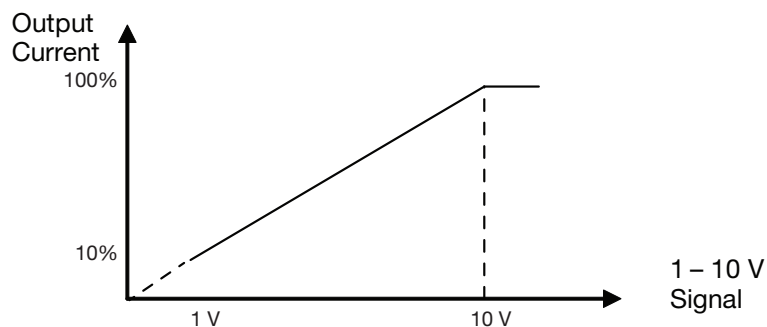
Ordering Information

Model Number	Rated Output Voltage	Rated Output Current	Dimming Interface	IP Rating	Case
LDS150-1400-H03	107 Vdc	1400 mA	1-10 V	IP67	Aluminum Extrusion
LDS150-1400-H03C	107 Vdc	1400 mA	1-10 V	IP67	Sheet Metal

Current Adjust and Dimming Description

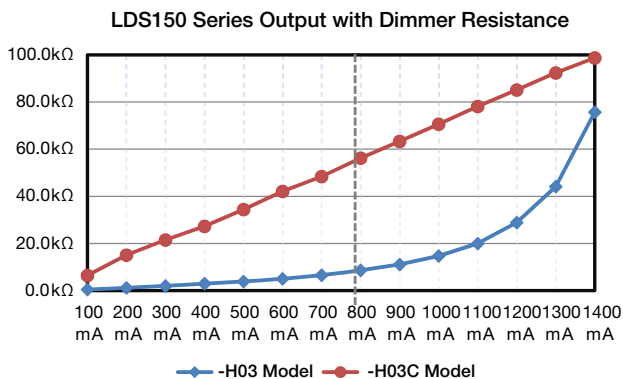
Apply Voltage or Resistance Across Purple & Grey Wires

Dimming with Applied Voltage



Dimming with External Resistance

Output Current (mA)	Dimming Res (kΩ)	
	-H03 Model	-H03C Model
100	0.52	6.45
200	1.20	15.10
300	1.99	21.50
400	3.00	27.30
500	3.91	34.41
600	5.04	42.10
700	6.56	48.41
800	8.66	56.20
900	11.10	63.30
1000	14.75	70.62
1100	20.00	78.12
1200	28.90	85.10
1300	44.13	92.32
1400	75.70	98.70



WORLDWIDE OFFICES

Americas

2900 South Diablo Way
Suite B100
Tempe, AZ 85282, USA
+1 888 412 7832

Europe (UK)

Ground Floor Offices, Barberry House
4 Harbour Buildings, Waterfront West
Brierley Hill, West Midlands
DY5 1LN, UK
+44 (0) 1384 842 211

Asia (HK)

14/F, Lu Plaza
2 Wing Yip Street
Kwun Tong, Kowloon
Hong Kong
+852 2176 3333

ARTESYNTM
An Advanced Energy Company

www.artesyn.com

Artesyn Embedded Technologies, Artesyn Embedded Power, Artesyn, and all Artesyn related logos are trademarks and service marks of Artesyn Embedded Technologies, Inc. All other names and logos referred to are trade names, trademarks, or registered trademarks of their respective owners. Specifications are subject to change without notice. © 2019 Artesyn Embedded Technologies, Inc. All rights reserved. For full legal terms and conditions, please visit www.artesyn.com/legal.

For more information: www.artesyn.com
For support: productsupport.ep@artesyn.com