

## Plug - PTSM 0,5/ 6-P-2,5 - 1778874

Please be informed that the data shown in this PDF Document is generated from our Online Catalog. Please find the complete data in the user's documentation. Our General Terms of Use for Downloads are valid (<http://phoenixcontact.com/download>)

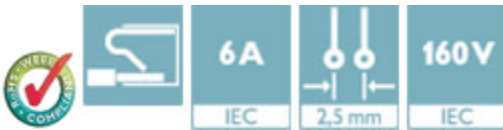


Plug component, Nominal current: 6 A, Rated voltage (III/2): 160 V, Number of positions: 6, Pitch: 2.5 mm, Connection method: Push-in spring connection, Color: black, Contact surface: Tin

The illustration shows a 3-position version

### Product Features

- Can be plugged into THR and SMD base strips
- Miniature plug with 2.5 mm pitch



### Key Commercial Data

Packing unit	1 pc
Weight per Piece (excluding packing)	1.6 g
Custom tariff number	85369010
Country of origin	Poland

### Technical data

#### Dimensions

Length	15 mm
Height	5 mm
Pitch	2.50 mm
Dimension a	12.5 mm

#### General

Range of articles	PTSM 0,5/..-P
Insulating material group	I
Rated surge voltage (III/3)	2.5 kV
Rated surge voltage (III/2)	2.5 kV

## Plug - PTSM 0,5/ 6-P-2,5 - 1778874

### Technical data

#### General

Rated surge voltage (II/2)	2.5 kV
Rated voltage (III/3)	100 V
Rated voltage (III/2)	160 V
Rated voltage (II/2)	320 V
Connection in acc. with standard	EN-VDE
Nominal current I <sub>N</sub>	6 A
Nominal cross section	0.5 mm <sup>2</sup>
Maximum load current	6 A
Insulating material	PA
Flammability rating according to UL 94	V0
Stripping length	6 mm
Number of positions	6

#### Connection data

Conductor cross section solid min.	0.14 mm <sup>2</sup>
Conductor cross section solid max.	0.5 mm <sup>2</sup>
Conductor cross section flexible min.	0.2 mm <sup>2</sup>
Conductor cross section flexible max.	0.5 mm <sup>2</sup>
Conductor cross section flexible, with ferrule without plastic sleeve min.	0.25 mm <sup>2</sup>
Conductor cross section flexible, with ferrule without plastic sleeve max.	0.5 mm <sup>2</sup>
Conductor cross section AWG min.	24
Conductor cross section AWG max.	20
Minimum AWG according to UL/CUL	26
Maximum AWG according to UL/CUL	20

#### Standards and Regulations

Connection in acc. with standard	EN-VDE
	CUL
Flammability rating according to UL 94	V0

### Classifications

#### eCl@ss

eCl@ss 4.0	272607xx
eCl@ss 4.1	27260701
eCl@ss 5.0	27260701
eCl@ss 5.1	27260701
eCl@ss 6.0	27260704

# Plug - PTSM 0,5/ 6-P-2,5 - 1778874

## Classifications

### eCl@ss

eCl@ss 7.0	27440402
eCl@ss 8.0	27440402
eCl@ss 9.0	27440402

### ETIM

ETIM 3.0	EC001121
ETIM 4.0	EC002638
ETIM 5.0	EC002637

### UNSPSC

UNSPSC 6.01	30211810
UNSPSC 7.0901	39121409
UNSPSC 11	39121409
UNSPSC 12.01	39121409
UNSPSC 13.2	39121409

## Approvals

### Approvals

#### Approvals

UL Recognized / cUL Recognized / EAC / EAC / cULus Recognized

#### Ex Approvals

#### Approvals submitted

## Approval details

UL Recognized	
	B
mm <sup>2</sup> /AWG/kcmil	26-20
Nominal current I <sub>N</sub>	5 A
Nominal voltage U <sub>N</sub>	150 V

# Plug - PTSM 0,5/ 6-P-2,5 - 1778874

## Approvals

cUL Recognized	
	B
mm <sup>2</sup> /AWG/kcmil	26-20
Nominal current I <sub>N</sub>	5 A
Nominal voltage U <sub>N</sub>	150 V

EAC
-----

EAC
-----

cULus Recognized
------------------

## Accessories

### Accessories

#### Screwdriver tools

Screwdriver - SZS 0,4X2,0 - 1205202



Micro screwdriver, bladed, size: 0.4 x 2.0 x 60 mm, 2-component grip, with non-slip grip and twist cap

## Additional products

Base strip - PTSM 0,5/ 6-HV-2,5-THR R32 - 1778599



Header, Nominal current: 6 A, Rated voltage (III/2): 160 V, Number of positions: 6, Pitch: 2.5 mm, Color: black, Contact surface: Tin, Mounting: THR soldering

# Plug - PTSM 0,5/ 6-P-2,5 - 1778874

## Accessories

Base strip - PTSM 0,5/ 6-HH-2,5-THR R32 - 1778667



Header, Nominal current: 6 A, Rated voltage (III/2): 160 V, Number of positions: 6, Pitch: 2.5 mm, Color: black, Contact surface: Tin, Mounting: THR soldering

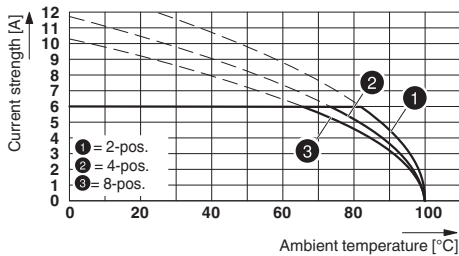
Base strip - PTSM 0,5/ 6-HH-2,5-SMD R44 - 1778803



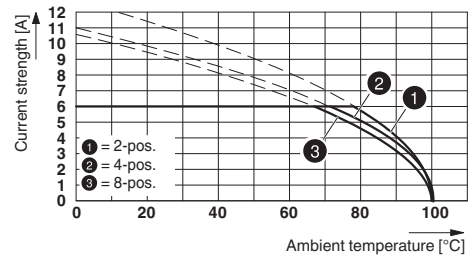
Header, Nominal current: 6 A, Rated voltage (III/2): 160 V, Number of positions: 6, Pitch: 2.5 mm, Color: black, Contact surface: Tin, Mounting: SMD soldering, Article with anti-rotation pin

## Drawings

Diagram



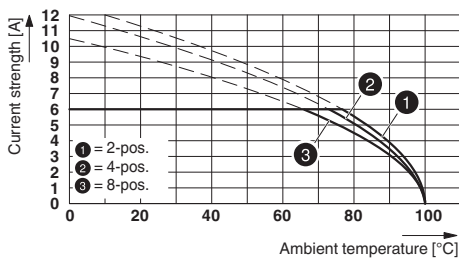
Diagram



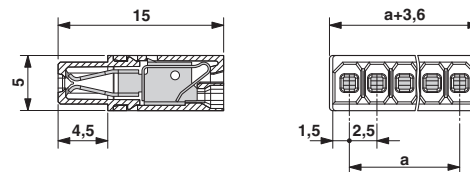
Derating curve for: PTSM 0,5/...-P-2,5 with PTSM 0,5/...-HV-2,5-THR R...

Derating curve for: PTSM 0,5/...-P-2,5 with PTSM 0,5/...-HH-2,5-THR R..

Diagram



Dimensional drawing



Derating curve for: PTSM 0,5/...-P-2,5 with PTSM 0,5/...-HH-2,5-SMD R..



# Mouser Electronics

Authorized Distributor

Click to View Pricing, Inventory, Delivery & Lifecycle Information:

[Phoenix Contact:](#)

[1778874](#)