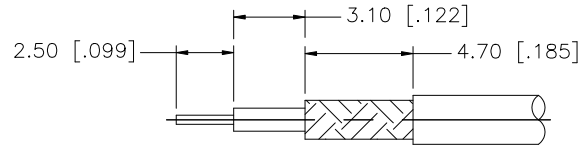
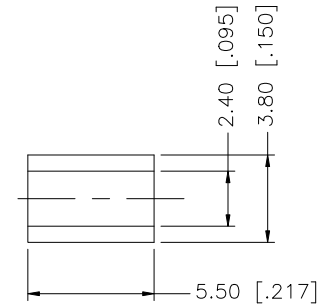
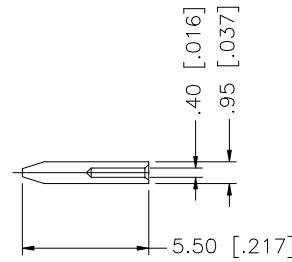
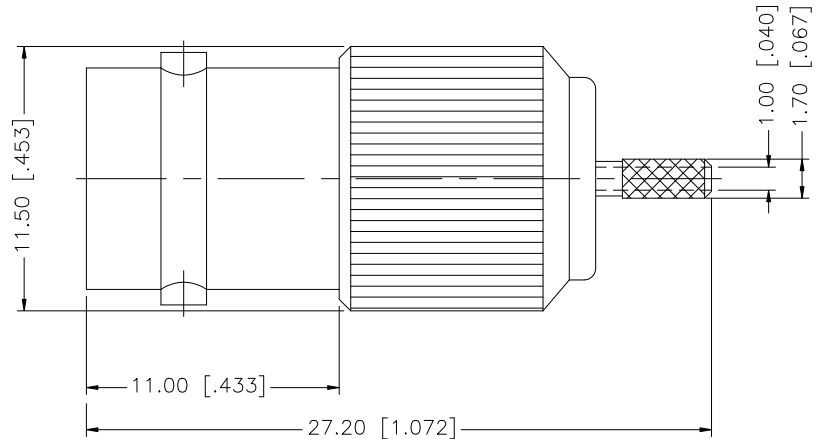


REV.	DATE	DESCRIPTION
NC	06/02/99	INITIAL RELEASE
A	10/03/07	UPDATE DRAWING FORMAT



RECOMMENDED CABLE STRIPPING DIM'S



NOTE:

1. CRIMPED FERRULE HEX CRIMP SIZE .128"
2. CRIMPED CONTACT PIN - 4-WAY CRIMP OR SOLDER.

				UNLESS OTHERWISE SPECIFIED DIMENSIONS ARE IN MILLIMETERS. DIMENSIONS IN [ ] ARE IN INCHES AND FOR CUSTOMER REFERENCE ONLY.	APPROVALS	DATE	<b>Amphenol Connex</b>					
8				UNLESS OTHERWISE SPECIFIED TOLERANCES FOR MILLIMETERS ARE: 0.5 - 8mm ± 0.20mm 8 - 30mm ± 0.40mm 30 - 120mm ± 0.50mm  UNLESS OTHERWISE SPECIFIED TOLERANCES FOR INCHES ARE: .020 - .315 = ± 0.007" .315 - 1.180 = ± 0.015" 1.180 - 4.724 = ± 0.020"	DRAWN	G.R.S.					10/03/07	PART DESCRIPTION <b>BNC CRIMP JACK (FOR RG-178/U, 196A/U CABLE)</b>
7					CHECKED			PART NO. <b>112631</b>				
6					ISSUED							DWG. NO. 112631.DWG
5					SHEET	1 OF 1		REV. A				
4	FERRULE	COPPER	NICKEL	1	CAD FILE		C:/112/112631.DWG					SIZE
3	CONTACT PIN	PHOS. BRONZE	GOLD	1	DO NOT SCALE DRAWING							
2	INSULATOR	TEFLON	NATURAL	1								
1	BODY	BRASS	NICKEL	1								
DESCRIPTION				MATERIAL	FINISH	QTY						

# Mouser Electronics

Authorized Distributor

Click to View Pricing, Inventory, Delivery & Lifecycle Information:

[Amphenol:](#)

[112631](#)