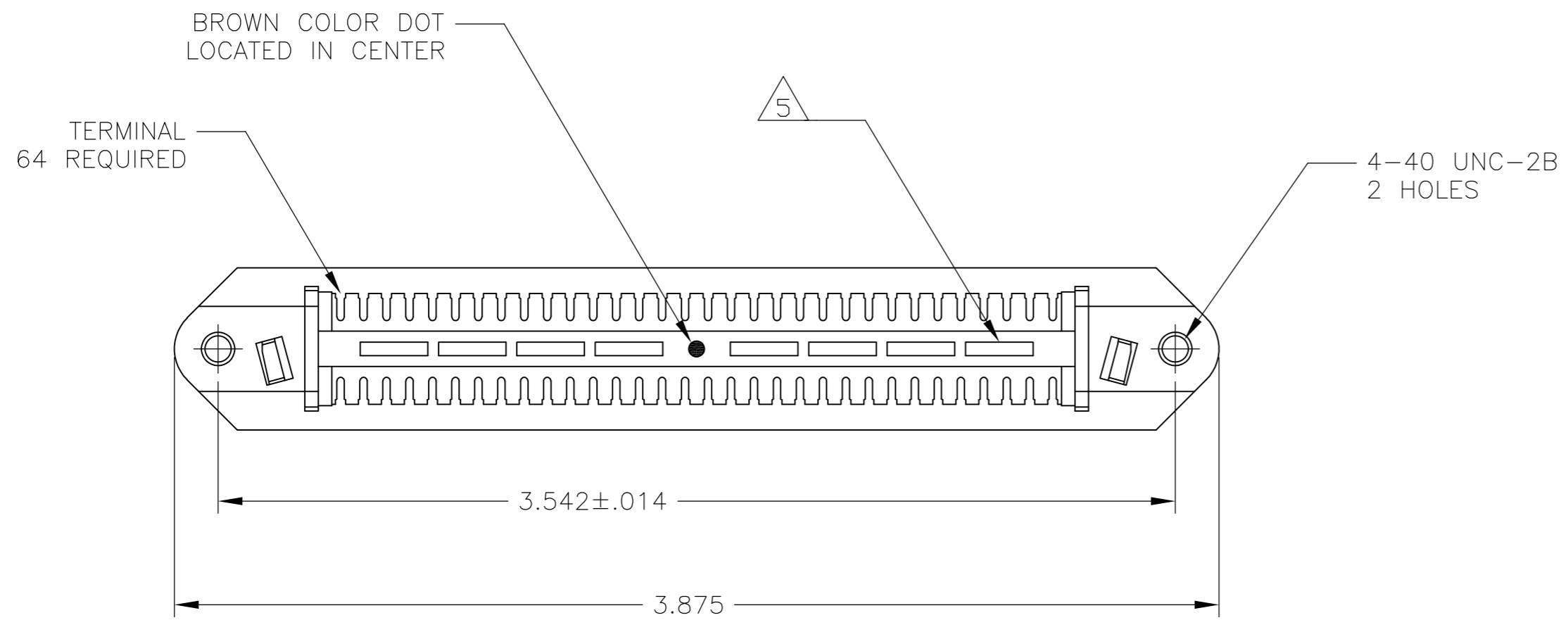
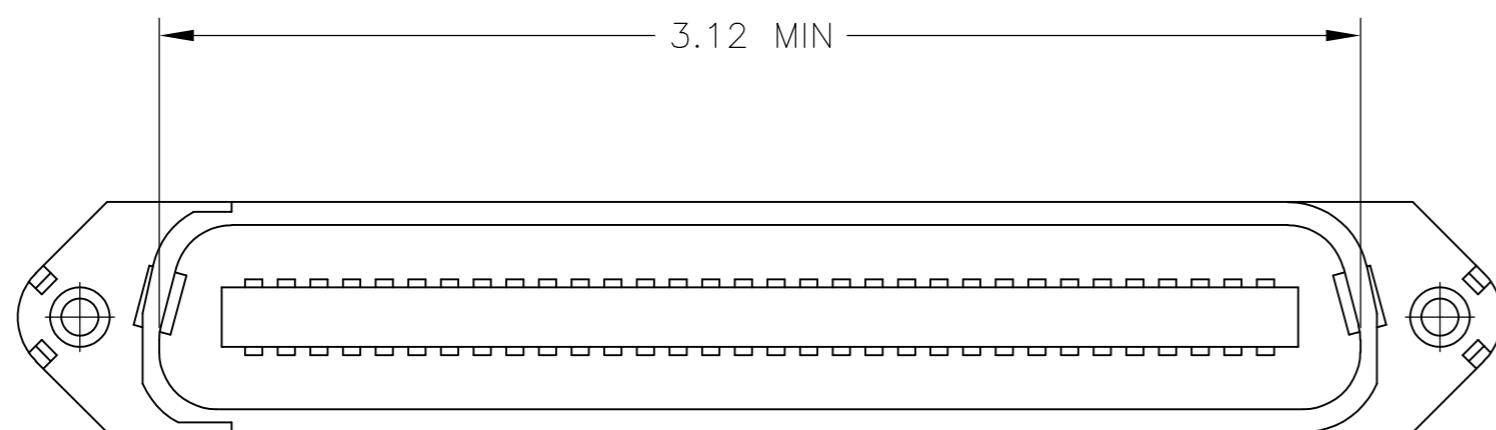
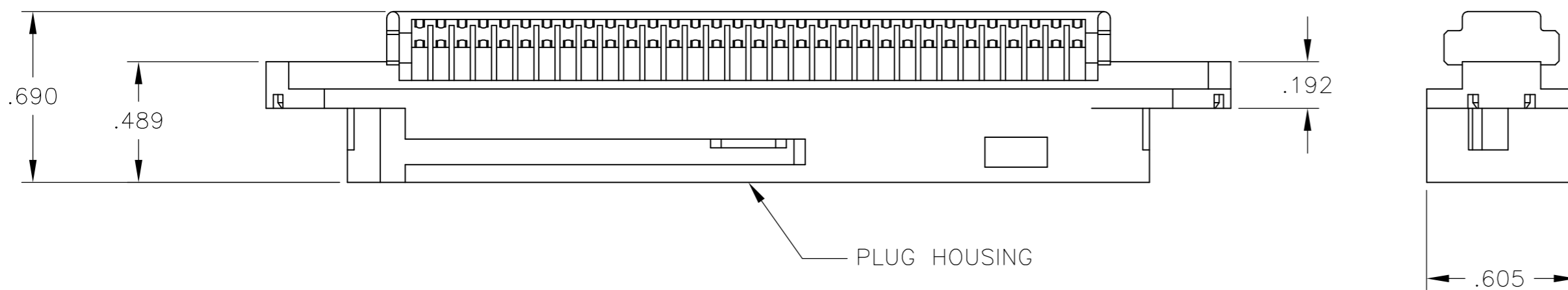


DWG NO 556409
THIS DRAWING IS A CONTROLLED DOCUMENT.



1. THE CONTACT SURFACES OF THE TERMINALS ARE COATED WITH LUBRICANT.
- 2 MATERIAL: HOUSING - POLYPHENYLENE OXIDE, BLACK.
TERMINALS - PHOS BRONZE PLATED WITH EITHER .000030 MIN GOLD OR GOLD FLASH OVER PALLADIUM NICKEL .000030 TOTAL ON MATING SURFACE, ALL OVER .000050 MIN NICKEL UNDERPLATE.
- 3 ALL DIMENSIONS ARE MAXIMUM UNLESS OTHERWISE SPECIFIED.
4. WIRE SIZE: 22 AWG SOLID OR 22 AWG STRANDED COPPER CONDUCTORS. MAXIMUM INSULATION DIAMETER OF .036 IS ACCEPTABLE FOR MOST APPLICATIONS.
- 5 CORING MAY OR MAY NOT APPEAR AND IS AT THE DISCRETION OF TYCO ELECTRONICS.



THIS INFORMATION IS CONFIDENTIAL AND PROPRIETARY TO TYCO ELECTRONICS CORPORATION AND ITS WORLDWIDE SUBSIDIARIES AND AFFILIATES. IT MAY NOT BE DISCLOSED TO ANYONE, OTHER THAN TYCO ELECTRONICS PERSONNEL, WITHOUT WRITTEN AUTHORIZATION FROM TYCO ELECTRONICS CORPORATION, HARRISBURG, PENNSYLVANIA USA.

LOC
GP
DIST
00

A	REDRAWN, REV PER ECO-09-020146	02OCT2009	CJV	PAR			
P	LTR	REVISION RECORD	DATE	DWN	APVD		

DIMENSIONS: INCHES		TOLERANCES UNLESS OTHERWISE SPECIFIED:	
	0 PLC ± -		3
	1 PLC ± -		
	2 PLC ± -		
	3 PLC ± -		
	4 PLC ± -		
ANGLES ±	-		
SURFACE TEXTURE			

DWN J.C. SPIMBLE	14FEB1989	MATERIAL 2	HEAT TREAT -
CHK B. FOX	15FEB1989	Tyco Electronics Corporation Harrisburg, PA 17105-3608	
APVD J. TRAMMEL	15FEB1989		
NAME PLUG ASSEMBLY, 64 POS, F SLOT, SCREW LOCK, CHAMP-LOK			
SCALE 2:1	SIZE A2	DRAWING NO 556409	SHEET 1 OF 1
			REV A

556409-1
PART NUMBER

Mouser Electronics

Authorized Distributor

Click to View Pricing, Inventory, Delivery & Lifecycle Information:

[TE Connectivity:](#)

[556409-1](#)