

1D14A Series Class D Inductor



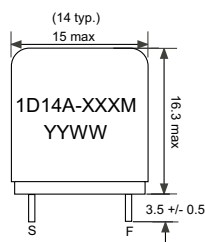
Features

- Small Footprint
- Shielded Design for low EMI
- Ferrite Material Designed for Audio Applications

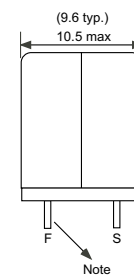
Applications

- Class D Audio Amplifiers

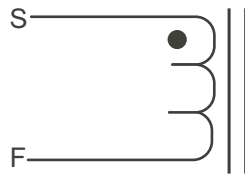
Front View



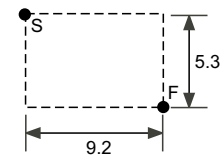
Side View



Schematic



Footprint



Note
1D14A-100M: dia 0.75 +/- 0.1
1D14A-150M,220M &330M: dia 0.7 +/- 0.1

units: mm

Electrical Specifications

Part No.	L_s^1 ($\mu\text{H} \pm 20\%$)	DCR (mOhms Max.)	I_{sat}^5 (A _{dc})	I_{DC}^4 (A _{dc})
1D14A-100M	10	9	11	7.5
1D14A-150M	15	16	11	6.5
1D14A-220M	22	16	7.5	6.5
1D14A-330M	33	16	5	6.5

Notes:

1. Tested at 1kHz, 1Vrms series.
2. Electrical specifications at 25°C.
3. Operating range: -40°C to +130°C. This is a combination of ambient plus temperature rise.
4. DC current through winding to cause a 40°C temperature rise at 25°C ambient.
5. DC current through the winding to cause a 10% drop in inductance
6. All products are RoHS-compliant.
7. Meets UL94V-0



Specifications subject to change without notice.

Mouser Electronics

Authorized Distributor

Click to View Pricing, Inventory, Delivery & Lifecycle Information:

ICE Components:

[1D14A-100M](#) [1D14A-150m](#) [1D14A-220m](#) [1D14A-330M](#)