

Device connector, front mounting - SF-7EP1N8AAC00 - 1607045


Please be informed that the data shown in this PDF Document is generated from our Online Catalog. Please find the complete data in the user's documentation. Our General Terms of Use for Downloads are valid (<http://phoenixcontact.com/download>)



Device connector, front mounting, angled rotatable, increased flange dimension, Screw locking, M23, number of positions: 4+3+PE, type of contact: Pin, Crimp connection, Axial O-ring, 4x Ø 3.2, shielded: yes, flange dimensions: 28 mm x 28 mm, Compatible with mating connectors with SPEEDCON or M23 standard knurled nuts

RoHS

Key Commercial Data

Packing unit	16 pc
GTIN	 4 046356 253727
GTIN	4046356253727

Technical data

General

Note	Order information: Order crimp contacts 4 x Ø 1 mm, 4 x Ø 2 mm separately
Type of locking	Screw locking
Coding	N
Contact connection method	Crimp connection
Type of contacts	Pin
Number of positions	8
Contact diameter of power contacts	2 mm
Nominal current per power contact at 25°C	30 A
Contact diameter of signal contacts	1 mm
Nominal current per signal contact at 25°C	9 A
Pg housing screw connection	none
Mounting type	4x Ø 3.2

Ambient conditions

Ambient temperature	-40 °C ... 125 °C
Degree of protection	IP67

Material

Device connector, front mounting - SF-7EP1N8AAC00 - 1607045

Technical data

Material

Housing material	Turned parts: copper zinc alloy (CuZn), die-cast parts: zinc (GD-Zn)
Insulator material	PA 6.6
Gasket and O-ring material	FPM

Specifications according to DIN EN 61984:2001

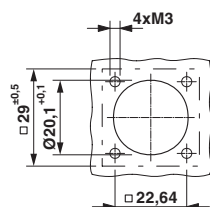
Installation height max.	3000 m
Nominal / operating voltage of power contacts	630 V
Rated surge voltage of power contacts	6 kV
Overvoltage category of power contacts	III
Degree of pollution of power contacts	3
Nominal / operating voltage of signal contacts	250 V
Rated surge voltage of signal contacts	4 kV
Overvoltage category of signal contacts	III
Degree of pollution of signal contacts	3

Environmental Product Compliance

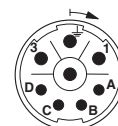
China RoHS	Environmentally Friendly Use Period = 50
	For details about hazardous substances go to tab "Downloads", Category "Manufacturer's declaration"

Drawings

Dimensional drawing



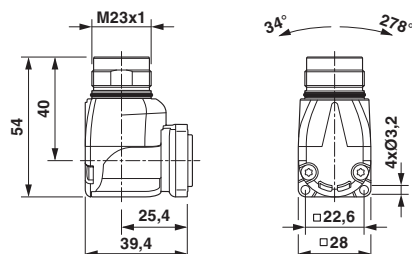
Schematic diagram



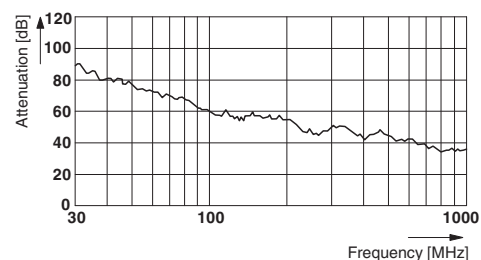
Connector pin assignment

Drill holes

Dimensional drawing



Diagram



Dimensional drawing

Phoenix Contact 2018 © - all rights reserved
<http://www.phoenixcontact.com>

PHOENIX CONTACT GmbH & Co. KG
Flachsmarktstr. 8
32825 Blomberg
Germany
Tel. +49 5235 300
Fax +49 5235 3 41200
<http://www.phoenixcontact.com>

Mouser Electronics

Authorized Distributor

Click to View Pricing, Inventory, Delivery & Lifecycle Information:

Phoenix Contact:

1607045