

CMPD1001
 CMPD1001A
 CMPD1001S

**SURFACE MOUNT
 HIGH CURRENT
 SILICON SWITCHING DIODE**



www.centalsemi.com

DESCRIPTION:

The CENTRAL SEMICONDUCTOR CMPD1001 series types are silicon switching diodes manufactured by the epitaxial planar process, designed for applications requiring high current capability.



SOT-23 CASE

The following configurations are available:

CMPD1001 SINGLE
 CMPD1001A DUAL, COMMON ANODE
 CMPD1001S DUAL, IN SERIES

MARKING CODE: L20
MARKING CODE: L22
MARKING CODE: L21

MAXIMUM RATINGS: (T_A=25°C)

Continuous Reverse Voltage
 Continuous Forward Current
 Peak Repetitive Forward Current
 Peak Repetitive Reverse Current
 Peak Forward Surge Current, tp=1.0µs
 Peak Forward Surge Current, tp=1.0s
 Power Dissipation
 Operating and Storage Junction Temperature
 Thermal Resistance

SYMBOL

V_R 90
 I_F 250
 I_{FRM} 600
 I_{RRM} 600
 I_{FSM} 6.0
 I_{FSM} 1.0
 P_D 350
 T_J, T_{stg} -65 to +150
 Θ_{JA} 357

UNITS

V
 mA
 mA
 mA
 A
 A
 mW
 °C
 °C/W

ELECTRICAL CHARACTERISTICS PER DIODE: (T_A=25°C unless otherwise noted)

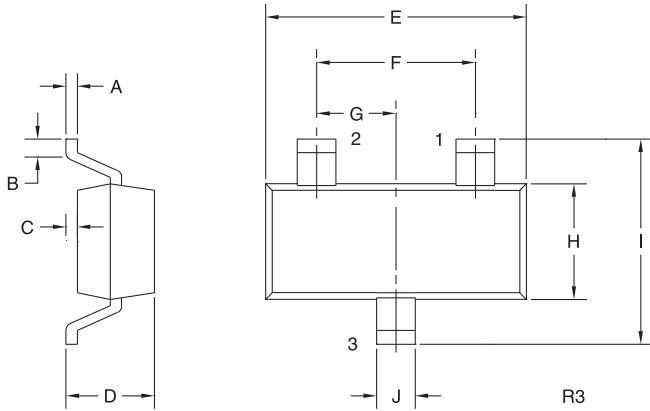
SYMBOL	TEST CONDITIONS	MIN	MAX	UNITS
I _R	V _R =90V		100	nA
I _R	V _R =90V, T _A =150°C		100	µA
BV _R	I _R =100µA	90		V
V _F	I _F =10mA		0.75	V
V _F	I _F =50mA		0.84	V
V _F	I _F =100mA		0.90	V
V _F	I _F =200mA		1.00	V
V _F	I _F =400mA		1.25	V
C _T	V _R =0, f=1.0MHz		35	pF
t _{rr}	I _R =I _F =30mA, Rec. to 3.0mA, R _L =100Ω		50	ns

CMPD1001
 CMPD1001A
 CMPD1001S

**SURFACE MOUNT
 HIGH CURRENT
 SILICON SWITCHING DIODE**



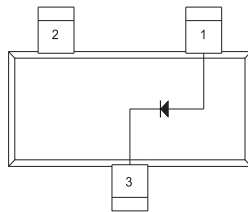
SOT-23 CASE - MECHANICAL OUTLINE



SYMBOL	INCHES		MILLIMETERS	
	MIN	MAX	MIN	MAX
A	0.003	0.007	0.08	0.18
B	0.006	-	0.15	-
C	-	0.005	-	0.13
D	0.035	0.043	0.89	1.09
E	0.110	0.120	2.80	3.05
F	0.075		1.90	
G	0.037		0.95	
H	0.047	0.055	1.19	1.40
I	0.083	0.098	2.10	2.49
J	0.014	0.020	0.35	0.50

SOT-23 (REV: R3)

PIN CONFIGURATIONS

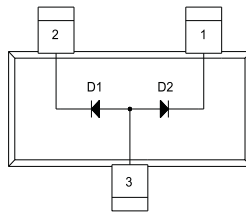


CMPD1001

LEAD CODE:

- 1) Anode
- 2) No Connection
- 3) Cathode

MARKING CODE: L20

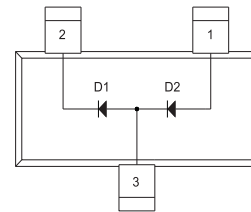


CMPD1001A

LEAD CODE:

- 1) Cathode D2
- 2) Cathode D1
- 3) Anode D1, Anode D2

MARKING CODE: L22



CMPD1001S

LEAD CODE:

- 1) Anode D2
- 2) Cathode D1
- 3) Anode D1, Cathode D2

MARKING CODE: L21

R6 (25-January 2010)

OUTSTANDING SUPPORT AND SUPERIOR SERVICES



PRODUCT SUPPORT

Central's operations team provides the highest level of support to insure product is delivered on-time.

- Supply management (Customer portals)
- Inventory bonding
- Consolidated shipping options
- Custom bar coding for shipments
- Custom product packing

DESIGNER SUPPORT/SERVICES

Central's applications engineering team is ready to discuss your design challenges. Just ask.

- Free quick ship samples (2nd day air)
- Online technical data and parametric search
- SPICE models
- Custom electrical curves
- Environmental regulation compliance
- Customer specific screening
- Up-screening capabilities
- Special wafer diffusions
- PbSn plating options
- Package details
- Application notes
- Application and design sample kits
- Custom product and package development

REQUESTING PRODUCT PLATING

1. If requesting Tin/Lead plated devices, add the suffix " TIN/LEAD" to the part number when ordering (example: 2N2222A TIN/LEAD).
2. If requesting Lead (Pb) Free plated devices, add the suffix " PBFREE" to the part number when ordering (example: 2N2222A PBFREE).

CONTACT US

Corporate Headquarters & Customer Support Team

Central Semiconductor Corp.
145 Adams Avenue
Hauppauge, NY 11788 USA
Main Tel: (631) 435-1110
Main Fax: (631) 435-1824
Support Team Fax: (631) 435-3388
www.centrasemi.com

Worldwide Field Representatives:
www.centrasemi.com/wwreps

Worldwide Distributors:
www.centrasemi.com/wwdistributors

For the latest version of Central Semiconductor's **LIMITATIONS AND DAMAGES DISCLAIMER**, which is part of Central's Standard Terms and Conditions of sale, visit: www.centrasemi.com/terms