

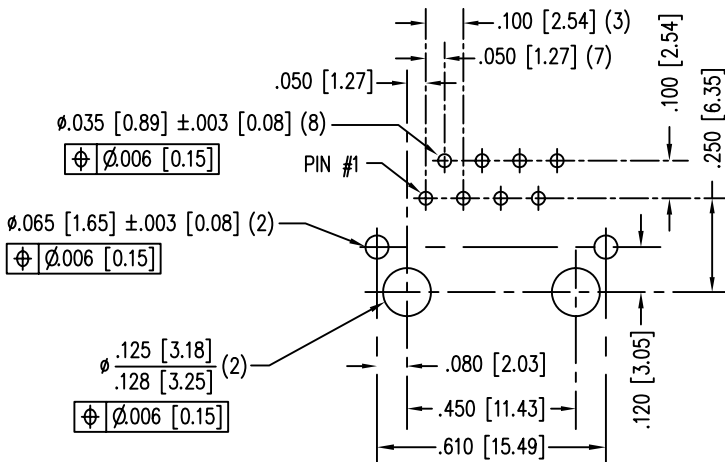
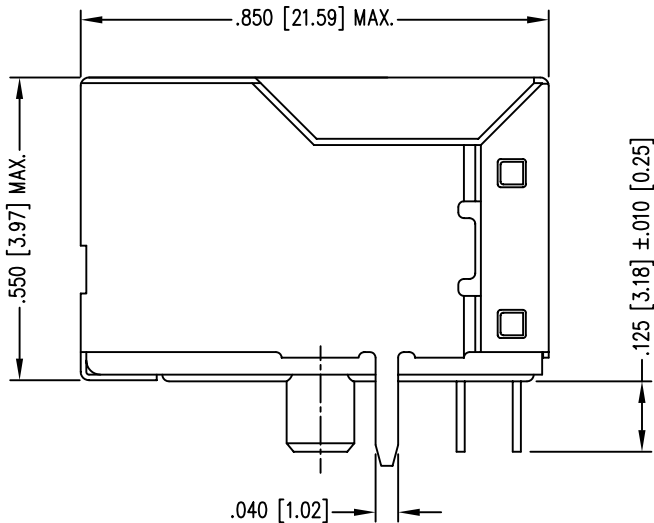
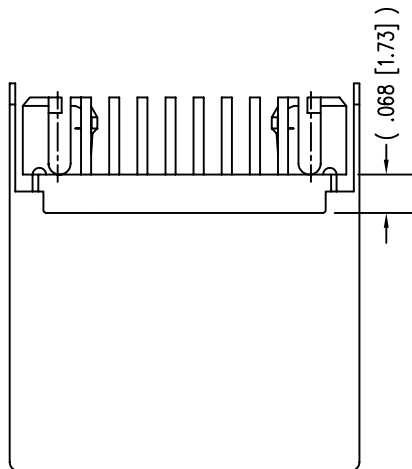
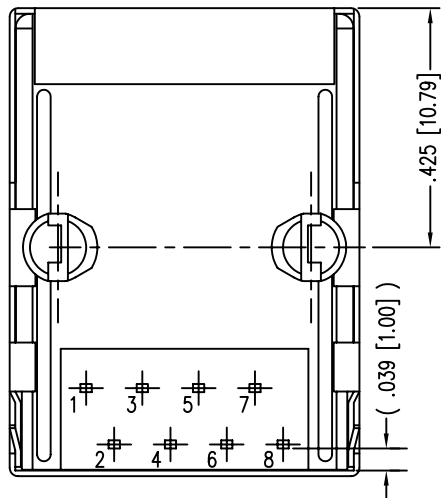
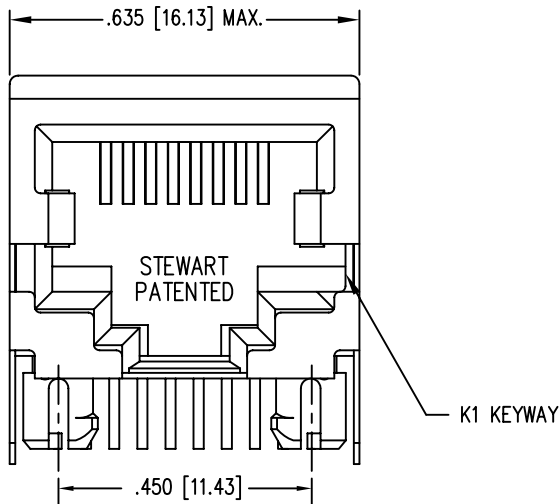
B

A

REV. 7/3/03

2

2



1

1

| DATE | REV | ECN | APP'D. BY |
|----------|-----|------|-----------|
| 03-22-05 | A0 | - | - |
| 1-17-06 | A1 | 7435 | JM |

- NOTES:
- CONNECTOR MATERIALS:
HOUSING: THERMOPLASTIC UL94 V-0
CONTACTS/SHIELD: COPPER ALLOY
SHIELD PLATING: NICKEL OR TIN
CONTACT PLATING: SELECTIVE GOLD IN CONTACT AREA
SEE CHART FOR PART NUMBER
 - FOR PRODUCT SPECIFICATION SEE PR022-01
 - TOLERANCES COMPLY WITH F.C.C. DIMENSION REQUIREMENTS.

| | |
|-----------------------------------|--------------|
| 50 MICRO-INCHES [1.27um] | SS64800-041F |
| 30 MICRO-INCHES [0.76um] | SS64800-040F |
| CONTACT PLATING IN MATING AREA | PART NUMBER |

| | | | |
|--|--|---|---------------|
| THIRD ANGLE PROJECTION | | | |
| DO NOT SCALE DRAWING DRAWING IS SUBJECT TO CHANGE WITHOUT NOTICE | | TITLE: EIGHT CONTACT, EIGHT POSITION, SHIELDED JACK, NON-FLANGED WITH K1 KEYING OPTION | |
| DIMENSIONS: INCHES [METRIC] | | THIS DRAWING AND THE SUBJECT MATTER SHOWN THEREON ARE CONFIDENTIAL AND THE PROPRIETARY PROPERTY OF BEL STEWART CONNECTOR AND SHALL NOT BE REPRODUCED, COPIED, OR USED IN ANY MANNER WITHOUT PRIOR WRITTEN CONSENT OF BEL STEWART CONNECTOR. THE SUBJECT MATTER MAY BE PATENTED OR A PATENT MAY BE PENDING. | |
| SHEET NO. 1 OF 1 | | DRN BY: RVO | DATE 03-22-05 |
| | | APPD BY: RGC | DATE 03-22-05 |
| | | DWG NO. CT640099F | REV. A1 |



Bel Stewart Connector

11118 Susquehanna Trail South
Glen Rock, PA 17327-9199
(717) 235-7512 Fax: (717) 235-7954 <http://www.stewartconnector.com>

AutoCAD

Mouser Electronics

Authorized Distributor

Click to View Pricing, Inventory, Delivery & Lifecycle Information:

Bel:

[SS64800-040F](#)