

Chip Coils



High Frequency Film Type LQP03T/LQP15T/LQP15M/LQP18M Series

LQP03T Series

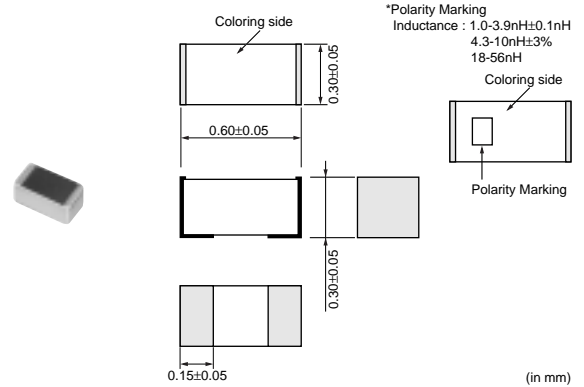
LQP03T series using Murata's original thin film technology contributes further to miniaturizing high performance equipment because the size is small and the Q-value is high.

■ Features

1. Ultra small and thin size 0.6x0.3x0.3mm
2. High Q value in high frequency range
3. E24 step
0.6 to 3.9nH ± 0.1 nH
4.3 to 10nH $\pm 3\%$
4. E12 step
0.6 to 3.9nH ± 0.2 nH
4.7 to 15nH $\pm 5\%$
18 to 27nH $\pm 3\%$, $\pm 5\%$
5. Lead is not contained in the products.

■ Applications

1. High frequency circuits of mobile phones such as PA, ANT, VCO, SAW, etc.
2. Mobile phones such as GSM, CDMA, PDC, etc.
3. "Bluetooth"
4. W-LAN
5. High frequency circuits in general



Part Number	Inductance (nH)	Test Frequency (MHz)	Rated Current (mA)	DC Resistance (ohm)	Q (min.)	Test Frequency (MHz)	Self Resonance Frequency (min.) (MHz)	EIA
LQP03TN0N6B00	0.6 ± 0.1 nH	500	420	0.08 max.	11	500	6000	0201
LQP03TN0N6C00	0.6 ± 0.2 nH	500	420	0.08 max.	11	500	6000	0201
LQP03TN0N7B00	0.7 ± 0.1 nH	500	410	0.09 max.	11	500	6000	0201
LQP03TN0N8B00	0.8 ± 0.1 nH	500	410	0.09 max.	11	500	6000	0201
LQP03TN0N8C00	0.8 ± 0.2 nH	500	410	0.09 max.	11	500	6000	0201
LQP03TN0N9B00	0.9 ± 0.1 nH	500	400	0.10 max.	11	500	6000	0201
LQP03TN1N0B00	1.0 ± 0.1 nH	500	400	0.10 max.	11	500	6000	0201
LQP03TN1N0C00	1.0 ± 0.2 nH	500	400	0.10 max.	11	500	6000	0201
LQP03TN1N1B00	1.1 ± 0.1 nH	500	280	0.13 max.	11	500	6000	0201
LQP03TN1N2B00	1.2 ± 0.1 nH	500	280	0.13 max.	11	500	6000	0201
LQP03TN1N2C00	1.2 ± 0.2 nH	500	280	0.13 max.	11	500	6000	0201
LQP03TN1N3B00	1.3 ± 0.1 nH	500	280	0.16 max.	11	500	6000	0201
LQP03TN1N5B00	1.5 ± 0.1 nH	500	280	0.16 max.	11	500	6000	0201
LQP03TN1N5C00	1.5 ± 0.2 nH	500	280	0.16 max.	11	500	6000	0201
LQP03TN1N6B00	1.6 ± 0.1 nH	500	280	0.16 max.	11	500	6000	0201
LQP03TN1N8B00	1.8 ± 0.1 nH	500	280	0.16 max.	11	500	6000	0201
LQP03TN1N8C00	1.8 ± 0.2 nH	500	280	0.16 max.	11	500	6000	0201
LQP03TN2N0B00	2.0 ± 0.1 nH	500	220	0.18 max.	11	500	6000	0201
LQP03TN2N2B00	2.2 ± 0.1 nH	500	220	0.18 max.	11	500	6000	0201
LQP03TN2N2C00	2.2 ± 0.2 nH	500	220	0.18 max.	11	500	6000	0201
LQP03TN2N4B00	2.4 ± 0.1 nH	500	220	0.21 max.	11	500	6000	0201
LQP03TN2N7B00	2.7 ± 0.1 nH	500	220	0.21 max.	11	500	6000	0201
LQP03TN2N7C00	2.7 ± 0.2 nH	500	220	0.21 max.	11	500	6000	0201

Continued on the following page.

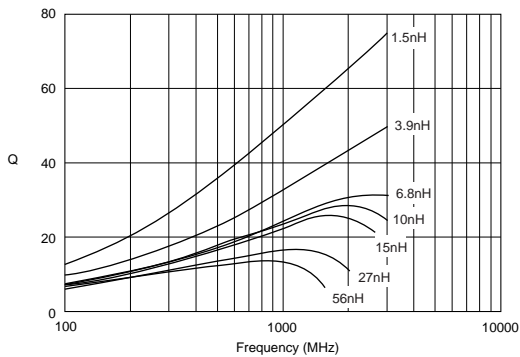
Continued from the preceding page.

2

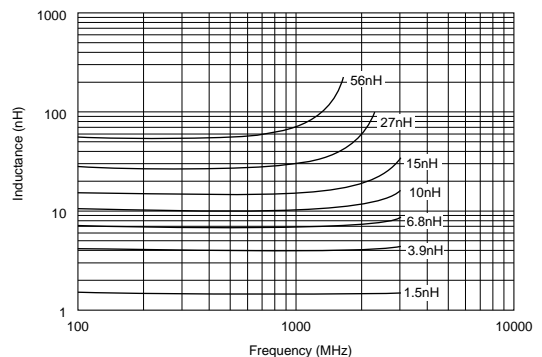
Part Number	Inductance (nH)	Test Frequency (MHz)	Rated Current (mA)	DC Resistance (ohm)	Q (min.)	Test Frequency (MHz)	Self Resonance Frequency (min.) (MHz)	EIA
LQP03TN3N0B00	3.0 ±0.1nH	500	190	0.30 max.	11	500	6000	0201
LQP03TN3N3B00	3.3 ±0.1nH	500	190	0.30 max.	11	500	6000	0201
LQP03TN3N3C00	3.3 ±0.2nH	500	190	0.30 max.	11	500	6000	0201
LQP03TN3N6B00	3.6 ±0.1nH	500	170	0.45 max.	11	500	6000	0201
LQP03TN3N9B00	3.9 ±0.1nH	500	170	0.45 max.	11	500	6000	0201
LQP03TN3N9C00	3.9 ±0.2nH	500	170	0.45 max.	11	500	6000	0201
LQP03TN4N3H00	4.3 ±3%	500	160	0.55 max.	11	500	6000	0201
LQP03TN4N7H00	4.7 ±3%	500	160	0.55 max.	11	500	6000	0201
LQP03TN4N7J00	4.7 ±5%	500	160	0.55 max.	11	500	6000	0201
LQP03TN5N1H00	5.1 ±3%	500	140	0.68 max.	11	500	6000	0201
LQP03TN5N6H00	5.6 ±3%	500	140	0.68 max.	11	500	6000	0201
LQP03TN5N6J00	5.6 ±5%	500	140	0.68 max.	11	500	6000	0201
LQP03TN6N2H00	6.2 ±3%	500	130	0.75 max.	11	500	6000	0201
LQP03TN6N8H00	6.8 ±3%	500	130	0.75 max.	11	500	6000	0201
LQP03TN6N8J00	6.8 ±5%	500	130	0.75 max.	11	500	6000	0201
LQP03TN7N5H00	7.5 ±3%	500	110	0.86 max.	11	500	5500	0201
LQP03TN8N2H00	8.2 ±3%	500	110	0.86 max.	11	500	5500	0201
LQP03TN8N2J00	8.2 ±5%	500	110	0.86 max.	11	500	5500	0201
LQP03TN9N1H00	9.1 ±3%	500	100	1.10 max.	11	500	4500	0201
LQP03TN10NH00	10 ±3%	500	100	1.10 max.	11	500	4500	0201
LQP03TN10NJ00	10 ±5%	500	100	1.10 max.	11	500	4500	0201
LQP03TN12NJ00	12 ±5%	500	90	1.25 max.	11	500	3700	0201
LQP03TN15NJ00	15 ±5%	500	90	1.50 max.	11	500	3300	0201
LQP03TN18NH00	18 ±3%	500	80	2.00 max.	11	500	3100	0201
LQP03TN18NJ00	18 ±5%	500	80	2.00 max.	11	500	3100	0201
LQP03TN22NH00	22 ±3%	500	70	2.60 max.	11	500	2800	0201
LQP03TN22NJ00	22 ±5%	500	70	2.60 max.	11	500	2800	0201
LQP03TN27NH00	27 ±3%	500	70	3.10 max.	11	500	2500	0201
LQP03TN27NJ00	27 ±5%	500	70	3.10 max.	11	500	2500	0201
LQP03TN33NJ00	33 ±5%	300	60	3.10 max.	8	300	2000	0201
LQP03TN39NJ00	39 ±5%	300	60	3.70 max.	8	300	1800	0201
LQP03TN47NJ00	47 ±5%	300	50	4.30 max.	8	300	1600	0201
LQP03TN56NJ00	56 ±5%	300	50	4.90 max.	8	300	1400	0201

Operating Temp. Range : -40°C to +85°C

■ Q-Frequency Characteristics



■ Inductance-Frequency Characteristics



Continued on the following page. ↗

↳ Continued from the preceding page.

■ Reference Data

E4991A & 16197A

Part Number	Inductance (nH) (typ.)					Q (Typ.)				
	800MHz	900MHz	1.8GHz	2.0GHz	2.4GHz	800MHz	900MHz	1.8GHz	2.0GHz	2.4GHz
LQP03TN0N6	0.6	0.6	0.6	0.6	0.6	50 min.	54 min.	70 min.	73 min.	77 min.
LQP03TN0N7	0.7	0.7	0.7	0.7	0.7	50 min.	54 min.	70 min.	73 min.	77 min.
LQP03TN0N8	0.8	0.8	0.8	0.8	0.8	50 min.	54 min.	70 min.	73 min.	77 min.
LQP03TN0N9	0.9	0.9	0.9	0.9	0.9	50 min.	54 min.	70 min.	73 min.	77 min.
LQP03TN1N0	1.0	1.0	1.0	1.0	1.0	50 min.	54 min.	70 min.	73 min.	77 min.
LQP03TN1N1	1.1	1.1	1.1	1.1	1.1	50 min.	54 min.	70 min.	73 min.	77 min.
LQP03TN1N2	1.2	1.2	1.2	1.2	1.2	50	54	70	73	77
LQP03TN1N3	1.3	1.3	1.3	1.3	1.3	48	52	67	72	74
LQP03TN1N5	1.5	1.5	1.5	1.5	1.5	45	48	63	66	69
LQP03TN1N6	1.6	1.6	1.6	1.6	1.6	43	47	57	64	67
LQP03TN1N8	1.8	1.8	1.8	1.8	1.8	36	38	50	53	55
LQP03TN2N0	2.0	2.0	2.0	2.0	2.0	38	40	52	54	57
LQP03TN2N2	2.2	2.2	2.2	2.2	2.2	28	35	49	52	54
LQP03TN2N4	2.4	2.4	2.4	2.4	2.4	36	38	50	53	56
LQP03TN2N7	2.7	2.7	2.7	2.7	2.7	28	30	40	42	44
LQP03TN3N0	3.0	3.0	3.0	3.0	3.0	28	29	39	41	43
LQP03TN3N3	3.3	3.3	3.3	3.3	3.4	29	31	42	43	45
LQP03TN3N6	3.6	3.6	3.6	3.7	3.7	31	33	43	45	47
LQP03TN3N9	3.9	3.9	3.9	4.0	4.1	29	31	41	43	45
LQP03TN4N3	4.3	4.3	4.3	4.4	4.5	28	30	40	42	44
LQP03TN4N7	4.7	4.7	4.8	4.9	5.1	28	30	40	42	43
LQP03TN5N1	5.1	5.1	5.2	5.3	5.5	26	28	37	39	40
LQP03TN5N6	5.6	5.6	5.8	5.9	6.1	22	24	32	33	33
LQP03TN6N2	6.2	6.2	6.5	6.6	6.9	20	21	27	28	28
LQP03TN6N8	6.8	6.8	7.1	7.4	7.7	21	22	29	30	30
LQP03TN7N5	7.5	7.5	7.9	8.2	8.7	21	22	28	30	29
LQP03TN8N2	8.2	8.2	8.6	9.1	9.6	18	19	25	25	24
LQP03TN9N1	9.1	9.1	9.9	10	11	20	21	26	26	25
LQP03TN10N	10	10	11	12	13	21	22	28	28	27
LQP03TN12N	12	12	13	14	16	21	22	27	27	25
LQP03TN15N	15	15	18	19	23	21	21	25	24	22
LQP03TN18N	18	18	24	-	-	18	19	20	-	-
LQP03TN22N	22	23	32	-	-	16	17	16	-	-
LQP03TN27N	28	29	47	-	-	15	15	13	-	-
LQP03TN33N	35	36	-	-	-	18	19	-	-	-
LQP03TN39N	42	44	-	-	-	15	15	-	-	-
LQP03TN47N	55	58	-	-	-	14	14	-	-	-
LQP03TN56N	63	67	-	-	-	13	13	-	-	-

LQP15T Series

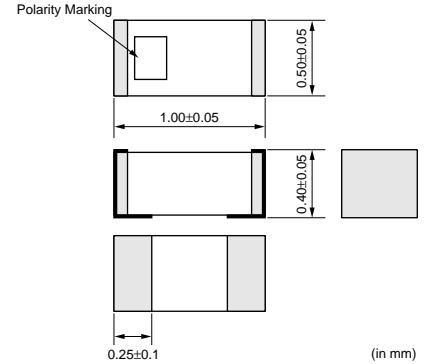
The LQP15T series offers High Q value, tight inductance tolerance with small/thin package using Murata's original film engineering technology.

■ Features

1. High Q value
2. Tight inductance tolerance (+-0.1nH, +-0.2nH, +-3%)
3. Ultra small and tight size (1005size, Height 0.4mm)
4. Low DC resistance
5. Lead is not contained in the products.

■ Applications

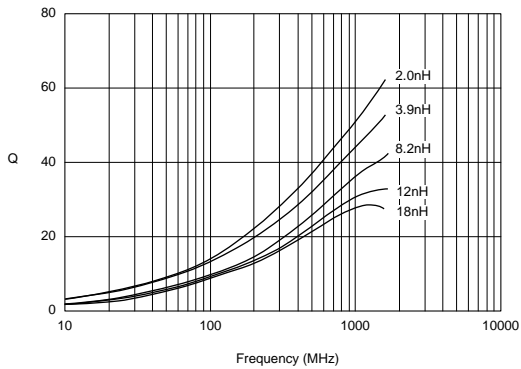
1. High frequency circuits of mobile phones such as PA, ANT, VCO, SAW, etc.
2. Mobile phones such as GSM, CDMA, PDC, etc.
3. "Bluetooth"
4. W-LAN
5. High frequency circuits in general



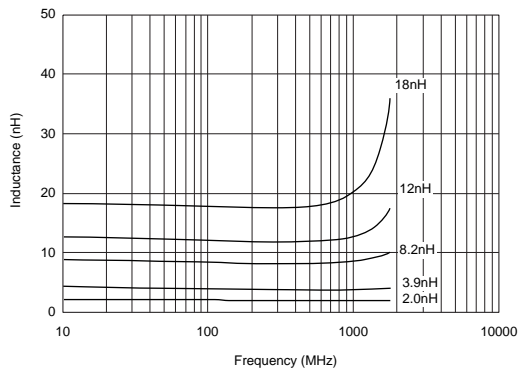
Part Number	Inductance (nH)	Test Frequency (MHz)	Rated Current (mA)	DC Resistance (ohm)	Q (min.)	Test Frequency (MHz)	Self Resonance Frequency (min.) (MHz)	EIA
LQP15TN1N0B02	1.0 ±0.1nH	500	300	0.1 max.	17	500	6000	0402
LQP15TN1N0C02	1.0 ±0.2nH	500	300	0.1 max.	17	500	6000	0402
LQP15TN1N1B02	1.1 ±0.1nH	500	300	0.1 max.	17	500	6000	0402
LQP15TN1N1C02	1.1 ±0.2nH	500	300	0.1 max.	17	500	6000	0402
LQP15TN1N2B02	1.2 ±0.1nH	500	300	0.1 max.	17	500	6000	0402
LQP15TN1N2C02	1.2 ±0.2nH	500	300	0.1 max.	17	500	6000	0402
LQP15TN1N3B02	1.3 ±0.1nH	500	300	0.15 max.	17	500	6000	0402
LQP15TN1N3C02	1.3 ±0.2nH	500	300	0.15 max.	17	500	6000	0402
LQP15TN1N5B02	1.5 ±0.1nH	500	300	0.15 max.	17	500	6000	0402
LQP15TN1N5C02	1.5 ±0.2nH	500	300	0.15 max.	17	500	6000	0402
LQP15TN1N6B02	1.6 ±0.1nH	500	250	0.15 max.	17	500	6000	0402
LQP15TN1N6C02	1.6 ±0.2nH	500	250	0.15 max.	17	500	6000	0402
LQP15TN1N8B02	1.8 ±0.1nH	500	250	0.15 max.	17	500	6000	0402
LQP15TN1N8C02	1.8 ±0.2nH	500	250	0.15 max.	17	500	6000	0402
LQP15TN2N0C02	2.0 ±0.2nH	500	220	0.2 max.	17	500	6000	0402
LQP15TN2N2C02	2.2 ±0.2nH	500	220	0.2 max.	17	500	6000	0402
LQP15TN2N4C02	2.4 ±0.2nH	500	220	0.2 max.	17	500	6000	0402
LQP15TN2N7C02	2.7 ±0.2nH	500	220	0.2 max.	17	500	6000	0402
LQP15TN3N0C02	3.0 ±0.2nH	500	190	0.3 max.	17	500	5500	0402
LQP15TN3N3C02	3.3 ±0.2nH	500	190	0.3 max.	17	500	5500	0402
LQP15TN3N6C02	3.6 ±0.2nH	500	170	0.4 max.	17	500	5500	0402
LQP15TN3N9C02	3.9 ±0.2nH	500	170	0.4 max.	17	500	5500	0402
LQP15TN4N7C02	4.7 ±0.2nH	500	160	0.5 max.	17	500	5000	0402
LQP15TN5N6C02	5.6 ±0.2nH	500	140	0.6 max.	17	500	4500	0402
LQP15TN6N8H02	6.8 ±3%	500	130	0.7 max.	17	500	3500	0402
LQP15TN8N2H02	8.2 ±3%	500	110	0.8 max.	17	500	3000	0402
LQP15TN10NH02	10 ±3%	500	100	1.0 max.	17	500	2500	0402
LQP15TN12NH02	12 ±3%	500	90	1.0 max.	17	500	2500	0402
LQP15TN15NH02	15 ±3%	500	90	1.3 max.	17	500	2000	0402
LQP15TN18NH02	18 ±3%	500	80	1.5 max.	17	500	1500	0402

Operating Temp. Range : -40°C to +85°C

■ Q-Frequency Characteristics



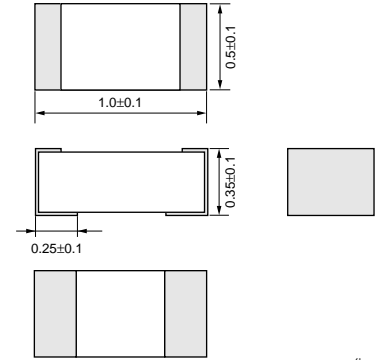
■ Inductance-Frequency Characteristics



LQP15M Series

■ Features

1. Tight inductance tolerance (+-0.05nH, +-0.1nH, +-2%) realized by Murata's original film technology. Various inductance values enable assembly with no tuning.
2. Ultra small size 0402 inductor which is low profile and lightest weight in the world enables miniaturizing of mobile telecommunication equipment. LQP15M series weights 0.6mg/pcs. while multilayer type inductor 0.9mg/pcs.
3. High Q at high frequency range.
4. High self resonant frequency due to low stray capacitance and narrow inductance distribution provides stable inductance in high frequency circuits such as telecommunication equipment.



(in mm)

■ Applications

1. High frequency circuits of mobile phones such as PA, ANT, VCO, SAW, etc.
2. Mobile phones such as GSM, CDMA, PDC, etc.
3. "Bluetooth"
4. W-LAN
5. High frequency circuits in general

Part Number	Inductance (nH)	Test Frequency (MHz)	Rated Current (mA)	DC Resistance (ohm)	Q (min.)	Test Frequency (MHz)	Self Resonance Frequency (min.) (MHz)	EIA
LQP15MN1N0B02	1.0 ±0.1nH	500	400	0.1 max.	13	500	6000	0402
LQP15MN1N0W02	1.0 ±0.05nH	500	400	0.1 max.	13	500	6000	0402
LQP15MN1N1B02	1.1 ±0.1nH	500	390	0.1 max.	13	500	6000	0402
LQP15MN1N1W02	1.1 ±0.05nH	500	390	0.1 max.	13	500	6000	0402
LQP15MN1N2B02	1.2 ±0.1nH	500	390	0.1 max.	13	500	6000	0402
LQP15MN1N2W02	1.2 ±0.05nH	500	390	0.1 max.	13	500	6000	0402
LQP15MN1N3B02	1.3 ±0.1nH	500	280	0.2 max.	13	500	6000	0402
LQP15MN1N3W02	1.3 ±0.05nH	500	280	0.2 max.	13	500	6000	0402
LQP15MN1N4W02	1.4 ±0.05nH	500	280	0.2 max.	13	500	6000	0402
LQP15MN1N5B02	1.5 ±0.1nH	500	280	0.2 max.	13	500	6000	0402
LQP15MN1N5W02	1.5 ±0.05nH	500	280	0.2 max.	13	500	6000	0402
LQP15MN1N6B02	1.6 ±0.1nH	500	220	0.3 max.	13	500	6000	0402
LQP15MN1N6W02	1.6 ±0.05nH	500	220	0.3 max.	13	500	6000	0402
LQP15MN1N7W02	1.7 ±0.05nH	500	280	0.2 max.	13	500	6000	0402
LQP15MN1N8B02	1.8 ±0.1nH	500	280	0.2 max.	13	500	6000	0402
LQP15MN1N8W02	1.8 ±0.05nH	500	280	0.2 max.	13	500	6000	0402
LQP15MN1N9W02	1.9 ±0.05nH	500	220	0.3 max.	13	500	6000	0402
LQP15MN2N0B02	2.0 ±0.1nH	500	220	0.3 max.	13	500	6000	0402
LQP15MN2N0W02	2.0 ±0.05nH	500	220	0.3 max.	13	500	6000	0402
LQP15MN2N1W02	2.1 ±0.05nH	500	220	0.3 max.	13	500	6000	0402
LQP15MN2N2B02	2.2 ±0.1nH	500	220	0.3 max.	13	500	6000	0402
LQP15MN2N2W02	2.2 ±0.05nH	500	220	0.3 max.	13	500	6000	0402
LQP15MN2N3W02	2.3 ±0.05nH	500	220	0.3 max.	13	500	6000	0402
LQP15MN2N4B02	2.4 ±0.1nH	500	220	0.3 max.	13	500	6000	0402
LQP15MN2N4W02	2.4 ±0.05nH	500	220	0.3 max.	13	500	6000	0402
LQP15MN2N5W02	2.5 ±0.05nH	500	220	0.3 max.	13	500	6000	0402
LQP15MN2N6W02	2.6 ±0.05nH	500	220	0.3 max.	13	500	6000	0402
LQP15MN2N7B02	2.7 ±0.1nH	500	220	0.3 max.	13	500	6000	0402
LQP15MN2N7W02	2.7 ±0.05nH	500	220	0.3 max.	13	500	6000	0402
LQP15MN2N8W02	2.8 ±0.05nH	500	190	0.4 max.	13	500	6000	0402

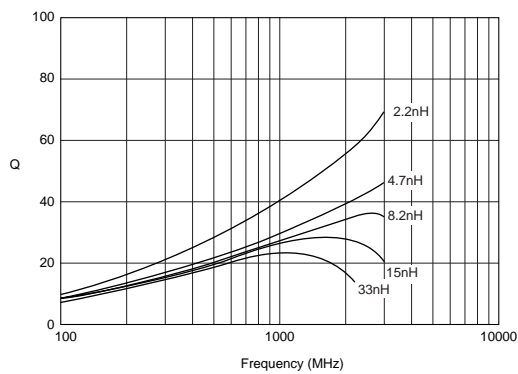
Continued on the following page.

Continued from the preceding page.

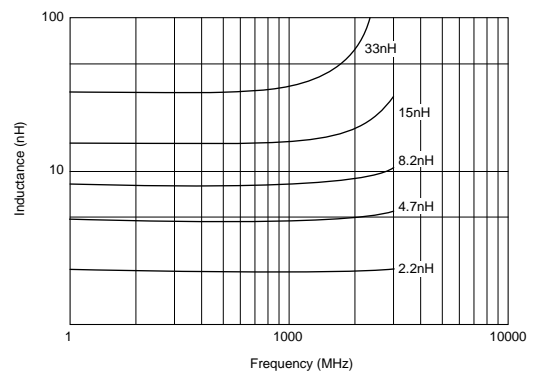
Part Number	Inductance (nH)	Test Frequency (MHz)	Rated Current (mA)	DC Resistance (ohm)	Q (min.)	Test Frequency (MHz)	Self Resonance Frequency (min.) (MHz)	EIA
LQP15MN2N9W02	2.9 ±0.05nH	500	190	0.4 max.	13	500	6000	0402
LQP15MN3N0B02	3.0 ±0.1nH	500	190	0.4 max.	13	500	6000	0402
LQP15MN3N0W02	3.0 ±0.05nH	500	190	0.4 max.	13	500	6000	0402
LQP15MN3N1W02	3.1 ±0.05nH	500	190	0.4 max.	13	500	6000	0402
LQP15MN3N2W02	3.2 ±0.05nH	500	190	0.4 max.	13	500	6000	0402
LQP15MN3N3B02	3.3 ±0.1nH	500	190	0.4 max.	13	500	6000	0402
LQP15MN3N3W02	3.3 ±0.05nH	500	190	0.4 max.	13	500	6000	0402
LQP15MN3N4W02	3.4 ±0.05nH	500	170	0.5 max.	13	500	6000	0402
LQP15MN3N5W02	3.5 ±0.05nH	500	170	0.5 max.	13	500	6000	0402
LQP15MN3N6B02	3.6 ±0.1nH	500	170	0.5 max.	13	500	6000	0402
LQP15MN3N6W02	3.6 ±0.05nH	500	170	0.5 max.	13	500	6000	0402
LQP15MN3N7W02	3.7 ±0.05nH	500	170	0.5 max.	13	500	6000	0402
LQP15MN3N8W02	3.8 ±0.05nH	500	170	0.5 max.	13	500	6000	0402
LQP15MN3N9B02	3.9 ±0.1nH	500	170	0.5 max.	13	500	6000	0402
LQP15MN3N9W02	3.9 ±0.05nH	500	170	0.5 max.	13	500	6000	0402
LQP15MN4N3B02	4.3 ±0.1nH	500	160	0.6 max.	13	500	6000	0402
LQP15MN4N7B02	4.7 ±0.1nH	500	160	0.6 max.	13	500	6000	0402
LQP15MN5N1B02	5.1 ±0.1nH	500	140	0.7 max.	13	500	6000	0402
LQP15MN5N6B02	5.6 ±0.1nH	500	140	0.7 max.	13	500	6000	0402
LQP15MN6N2B02	6.2 ±0.1nH	500	130	0.9 max.	13	500	6000	0402
LQP15MN6N8B02	6.8 ±0.1nH	500	130	0.9 max.	13	500	6000	0402
LQP15MN7N5B02	7.5 ±0.1nH	500	110	1.1 max.	13	500	5500	0402
LQP15MN8N2B02	8.2 ±0.1nH	500	110	1.1 max.	13	500	5500	0402
LQP15MN9N1B02	9.1 ±0.1nH	500	100	1.3 max.	13	500	4500	0402
LQP15MN10NG02	10 ±2%	500	100	1.3 max.	13	500	4500	0402
LQP15MN12NG02	12 ±2%	500	90	1.6 max.	13	500	3700	0402
LQP15MN15NG02	15 ±2%	500	90	1.8 max.	13	500	3300	0402
LQP15MN18NG02	18 ±2%	500	80	2.0 max.	13	500	3100	0402
LQP15MN22NG02	22 ±2%	500	70	2.6 max.	13	500	2800	0402
LQP15MN27NG02	27 ±2%	500	70	3.1 max.	13	500	2500	0402
LQP15MN33NG02	33 ±2%	500	60	3.8 max.	13	500	2100	0402

Operating Temp. Range : -40°C to +85°C

■ Q-Frequency Characteristics



■ Inductance-Frequency Characteristics



Continued on the following page. ↗

Continued from the preceding page.

Reference Data

E4991A+16197A

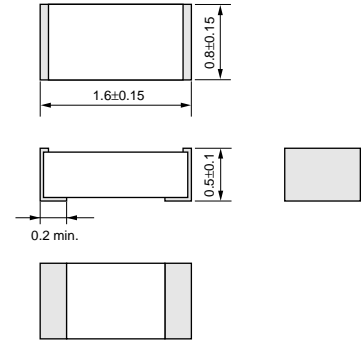
Part Number	Inductance (nH) (Typ.)					Q (Typ.)				
	800MHz	900MHz	1.8GHz	2.0GHz	2.4GHz	800MHz	900MHz	1.8GHz	2.0GHz	2.4GHz
LQP15MN1N0	1.0	1.0	1.0	1.0	1.0	50	55	73	76	85
LQP15MN1N1	1.1	1.1	1.1	1.1	1.1	44	47	70	76	83
LQP03TN1N2	1.2	1.2	1.2	1.2	1.2	43	47	69	76	82
LQP15MN1N3	1.3	1.3	1.3	1.3	1.3	39	43	56	60	65
LQP15MN1N4	1.4	1.4	1.4	1.4	1.4	39	41	51	54	58
LQP15MN1N5	1.5	1.5	1.5	1.5	1.5	38	40	49	51	54
LQP15MN1N6	1.6	1.6	1.6	1.6	1.6	26	28	37	39	42
LQP15MN1N7	1.7	1.7	1.7	1.7	1.7	37	40	48	49	53
LQP15MN1N8	1.8	1.8	1.8	1.8	1.8	35	37	46	49	52
LQP15MN1N9	1.9	1.9	1.9	1.9	1.9	34	36	46	49	52
LQP15MN2N0	2.0	2.0	2.0	2.0	2.0	34	36	47	50	53
LQP15MN2N1	2.1	2.1	2.1	2.1	2.1	35	37	47	49	53
LQP15MN2N2	2.2	2.2	2.2	2.2	2.2	36	38	48	51	56
LQP15MN2N3	2.3	2.3	2.3	2.3	2.3	36	38	47	49	53
LQP15MN2N4	2.4	2.4	2.4	2.4	2.4	35	37	47	49	52
LQP15MN2N5	2.5	2.5	2.5	2.5	2.5	35	37	47	49	53
LQP15MN2N6	2.6	2.6	2.6	2.6	2.6	35	37	47	49	52
LQP15MN2N7	2.7	2.7	2.7	2.7	2.7	35	37	48	49	53
LQP15MN2N8	2.8	2.8	2.8	2.8	2.8	35	37	47	49	53
LQP15MN2N9	2.9	2.9	2.9	2.9	2.9	33	35	44	46	49
LQP15MN3N0	3.0	3.0	3.0	3.0	3.0	29	31	41	44	48
LQP15MN3N1	3.1	3.1	3.1	3.1	3.1	28	29	39	42	45
LQP15MN3N2	3.2	3.2	3.2	3.2	3.2	27	28	35	36	38
LQP15MN3N3	3.3	3.3	3.3	3.3	3.4	28	29	38	39	43
LQP15MN3N4	3.4	3.4	3.4	3.4	3.5	28	29	37	39	41
LQP15MN3N5	3.5	3.5	3.5	3.5	3.6	28	29	37	38	40
LQP15MN3N6	3.6	3.6	3.6	3.7	3.7	27	28	35	39	41
LQP15MN3N7	3.7	3.7	3.7	3.8	3.8	27	28	35	38	41
LQP15MN3N8	3.8	3.8	3.8	3.9	3.9	28	29	38	39	42
LQP15MN3N9	3.9	3.9	3.9	4.0	4.0	28	29	37	38	41
LQP15MN4N3	4.3	4.3	4.3	4.4	4.5	28	30	38	40	42
LQP15MN4N7	4.7	4.7	4.8	4.9	5.1	28	29	38	39	41
LQP15MN5N1	5.1	5.1	5.2	5.3	5.5	26	28	36	38	40
LQP15MN5N6	5.6	5.6	5.8	6.0	6.2	23	25	32	33	34
LQP15MN6N2	6.2	6.2	6.5	6.6	6.9	23	25	32	33	34
LQP15MN6N8	6.8	6.8	7.1	7.4	7.7	24	26	33	34	35
LQP15MN7N5	7.5	7.5	7.9	8.2	8.6	24	25	32	33	34
LQP15MN8N2	8.2	8.2	8.7	9.0	9.5	24	25	32	33	34
LQP15MN9N1	9.1	9.1	9.8	10	11	23	25	31	32	33
LQP15MN10N	10	10	11	12	13	24	26	30	31	31
LQP15MN12N	12	12	13	14	16	25	26	29	29	28
LQP15MN15N	15	15	18	19	23	23	25	26	27	25
LQP15MN18N	18	18	23	-	-	22	23	24	-	-
LQP15MN22N	22	23	29	-	-	22	23	22	-	-
LQP15MN27N	28	28	38	-	-	22	23	21	-	-
LQP15MN33N	34	35	-	-	-	21	22	-	-	-

2

LQP18M Series

■ Features

1. Tight inductance tolerance (+0.2nH, +-2%) realized by Murata's original film technology. Various inductance values enable assembly with no tuning.
2. Small size of LQP18M series is suitable for small hand held equipment, especially for card size equipment.
3. High Q at high frequency range.
4. High self resonant frequency due to low stray capacitance and narrow inductance distribution provides stable inductance in high frequency circuits such as telecommunication equipment.
5. LQP18M_02: Does not contain lead.



(in mm)

■ Applications

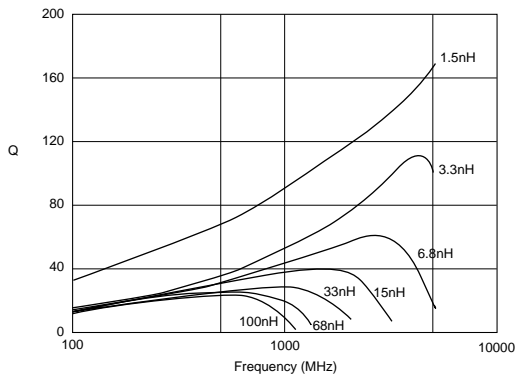
1. High frequency circuits of mobile phones such as PA, ANT, VCO, SAW, etc.
2. Mobile phones such as GSM, CDMA, PDC, etc.
3. "Bluetooth"
4. W-LAN
5. High frequency circuits in general

Part Number	Inductance (nH)	Test Frequency (MHz)	Rated Current (mA)	DC Resistance (ohm)	Q (min.)	Test Frequency (MHz)	Self Resonance Frequency (min.) (MHz)	EIA
LQP18MN1N3C02	1.3 ±0.2nH	500	300	0.3 max.	17	500	6000	0603
LQP18MN1N5C02	1.5 ±0.2nH	500	300	0.3 max.	17	500	6000	0603
LQP18MN1N8C02	1.8 ±0.2nH	500	250	0.4 max.	17	500	6000	0603
LQP18MN2N2C02	2.2 ±0.2nH	500	250	0.4 max.	17	500	6000	0603
LQP18MN2N7C02	2.7 ±0.2nH	500	250	0.4 max.	17	500	6000	0603
LQP18MN3N3C02	3.3 ±0.2nH	500	250	0.4 max.	17	500	6000	0603
LQP18MN3N9C02	3.9 ±0.2nH	500	200	0.5 max.	17	500	5900	0603
LQP18MN4N7C02	4.7 ±0.2nH	500	200	0.5 max.	17	500	5200	0603
LQP18MN5N6C02	5.6 ±0.2nH	500	200	0.6 max.	17	500	4700	0603
LQP18MN6N8C02	6.8 ±0.2nH	500	200	0.7 max.	17	500	4300	0603
LQP18MN8N2C02	8.2 ±0.2nH	500	150	0.8 max.	17	500	3600	0603
LQP18MN10NG02	10 ±2%	500	150	1.0 max.	17	500	3400	0603
LQP18MN12NG02	12 ±2%	500	150	1.0 max.	17	500	3000	0603
LQP18MN15NG02	15 ±2%	500	150	1.3 max.	17	500	2700	0603
LQP18MN18NG02	18 ±2%	500	100	1.5 max.	17	500	2300	0603
LQP18MN22NG02	22 ±2%	500	100	1.9 max.	17	500	2100	0603
LQP18MN27NG02	27 ±2%	500	100	2.4 max.	17	500	1900	0603
LQP18MN33NG02	33 ±2%	500	100	2.8 max.	17	500	1700	0603
LQP18MN39NG02	39 ±2%	500	100	2.8 max.	17	500	1400	0603
LQP18MN47NG02	47 ±2%	300	100	2.2 max.	17	300	1200	0603
LQP18MN56NG02	56 ±2%	300	50	3.4 max.	17	300	1000	0603
LQP18MN68NG02	68 ±2%	300	50	3.5 max.	17	300	900	0603
LQP18MN82NG02	82 ±2%	300	50	4.6 max.	17	300	800	0603
LQP18MNR10G02	100 ±2%	300	50	6.1 max.	17	300	700	0603

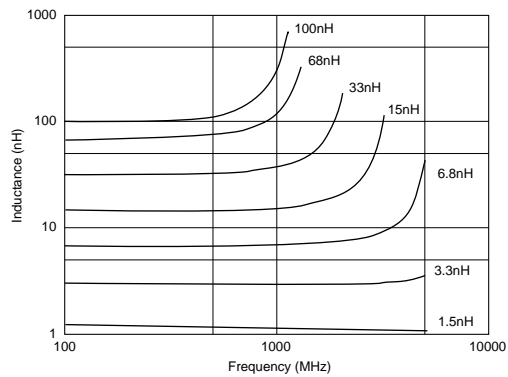
Operating Temp. Range : -40°C to +85°C

2

■ Q-Frequency Characteristics



■ Inductance-Frequency Characteristics



Mouser Electronics

Authorized Distributor

Click to View Pricing, Inventory, Delivery & Lifecycle Information:

Murata:

[LQP03TN0N6B00D](#) [LQP03TN0N6C00D](#) [LQP03TN0N7B00D](#) [LQP03TN0N8B00D](#) [LQP03TN0N8C00D](#)
[LQP03TN0N9B00D](#) [LQP03TN10NH00D](#) [LQP03TN10NJ00D](#) [LQP03TN12NH00D](#) [LQP03TN12NJ00D](#)
[LQP03TN15NJ00D](#) [LQP03TN18NH00D](#) [LQP03TN18NJ00D](#) [LQP03TN1N0B00D](#) [LQP03TN1N0C00D](#)
[LQP03TN1N1B00D](#) [LQP03TN1N2B00D](#) [LQP03TN1N2C00D](#) [LQP03TN1N3B00D](#) [LQP03TN1N5B00D](#)
[LQP03TN1N5C00D](#) [LQP03TN1N6B00D](#) [LQP03TN1N8B00D](#) [LQP03TN1N8C00D](#) [LQP03TN22NH00D](#)
[LQP03TN22NJ00D](#) [LQP03TN27NH00D](#) [LQP03TN27NJ00D](#) [LQP03TN2N0B00D](#) [LQP03TN2N2B00D](#)
[LQP03TN2N2C00D](#) [LQP03TN2N4B00D](#) [LQP03TN2N7B00D](#) [LQP03TN2N7C00D](#) [LQP03TN3N0B00D](#)
[LQP03TN3N3B00D](#) [LQP03TN3N3C00D](#) [LQP03TN3N6B00D](#) [LQP03TN3N9B00D](#) [LQP03TN3N9C00D](#)
[LQP03TN4N3H00D](#) [LQP03TN4N7H00D](#) [LQP03TN4N7J00D](#) [LQP03TN5N1H00D](#) [LQP03TN5N6H00D](#)
[LQP03TN5N6J00D](#) [LQP03TN6N2H00D](#) [LQP03TN6N8H00D](#) [LQP03TN6N8J00D](#) [LQP03TN7N5H00D](#)
[LQP03TN8N2H00D](#) [LQP03TN8N2J00D](#) [LQP03TN9N1H00D](#) [LQP15MN10NG00D](#) [LQP15MN10NG02D](#)
[LQP15MN12NG00D](#) [LQP15MN12NG02D](#) [LQP15MN15NG00D](#) [LQP15MN15NG02D](#) [LQP15MN18NG00D](#)
[LQP15MN18NG02D](#) [LQP15MN1N0B00D](#) [LQP15MN1N0B02D](#) [LQP15MN1N0W02D](#) [LQP15MN1N1B00D](#)
[LQP15MN1N1B02D](#) [LQP15MN1N1W02D](#) [LQP15MN1N2B00D](#) [LQP15MN1N2B02D](#) [LQP15MN1N2W02D](#)
[LQP15MN1N3B00D](#) [LQP15MN1N3B02D](#) [LQP15MN1N3W02D](#) [LQP15MN1N4W02D](#) [LQP15MN1N5B00D](#)
[LQP15MN1N5B02D](#) [LQP15MN1N5W02D](#) [LQP15MN1N6B00D](#) [LQP15MN1N6B02D](#) [LQP15MN1N6W02D](#)
[LQP15MN1N7W02D](#) [LQP15MN1N8B00D](#) [LQP15MN1N8B02D](#) [LQP15MN1N8W02D](#) [LQP15MN1N9W02D](#)
[LQP15MN22NG00D](#) [LQP15MN22NG02D](#) [LQP15MN27NG00D](#) [LQP15MN27NG02D](#) [LQP15MN2N0B00D](#)
[LQP15MN2N0B02D](#) [LQP15MN2N0W02D](#) [LQP15MN2N1W02D](#) [LQP15MN2N2B00D](#) [LQP15MN2N2B02D](#)
[LQP15MN2N2C00D](#) [LQP15MN2N2W02D](#) [LQP15MN2N3W02D](#) [LQP15MN2N4B00D](#) [LQP15MN2N4B02D](#)