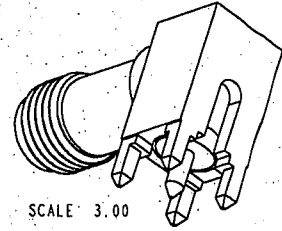


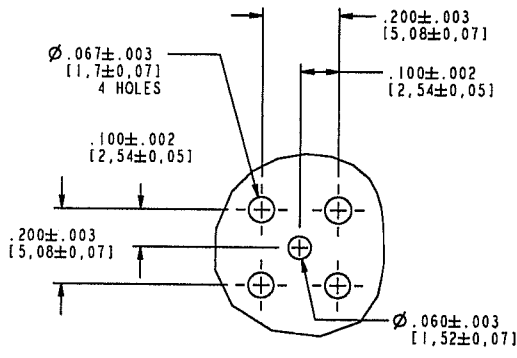
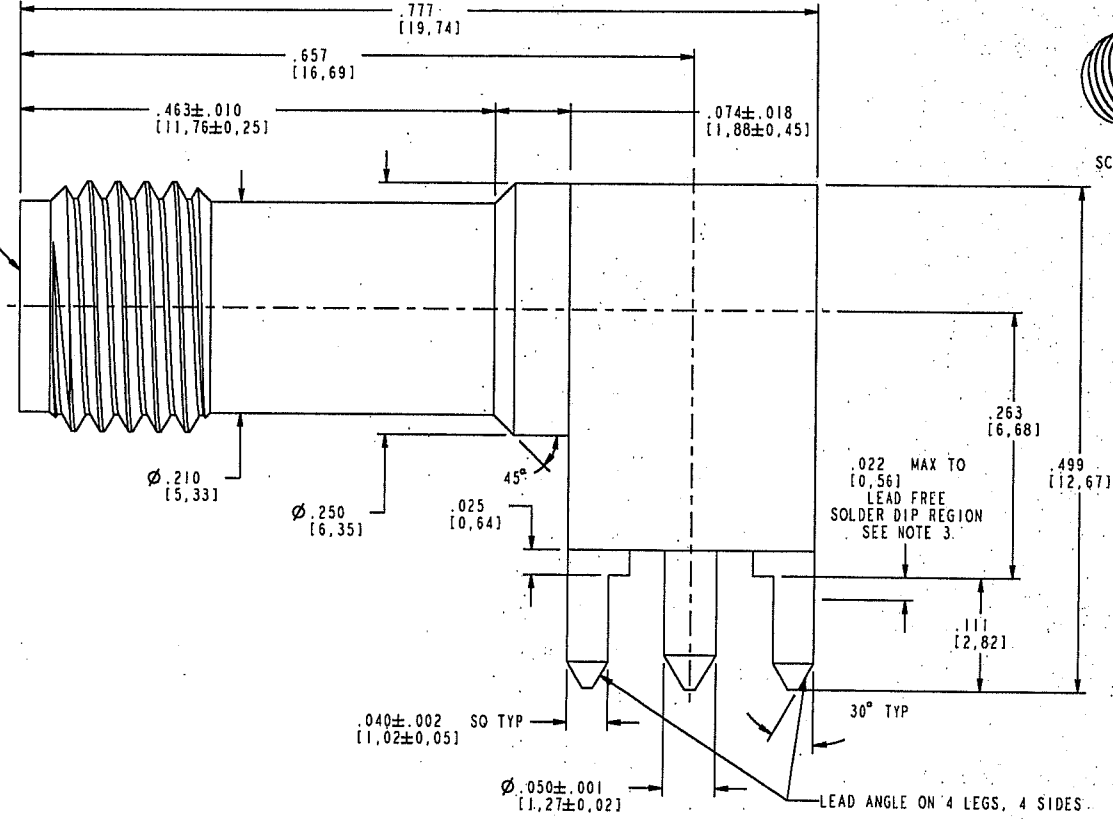
NOTES:

- MATERIALS AND FINISHES:
 BODY - BRASS, NICKEL PLATED
 CONTACT - BERYLLIUM COPPER, GOLD PLATED (.000050 MIN)
 INSULATOR - TFE FLUOROCARBON
- PACKAGING: BULK PACKED, 50 CONNECTORS IN AN ANTI-STATIC BAG.
- SOLDER POSTS ON BODY SHALL BE LEAD FREE SOLDER
 DIPPED TO DIMENSION SHOWN ON THE LENGTH OF
 THE .145 LEGS. SOLDER THICKNESS SHALL BE
 .0003 MIN PER MIL-STD-202 METHOD 208.
 DIAMETER OF LEGS TO BE .060 MAXIMUM.
 SOLDER SHALL NOT TOUCH BODY.
- ELECTRICAL:
 A. IMPEDANCE: 50 OHM
 B. FREQUENCY RANGE: DC - 12.4 GHz
- PHYSICAL:
 A. DURABILITY: 500 CYCLES, MIN.
 B. TEMPERATURE RANGE: -65° C TO +165° C

901-9917-3		REVISIONS			
DRAWING NO.	REV	DESCRIPTION	DATE	ECO	APPR
THIRD ANGLE PROJ.	A	RELEASE TO MFG.	10/9/02	44229	CPM
	C	REMOVE CONTACT SOLDER \ RD-DM09022001K	27-feb-09		



SCALE: 3.00



RECOMMENDED PCB HOLE PATTERN

CUSTOMER OUTLINE DRAWING
 ALL OTHER SHEETS ARE FOR INTERNAL USE ONLY

UNLESS OTHERWISE SPECIFIED, DIMENSIONS ARE IN INCHES AND TOLERANCES ARE: 2 PLACE DECIMAL ±.015 (0.381 mm) 3 PLACE DECIMAL ±.005 (0.127 mm) ANGLES ± 1°	MATERIAL	DRAWN	DATE	TITLE	Amphenol RF Danbury, CT, USA Tainan, Taiwan Shenzhen, China www.amphenolrf.com
		C. McGRATH	10/4/02	SMA JACK RIGHT ANGLE PC MOUNT	
NOTICE - These drawings, specifications, or other data (1) are, and remain the property of Amphenol Corp. (2) must be returned upon request; and (3) are confidential and not to be disclosed to any person other than those to whom they are given by Amphenol Corp. The furnishing of these drawings, specifications, or other data by Amphenol Corp., or to any other person to anyone for any purpose is not to be regarded by implication or otherwise in any manner licensing, granting rights or permitting such holder or any other person to manufacture, use or sell any product, process or design, patented or otherwise, that may in any way be related to or disclosed by said drawings, specifications, or other data.	REFERENCE	ENGINEER	DATE		SCALE: 8.0:1 SHEET 2 OF 2
	EAR 721 SIM TO 901-9917-2	O. BARTHELMES	10/4/02		
GEN# ASSYF11_SMA	APPROVED	O. BARTHELMES	DATE		REV
			10/9/02		C
	CAD FILE	CODE ID	DWG SIZE	DRAWING NO.	
	1:\SMA\901-9917-3	74868	B	901-9917-3	

Mouser Electronics

Authorized Distributor

Click to View Pricing, Inventory, Delivery & Lifecycle Information:

[Amphenol:](#)

[901-9917-3](#)