


# Manual Switches

## Power Duty Pushbutton


# AML31/32 Series

INCANDESCENT, NEON, OR NON-LIGHTED DISPLAY



Buttons ordered separately.

### CONTACT ARRANGEMENT



Electrical Data	page 19
Buttons	page 42
Lamps and LEDs	page 58
Accessories	pages 56, 57
Mounting Dimensions	page 60

### FEATURES

- UL recognized, CSA certified.
- AML31 lamp circuit independent of switch circuit.



\*AML31 Series: 2-pole.  
\*AML32 Series: 2-pole.

### AML31 ORDER GUIDE

AML31 accepts one incandescent lamp which can be furnished installed or ordered separately.

AML31 E	B	A	4	AC
<b>Housing Type</b> <b>Standard Bezel:</b> AML31E Rect. Non-Lighted AML31F Rect. 1 Lamp Ckt.  <b>Full Guard Bezel:</b> AML31K Rect. Non-Lighted AML31L Rect. 1 Lamp Ckt.	<b>Bezel Color</b> B Black	<b>Incandescent Lamp Type</b> A No Lamp Installed  B 6 V Lamp*  C 14 V Lamp*  E 28 V Lamp*	<b>Terminal Type</b> 4 .187 × .020 (Solder or Quick-Connect)	<b>Circuitry Codes</b> 2-Pole, Single-Throw Normally-Open, Form X: AD AC Alt. Mom. Action Action

\* Lamps will be installed per each lamp circuit specified in the Housing Type.

Example: **AML31EBA4AC**

Rectangular pushbutton switch housing, non-lighted; black bezel; .187 × .020 terminals; momentary action; 2-pole, single-throw, normally open, Form X.

Manuals

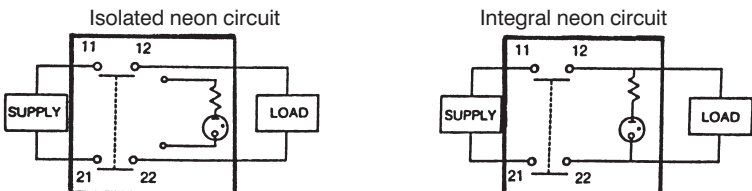
### AML32 ORDER GUIDE

AML32 has neon lamp wired to 125 or 250 VAC resistor.

AML32 F	B	C	7	AC
<b>Housing Type</b> <b>Standard Bezel:</b> AML32F Rect. 1 Neon Lamp  <b>Full Guard Bezel:</b> AML32L Rect. 1 Neon Lamp	<b>Bezel Color</b> B Black	<b>Neon Lamp Voltage/Color</b> <b>Red</b> B 125 VAC C 250 VAC  <b>Clear</b> K 125 VAC L 250 VAC  <b>Green</b> M 125 VAC P 250 VAC	<b>Terminal Type Lamp Circuit</b> 4 .187 × .020 (Solder or Quick-Connect) with isolated lamp circuit  7 .187 × .020 with integral lamp circuit	<b>Circuitry Codes</b> 2-Pole, Single-Throw Normally-Open, Form X: AD AC Alt. Mom. Action Action

Example: **AML32FBC7AC**

Rectangular pushbutton switch housing; black bezel; 250 volt, red neon lamp; .187 × .020 terminals with integral lamp circuit; momentary action; 2-pole, single-throw, normally open, Form X.



# Mouser Electronics

Authorized Distributor

Click to View Pricing, Inventory, Delivery & Lifecycle Information:

## Honeywell:

[AML31FBB4AC](#) [AML32FBP4AD-001](#) [AML32LBC4AD](#) [AML31EBA4AD](#) [AML31FBA4AD](#) [AML32FBB7AD](#)  
[AML31EBA4AC](#) [AML31FBA4AC](#) [AML31FBB4AD](#) [AML31FBE4AC](#) [AML31FBE4AD](#) [AML31KBA4AC](#) [AML31LBA4AC](#)  
[AML31LBB4AD](#) [AML31LBC4AD](#) [AML31LBE4AC](#) [AML32FBB4AC](#) [AML32FBB4AD](#) [AML32FBC4AD](#)  
[AML32FBC7AD](#) [AML32FBD4AC](#) [AML32FBD4AD](#) [AML32FBK4AC](#) [AML32FBK4AD](#) [AML32FBK7AD](#) [AML32FBL7AD](#)  
[AML32FBM4AC](#) [AML32FBM7AD](#) [AML32FBP4AD](#) [AML32FBP7AD](#) [AML32LBB7AD](#) [AML32LBC7AD](#)  
[AML32LBK7AD](#) [AML32LBP7AD](#) [AML31EBA4AD-001](#) [AML31FBE4AD-001](#)