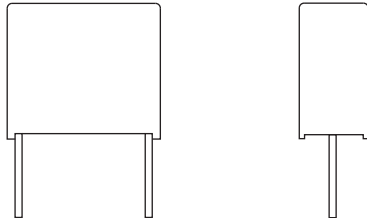




AC and Pulse Double Metallized Polypropylene Film Capacitors MMKP Radial Potted Type



FEATURES

- 7.5 mm to 37.5 mm lead pitch
- Material categorization:
for definitions of compliance please see www.vishay.com/doc?99912



RoHS
COMPLIANT
HALOGEN
FREE
GREEN
(5-2008)

APPLICATIONS

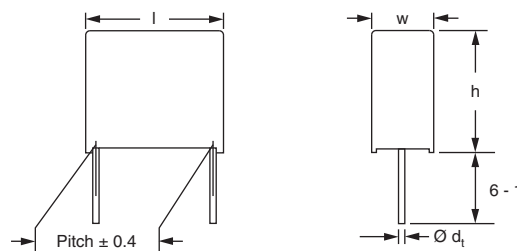
- High voltage, high current and high pulse operations
- Protection circuits in SMPS's, snubber and electronic ballast circuits

| QUICK REFERENCE DATA | |
|---|---|
| Rated DC voltage | 250 V _{DC} ; 400 V _{DC} ; 630 V _{DC} ; 1000 V _{DC} ; 1600 V _{DC} ; 2000 V _{DC} |
| Rated AC voltage | 160 V _{AC} ; 220 V _{AC} ; 250 V _{AC} ; 400 V _{AC} ; 600 V _{AC} ; 650 V _{AC} ; 700 V _{AC} |
| Capacitance range | 470 pF to 6.8 μF |
| Capacitance tolerance | ± 5 % |
| Climatic testing class acc. to EN 60068-1 | 55/100/56 |
| Maximum application temperature | 100 °C |
| Reference standards | IEC 60384-16 |
| Dielectric | Polypropylene film |
| Electrodes | Metallized |
| Construction | Internal series construction |
| Encapsulation | Plastic case, epoxy resin sealed, flame retardant, UL-class 94 V-0 |
| Leads | Tinned wire |
| Marking | C-value; tolerance; rated voltage; manufacturer's type; code for dielectric material; manufacturer location; manufacturer's logo; year and week |

Note

- For more detailed data and test requirements, contact dc-film@vishay.com

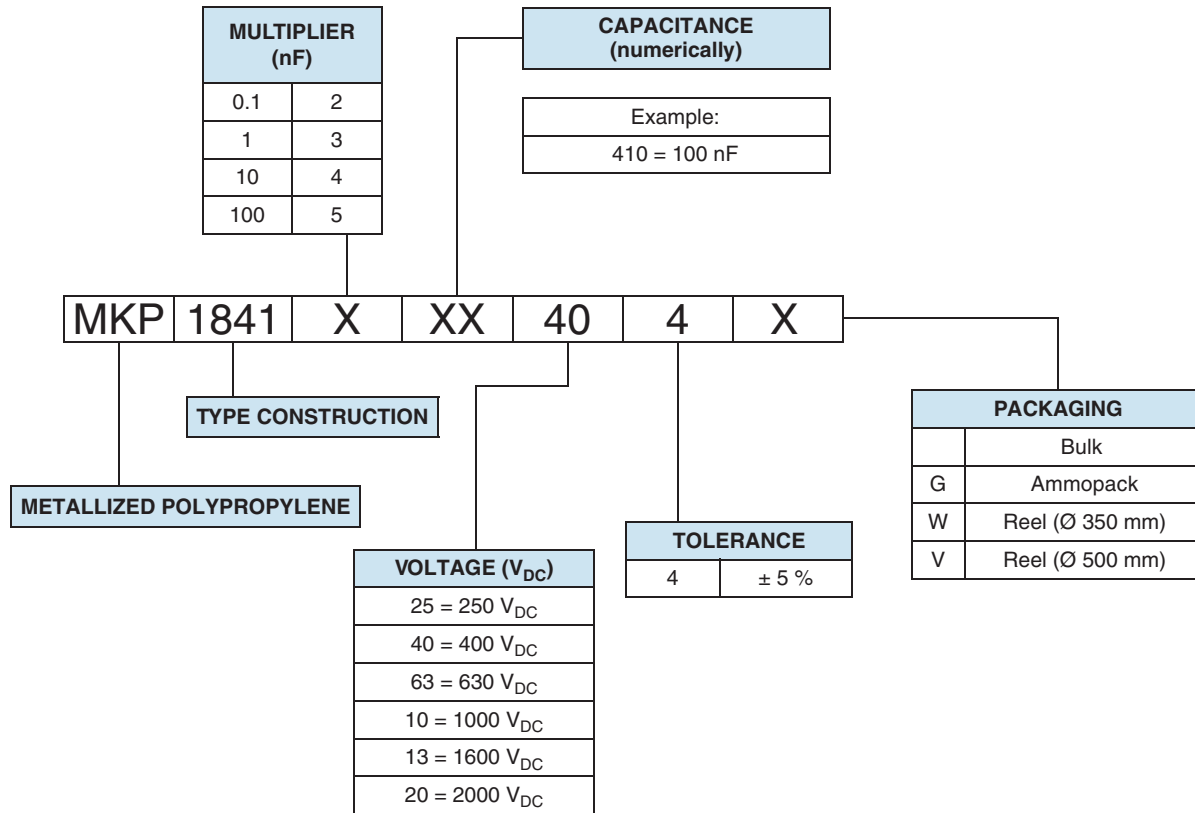
DIMENSIONS in millimeters



| PITCH | w | Ø dt |
|--------------|--------|------------|
| 7.5 | - | 0.5 ± 0.05 |
| 10 | - | 0.6 ± 0.06 |
| 15 | ≤ 6 | 0.6 ± 0.06 |
| 15 | > 6 | 0.8 ± 0.08 |
| 22.5 to 27.5 | - | 0.8 ± 0.08 |
| 37.5 | < 16.0 | 0.8 ± 0.08 |
| 37.5 | ≥ 16.0 | 1.0 ± 0.1 |



COMPOSITION OF CATALOG NUMBER



Note

- For detailed tape specifications refer to “Packaging Information” www.vishay.com/doc?28139 or end of catalog

| SPECIFIC REFERENCE DATA | | | | | | | |
|---|---|---------------------|---------------------|---------------------|------------------------|--------------------------------|-------------------------|
| DESCRIPTION | | | | | VALUE | | |
| Tangent of loss angle: C ≤ 0.1 μF 0.1 μF < C ≤ 1.0 μF C > 1.0 μF | | | | | at 1 kHz | at 10 kHz | at 100 kHz |
| | | | | | ≤ 5 x 10 ⁻⁴ | ≤ 10 x 10 ⁻⁴ | ≤ 15 x 10 ⁻⁴ |
| | | | | | ≤ 5 x 10 ⁻⁴ | ≤ 10 x 10 ⁻⁴ | - |
| | | | | | ≤ 5 x 10 ⁻⁴ | - | - |
| PITCH (mm) | MAXIMUM PULSE RISE TIME (dU/dt) _R [V/μs] | | | | | | |
| | 160 V _{DC} | 250 V _{DC} | 400 V _{DC} | 630 V _{DC} | 1000 V _{DC} | 1600 V _{DC} | 2000 V _{DC} |
| 7.5 | 1800 | 2200 | 3600 | 4500 | - | - | - |
| 10 | 820 | 1140 | 1840 | 2280 | - | - | - |
| 15 | 410 | 560 | 910 | 3430 | 6600 | 11 100 | 20 300 |
| 22.5 | 260 | 320 | 520 | 2120 | 2800 | 3800 | 6200 |
| 27.5 | 202 | 240 | 400 | 1524 | 2000 | 2680 | 4200 |
| 37.5 | 140 | 170 | 280 | 980 | 1280 | 1690 | 2600 |
| R between leads, for C ≤ 0.33 μF at 100 V; 1 min | | | | | | > 100 000 MΩ | |
| R between leads and case: 100 V; 1 min | | | | | | > 30 000 MΩ | |
| Withstanding (DC) voltage between leads and case | | | | | | 2840 V; 1 min | |
| Withstanding (DC) voltage (cut off current 10 mA) ⁽¹⁾ ; rise time ≤ 1000 V/s | | | | | | 1.6 x U _{RDC} ; 1 min | |
| Maximum application temperature | | | | | | 100 °C | |

Note

- ⁽¹⁾ See “Voltage Proof Test for Metalized Film Capacitors”: www.vishay.com/doc?28169



| ELECTRICAL DATA | | | | | | |
|-------------------------|--------------|---------------------|-----------------|-----------------|---------------------------|------|
| U _{RDC} (V) | CAP. (μF) | CAPACITANCE CODE | VOLTAGE CODE | V _{AC} | DIMENSIONS (w x h x l) | PCM |
| 160 | 0.010 | 310 | 16 | 100 | 4.5 x 9.5 x 10.0 | 7.5 |
| | 0.015 | 315 | | | 4.5 x 9.5 x 10.0 | 7.5 |
| | 0.022 | 322 | | | 4.0 x 10.0 x 12.5 | 10 |
| | 0.033 | 333 | | | 4.0 x 10.0 x 12.5 | 10 |
| | 0.047 | 347 | | | 5.0 x 11.0 x 12.5 | 10 |
| | 0.068 | 368 | | | 6.0 x 12.0 x 12.5 | 10 |
| | 0.10 | 410 | | | 5.0 x 11.0 x 17.5 | 15 |
| | 0.15 | 415 | | | 6.0 x 12.0 x 17.5 | 15 |
| | 0.22 | 422 | | | 7.0 x 13.5 x 17.5 | 15 |
| | 0.33 | 433 | | | 8.5 x 15.0 x 17.5 | 15 |
| | 0.47 | 447 | | | 8.5 x 18.0 x 26.0 | 22.5 |
| | 0.68 | 468 | | | 10.0 x 19.5 x 26.0 | 22.5 |
| | 1.0 | 510 | | | 12.0 x 22.0 x 26.0 | 22.5 |
| | 1.5 | 515 | | | 13.0 x 23.0 x 31.5 | 27.5 |
| | 2.2 | 522 | | | 18.0 x 28.0 x 31.5 | 27.5 |
| | 3.3 | 533 | | | 21.0 x 31.0 x 31.0 | 27.5 |
| 4.7 | 547 | 30.0 x 45.0 x 42.0 | 37.5 | | | |
| 250 | 0.0068 | 268 | 25 | 160 | 4.0 x 9.0 x 10.0 | 7.5 |
| | 0.010 | 310 | | | 4.5 x 9.5 x 10.0 | 7.5 |
| | 0.015 | 315 | | | 4.5 x 9.5 x 10.0 | 7.5 |
| | 0.022 | 322 | | | 4.0 x 10.0 x 12.5 | 10 |
| | 0.033 | 333 | | | 4.0 x 10.0 x 12.5 | 10 |
| | 0.047 | 347 | | | 5.0 x 11.0 x 12.5 | 10 |
| | 0.068 | 368 | | | 5.0 x 11.0 x 17.5 | 15 |
| | 0.10 | 410 | | | 5.0 x 11.0 x 17.5 | 15 |
| | 0.15 | 415 | | | 6.0 x 12.0 x 17.5 | 15 |
| | 0.22 | 422 | | | 8.5 x 15.0 x 17.5 | 15 |
| | 0.33 | 433 | | | 7.0 x 16.5 x 26.0 | 22.5 |
| | 0.47 | 447 | | | 8.5 x 18.0 x 26.0 | 22.5 |
| | 0.68 | 468 | | | 10.0 x 19.5 x 26.0 | 22.5 |
| | 1.0 | 510 | | | 11.0 x 21.0 x 31.0 | 27.5 |
| | 1.5 | 515 | | | 13.0 x 23.0 x 31.0 | 27.5 |
| | 2.2 | 522 | | | 18.0 x 28.0 x 31.5 | 27.5 |
| 3.3 | 533 | 21.0 x 31.0 x 31.0 | 27.5 | | | |
| 4.7 | 547 | 30.0 x 45.0 x 42.0 | 37.5 | | | |
| 400 | 0.0047 | 247 | 40 | 220 | 4.5 x 9.5 x 10.0 | 7.5 |
| | 0.0068 | 268 | | | 5.0 x 10.5 x 10.0 | 7.5 |
| | 0.010 | 310 | | | 4.0 x 10.0 x 12.5 | 10 |
| | 0.015 | 315 | | | 4.0 x 10.0 x 12.5 | 10 |
| | 0.022 | 322 | | | 4.0 x 10.0 x 12.5 | 10 |
| | 0.033 | 333 | | | 5.0 x 11.0 x 17.5 | 15 |
| | 0.047 | 347 | | | 5.0 x 11.0 x 17.5 | 15 |
| | 0.068 | 368 | | | 6.0 x 12.0 x 17.5 | 15 |
| | 0.10 | 410 | | | 7.0 x 13.5 x 17.5 | 15 |
| | 0.15 | 415 | | | 7.0 x 16.5 x 26.0 | 22.5 |
| | 0.22 | 422 | | | 8.5 x 18.0 x 26.0 | 22.5 |
| | 0.33 | 433 | | | 12.0 x 22.0 x 26.0 | 22.5 |
| | 0.47 | 447 | | | 13.0 x 23.0 x 31.0 | 27.5 |
| | 0.68 | 468 | | | 15.0 x 25.0 x 31.5 | 27.5 |
| | 1.0 | 510 | | | 14.5 x 24.5 x 41.5 | 37.5 |
| | 1.5 | 515 | | | 16.0 x 28.5 x 41.5 | 37.5 |
| 2.2 | 522 | 18.5 x 35.5 x 43.0 | 37.5 | | | |



| ELECTRICAL DATA | | | | | | |
|--------------------------------------|----------------------------|-----------------------------------|-------------------------------|-----------------------|---|------------|
| U_{RDC} (V) | CAP. (μF) | CAPACITANCE CODE | VOLTAGE CODE | V_{AC} | DIMENSIONS (w x h x l) | PCM |
| 630 | 0.00047 | 147 | 63 | 250 | 3.0 x 8.5 x 10.0 | 7.5 |
| | 0.00068 | 168 | | | 3.0 x 8.5 x 10.0 | 7.5 |
| | 0.0010 | 210 | | | 3.0 x 8.5 x 10.0 | 7.5 |
| | 0.0015 | 215 | | | 3.0 x 8.5 x 10.0 | 7.5 |
| | 0.0022 | 222 | | | 3.0 x 8.5 x 10.0 | 7.5 |
| | 0.0033 | 233 | | | 4.0 x 9.0 x 10.0 | 7.5 |
| 630 | 0.0047 | 247 | 63 | 400 | 5.0 x 11.0 x 17.5 | 15 |
| | 0.0068 | 268 | | | 5.0 x 11.0 x 17.5 | 15 |
| | 0.010 | 310 | | | 5.0 x 11.0 x 17.5 | 15 |
| | 0.015 | 315 | | | 5.0 x 11.0 x 17.5 | 15 |
| | 0.022 | 322 | | | 6.0 x 12.0 x 17.5 | 15 |
| | 0.033 | 333 | | | 6.0 x 15.5 x 26.0 | 22.5 |
| | 0.047 | 347 | | | 6.0 x 15.5 x 26.0 | 22.5 |
| | 0.068 | 368 | | | 7.0 x 16.5 x 26.0 | 22.5 |
| | 0.10 | 410 | | | 9.0 x 19.0 x 31.0 | 27.5 |
| | 0.15 | 415 | | | 11.0 x 21.0 x 31.0 | 27.5 |
| | 0.22 | 422 | | | 12.5 x 22.5 x 41.5 | 37.5 |
| | 0.33 | 433 | | | 14.5 x 24.5 x 41.5 | 37.5 |
| | 0.47 | 447 | | | 14.5 x 24.5 x 41.5 | 37.5 |
| | 0.68 | 468 | | | 16.0 x 28.5 x 41.5 | 37.5 |
| 1000 | 0.0022 | 222 | 10 | 600 | 5.0 x 11.0 x 17.5 | 15 |
| | 0.0033 | 233 | | | 5.0 x 11.0 x 17.5 | 15 |
| | 0.0047 | 247 | | | 6.0 x 12.0 x 17.5 | 15 |
| | 0.0068 | 268 | | | 7.0 x 13.5 x 17.5 | 15 |
| | 0.010 | 310 | | | 6.0 x 15.5 x 26.0 | 22.5 |
| | 0.015 | 315 | | | 7.0 x 16.5 x 26.0 | 22.5 |
| | 0.022 | 322 | | | 8.5 x 18.0 x 26.0 | 22.5 |
| | 0.033 | 333 | | | 10.0 x 19.5 x 26.0 | 22.5 |
| | 0.047 | 347 | | | 11.0 x 21.0 x 31.0 | 27.5 |
| | 0.068 | 368 | | | 13.0 x 23.0 x 31.0 | 27.5 |
| | 0.10 | 410 | | | 15.0 x 25.0 x 31.5 | 27.5 |
| | 0.15 | 415 | | | 12.5 x 22.5 x 41.5 | 37.5 |
| | 0.22 | 422 | | | 12.5 x 22.5 x 41.5 | 37.5 |
| | 0.33 | 433 | | | 14.5 x 24.5 x 41.5 | 37.5 |
| 0.47 | 447 | 16.0 x 28.5 x 41.5 | 37.5 | | | |



| ELECTRICAL DATA | | | | | | |
|-------------------------|--------------|---------------------|-----------------|-----------------|---------------------------|------|
| U _{RDC} (V) | CAP. (µF) | CAPACITANCE CODE | VOLTAGE CODE | V _{AC} | DIMENSIONS (w x h x l) | PCM |
| 1600 | 0.0010 | 210 | 13 | 650 | 5.0 x 11.0 x 17.5 | 15 |
| | 0.0015 | 215 | | | 5.0 x 11.0 x 17.5 | 15 |
| | 0.0022 | 222 | | | 5.0 x 11.0 x 17.5 | 15 |
| | 0.0033 | 233 | | | 6.0 x 15.5 x 26.0 | 22.5 |
| | 0.0047 | 247 | | | 6.0 x 15.5 x 26.0 | 22.5 |
| | 0.0068 | 268 | | | 6.0 x 15.5 x 26.0 | 22.5 |
| | 0.010 | 310 | | | 6.0 x 15.5 x 26.0 | 22.5 |
| | 0.015 | 315 | | | 7.0 x 16.5 x 26.0 | 22.5 |
| | 0.022 | 322 | | | 8.5 x 18.0 x 26.0 | 22.5 |
| | 0.033 | 333 | | | 9.0 x 19.0 x 31.0 | 27.5 |
| | 0.047 | 347 | | | 11.0 x 21.0 x 31.0 | 27.5 |
| | 0.068 | 368 | | | 12.5 x 22.5 x 41.5 | 37.5 |
| | 0.10 | 410 | | | 12.5 x 22.5 x 41.5 | 37.5 |
| | 0.15 | 415 | | | 16.0 x 28.5 x 41.5 | 37.5 |
| | 0.22 | 422 | | | 18.0 x 32.5 x 41.5 | 37.5 |
| 2000 | 0.00047 | 147 | 20 | 700 | 5.0 x 11.0 x 17.5 | 15 |
| | 0.00068 | 168 | | | 5.0 x 11.0 x 17.5 | 15 |
| | 0.0010 | 210 | | | 6.0 x 15.5 x 26.0 | 22.5 |
| | 0.0015 | 215 | | | 6.0 x 15.5 x 26.0 | 22.5 |
| | 0.0022 | 222 | | | 6.0 x 15.5 x 26.0 | 22.5 |
| | 0.0033 | 233 | | | 6.0 x 15.5 x 26.0 | 22.5 |
| | 0.0047 | 247 | | | 6.0 x 15.5 x 26.0 | 22.5 |
| | 0.0068 | 268 | | | 7.0 x 16.5 x 26.0 | 22.5 |
| | 0.010 | 310 | | | 8.5 x 18.0 x 26.0 | 22.5 |
| | 0.015 | 315 | | | 9.0 x 19.0 x 31.0 | 27.5 |
| | 0.022 | 322 | | | 11.0 x 21.0 x 31.0 | 27.5 |
| | 0.033 | 333 | | | 11.0 x 21.0 x 31.0 | 27.5 |
| | 0.047 | 347 | | | 12.5 x 22.5 x 41.5 | 37.5 |
| | 0.068 | 368 | | | 12.5 x 22.5 x 41.5 | 37.5 |
| | 0.10 | 410 | | | 14.5 x 24.5 x 41.5 | 37.5 |

| RECOMMENDED PACKAGING | | | | | | | |
|-----------------------|----------------------|--------------------|--------------------------|---------------------------|-----------|---------------------|-------------|
| LETTER CODE | TYPE OF PACKAGING | HEIGHT (H) (mm) | REEL DIAMETER (mm) | ORDERING CODE EXAMPLES | PCM 15 | PCM 22.5 TO 27.5 | PCM 37.5 |
| G | Ammo | 18.5 | S ⁽¹⁾ | MKP1841315635G | X | - | - |
| W | Reel | 18.5 | 350 | MKP1841315635W | X | - | - |
| V | Reel | 18.5 | 500 | MKP1841410105V | X | X | - |
| G | Ammo | 18.5 | L ⁽²⁾ | MKP1841410105G | - | X | - |
| - | Bulk | - | - | MKP1841447105 | X | X | X |

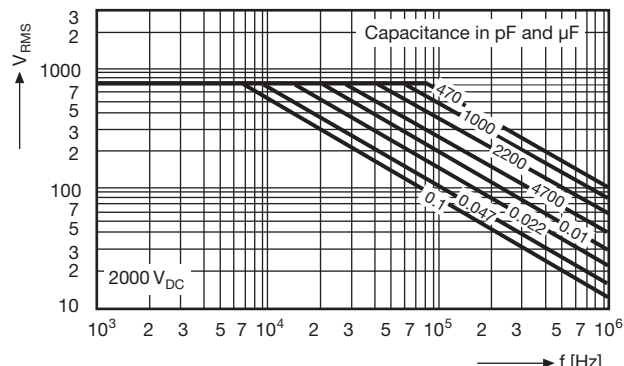
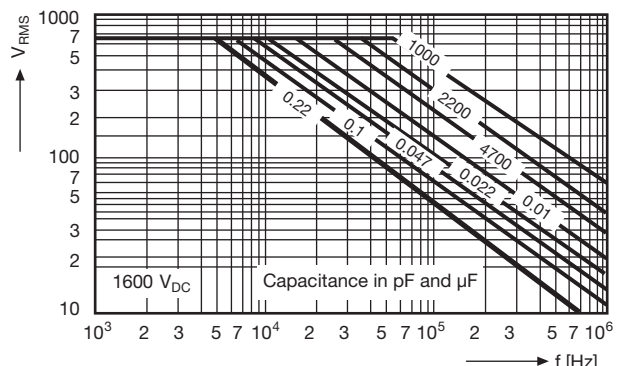
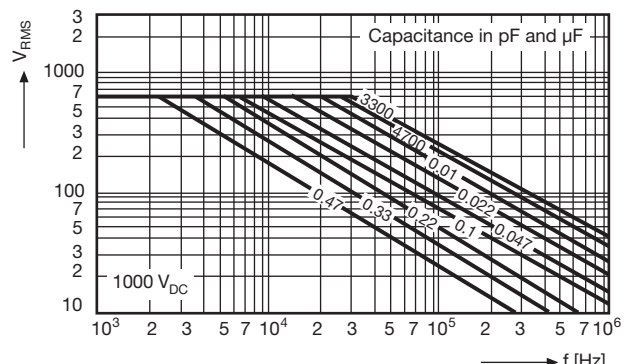
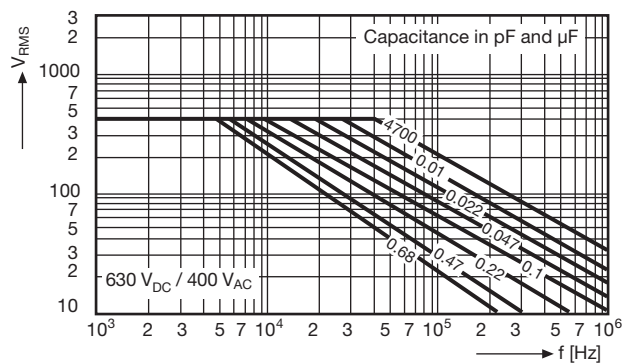
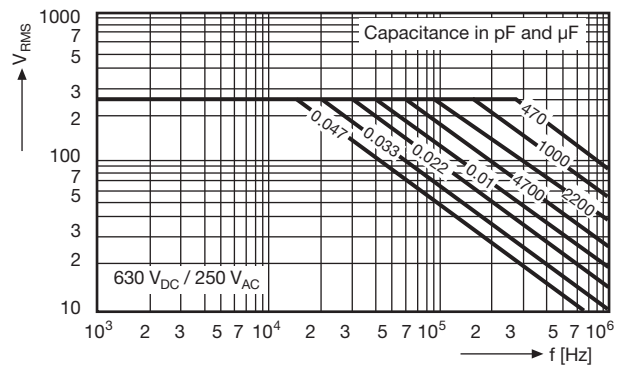
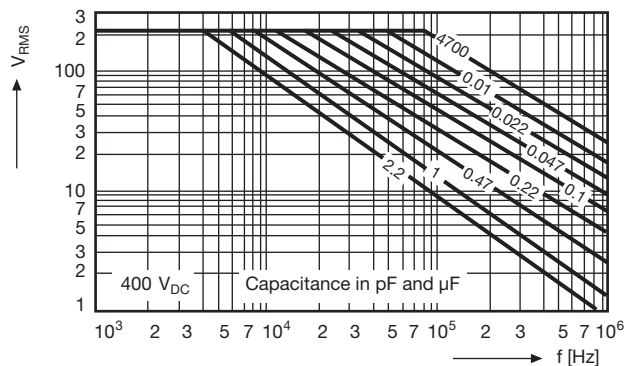
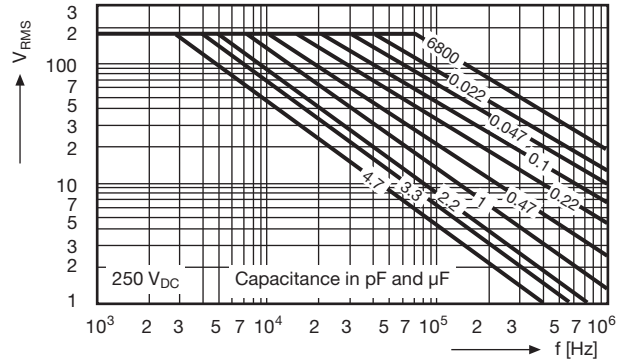
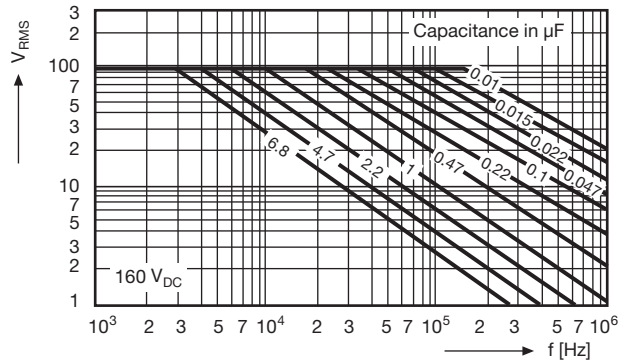
Notes

⁽¹⁾ S = box size 55 mm x 210 mm x 340 mm (W x H x L)

⁽²⁾ L = box size 60 mm x 510 mm x 360 mm (W x H x L)



PERMISSIBLE AC VOLTAGE VS. FREQUENCY





Disclaimer

ALL PRODUCT, PRODUCT SPECIFICATIONS AND DATA ARE SUBJECT TO CHANGE WITHOUT NOTICE TO IMPROVE RELIABILITY, FUNCTION OR DESIGN OR OTHERWISE.

Vishay Intertechnology, Inc., its affiliates, agents, and employees, and all persons acting on its or their behalf (collectively, "Vishay"), disclaim any and all liability for any errors, inaccuracies or incompleteness contained in any datasheet or in any other disclosure relating to any product.

Vishay makes no warranty, representation or guarantee regarding the suitability of the products for any particular purpose or the continuing production of any product. To the maximum extent permitted by applicable law, Vishay disclaims (i) any and all liability arising out of the application or use of any product, (ii) any and all liability, including without limitation special, consequential or incidental damages, and (iii) any and all implied warranties, including warranties of fitness for particular purpose, non-infringement and merchantability.

Statements regarding the suitability of products for certain types of applications are based on Vishay's knowledge of typical requirements that are often placed on Vishay products in generic applications. Such statements are not binding statements about the suitability of products for a particular application. It is the customer's responsibility to validate that a particular product with the properties described in the product specification is suitable for use in a particular application. Parameters provided in datasheets and / or specifications may vary in different applications and performance may vary over time. All operating parameters, including typical parameters, must be validated for each customer application by the customer's technical experts. Product specifications do not expand or otherwise modify Vishay's terms and conditions of purchase, including but not limited to the warranty expressed therein.

Except as expressly indicated in writing, Vishay products are not designed for use in medical, life-saving, or life-sustaining applications or for any other application in which the failure of the Vishay product could result in personal injury or death. Customers using or selling Vishay products not expressly indicated for use in such applications do so at their own risk. Please contact authorized Vishay personnel to obtain written terms and conditions regarding products designed for such applications.

No license, express or implied, by estoppel or otherwise, to any intellectual property rights is granted by this document or by any conduct of Vishay. Product names and markings noted herein may be trademarks of their respective owners.