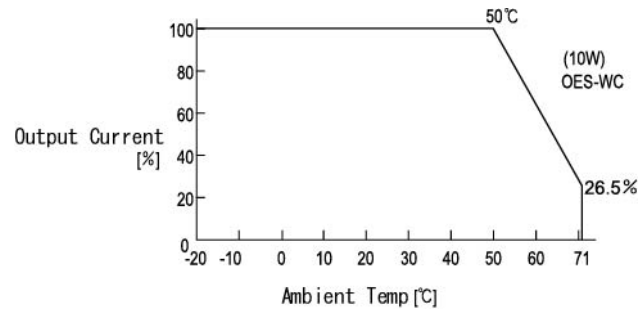


10 WATT DC-DC CONVERTER

**OES- SC / WC 1224
SINGLE/ DUAL CHANNEL**

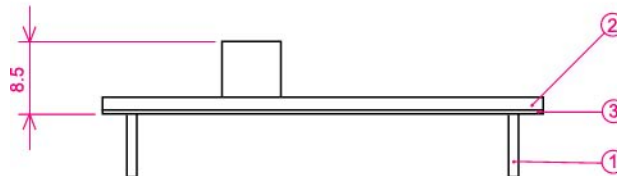
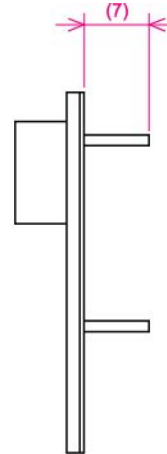
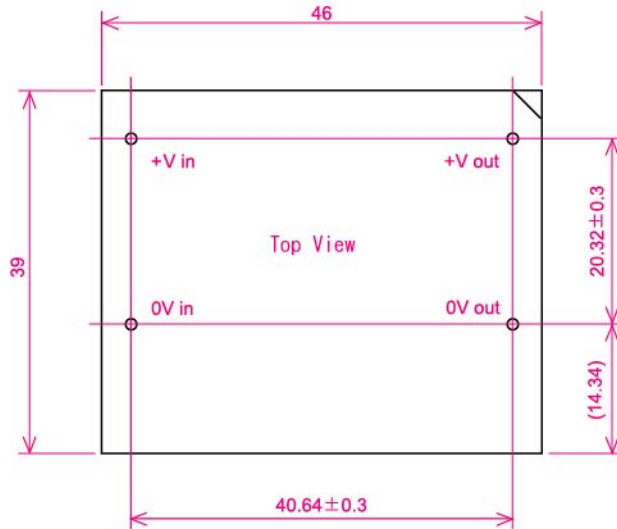
Specifications OES**SC/WC1224 10WATTS/SINGLE/2 OUTPUT	Model											
	OES05SC1224	OES12SC1224	OES15SC1224	OES24SC1224	OES22WC1224	OES23WC1224						
Input Characteristic												
Input Voltage DC[V]	12	24	12	24	12	24	12	24	12	24	12	24
Input Range DC[V]	8-32											
Inrush Current [A]	Not specified											
Input Range												
at no load [mA](typical)	50	41	53	45	55	43	65	50	62	48	66	52
at full load[mA](typical)	1039	532	1111	569	1067	546	1071	548	1125	576	1067	546
Line Back Noise [mVp-p](typical)	300	200	300	200	300	200	300	200	300	200	300	200
Efficiency [%] (typical) *1	80	78	81	79	82	80	84	82	80	78	85	84

Derating Diagram



Specifications OES**SC/WC1224 10WATTS/SINGLE/2 OUTPUT	Model							
	OES05SC1224	OES12SC1224	OES15SC1224	OES24SC1224	OES22WC1224		OES23WC1224	
Output Voltage [V]	5	12	15	24	+12	-12	+15	-15
Output Current [A]	2	0.9	0.7	0.45	0.45	0.45	0.35	0.35
Voltage Tolerance +/-[mV](maximum) *2	100	240	300	480	240		300	
Ripple and Noise [mVp-p](maximum) *3	100							
Regulation								
a.Static Line Regulation [mV](maximum)	25	60	75	120	60		75	
b.Dynamic Line Regulation +/-[mV](maximum) *4	200	360	450	750	+360	-360	+450	-450
c.Static Load Regulation +/-[mV](maximum) *5	25	60	75	120	60		75	
+/-[mV](maximum) *6					+1200	-1200	+1500	-1500
+/-[mV](maximum) *7								
d.Temperature Coefficient *8	0.03%/°C(maximum)							
e.Drift[mV](maximum) *9	45	75	90	135	75		90	
f.Dynamic Load Regulation +/- [mV](maximum) *10	200	360	450	750	+720	-720	+900	-900
g.Recovery Time *4,*10	1mS(typical)							
Rise up time	500ms(typical) at rated input/output							
Hold up time	Not specified							
Functions								
Overcurrent Protection	Current Limiting with automatic recovery							
>=110% of Rated Output Current [A]	2.2	0.99	0.77	0.495	0.495	0.495	0.385	0.385
Overvoltage Protection	Not available							
Remote Sence	Not available							
Trimming of output voltage[mV]	Not available							
Input Fuse	Installed							
Environmental								
Operating Temperature								
(derating)	3.5%/°C(50°C to 71°C) (out of warranty >= 71°C)							
Operating Humidity	20-90%/RH(non-condensing)							
Storage Temperature	-20 to +85°C							
Storage Humidity	20 to 90%/RH(non-condensing)							
Withstanding Voltage	Primary-Secondary AC500V for 1minute							
Isolation Resistance	Primary-Secondary 50MΩ(minimum) by DC500V insulation tester							
Capacitance(input-output) [pF](typical)	2200							
Vibration	5-10Hz:10mm double amplitude,10-55Hz:2G,20minutes' period for 60minutes each along X,Y,Z axes(non-operating)							
Shock	30G							
Cooling	Convection							
Weight (typical)	open board type:14g							

Dimension Diagram



① 1.0DIA PIN Material:BsB 2700 1/2H
Solder Plating

② Double-sided PCB FR4t=1.0

③ t=0.5 Insulator V0

*Tolerance ±0.5

Mouser Electronics

Authorized Distributor

Click to View Pricing, Inventory, Delivery & Lifecycle Information:

[ETA-USA:](#)

[OES23WC1224](#) [OES22WC1224](#) [OES05SC1224](#) [OES15SC1224](#) [OES24SC1224](#) [OES12SC1224](#)