

THIS DRAWING IS UNPUBLISHED.

RELEASED FOR PUBLICATION

© COPYRIGHT - By -

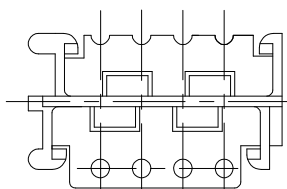
ALL RIGHTS RESERVED.

LOC ES DIST 00

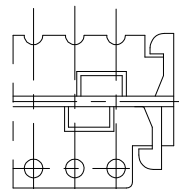
REVISIONS

P	LTR	DESCRIPTION	DATE	DWN	APVD
B2		REVISED PER ECO-11-005033	06APR11	RK	HMR

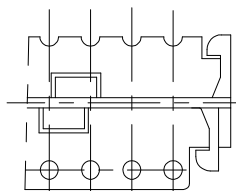
8P



28P, 22P, 16P

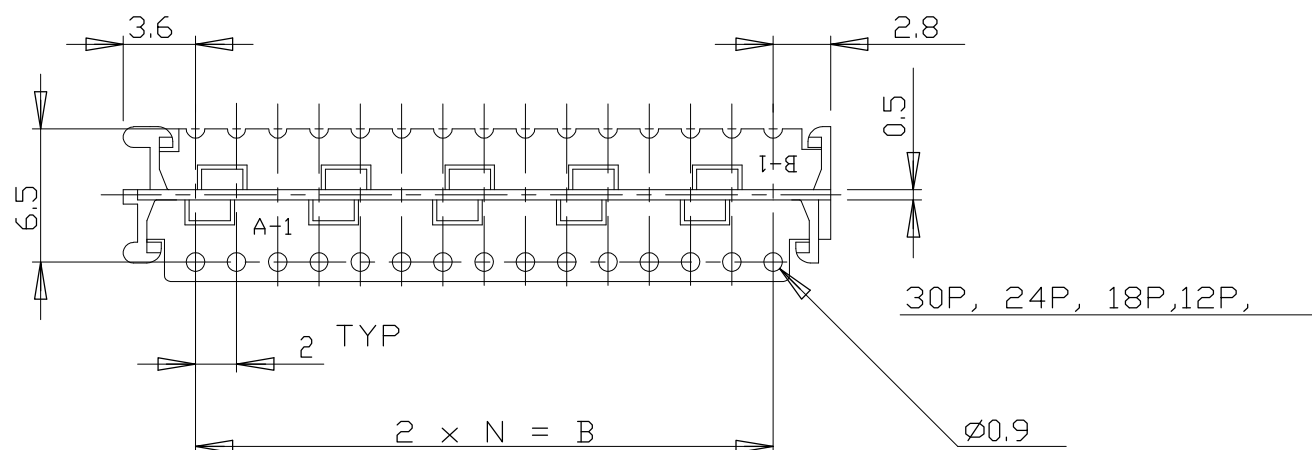


26P, 20P

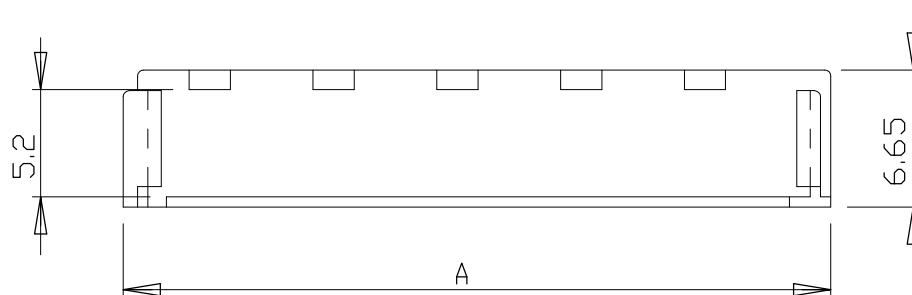
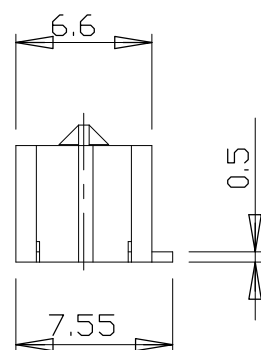


NOTE

1. CONNECTOR P/N : X-173977-X(REC)



30P, 24P, 18P, 12P,



34.3	28.0	14	30	3-175133-0
32.3	26.0	13	28	2- -8
30.3	24.0	12	26	2- -6
28.3	22.0	11	24	2- -4
26.3	20.0	10	22	2- -2
24.3	18.0	9	20	2- -0
22.3	16.0	8	18	1- -8
20.3	14.0	7	16	1- -6
16.3	10.0	5	12	1- -2
12.3	6.0	3	8	0-175133-8
A	B	N	POS	P/N

THIS DRAWING IS A CONTROLLED DOCUMENT.

DWN Y. KODAIRA 10AUG90

CHK H. KANAI 12SEP90

APVD R. NISHIMURA 13SEP90

PRODUCT SPEC

APPLICATION SPEC

WEIGHT -

CUSTOMER DRAWING



NAME

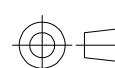
HOLDER CT DOUBLE ROW CONN.

SIZE A3 CAGE CODE 00779 DRAWING NO C-175133 RESTRICTED TO -

SCALE NTS SHEET 1 OF 1 REV B2

DIMENSIONS: mm

TOLERANCES UNLESS OTHERWISE SPECIFIED:



0 PLC	± -
1 PLC	± -
2 PLC	± -
3 PLC	± -
4 PLC	± -
ANGLES	± 3'
FINISH	-

MATERIAL 66NYLON

GENERAL TOLERANCE

10 ≥ * ± 0.2
30 ≥ * ≥ 10 ± 0.25
100 ≥ * ≥ 30 ± 0.3

Mouser Electronics

Authorized Distributor

Click to View Pricing, Inventory, Delivery & Lifecycle Information:

[TE Connectivity:](#)

[2-175133-8](#)