THIS DRAWING IS UNPUBLISHED. RELEASED FOR PUBLICATION -,- .
© COPYRIGHT - By - ALL RIGHTS RESERVED.

LOC	DIST
AD	00

REVISIONS

P	LTR	DESCRIPTION	DATE	DWN	APVD
	U2	REVISED PER ECO-11-004587	11MAR11	RK	HMR

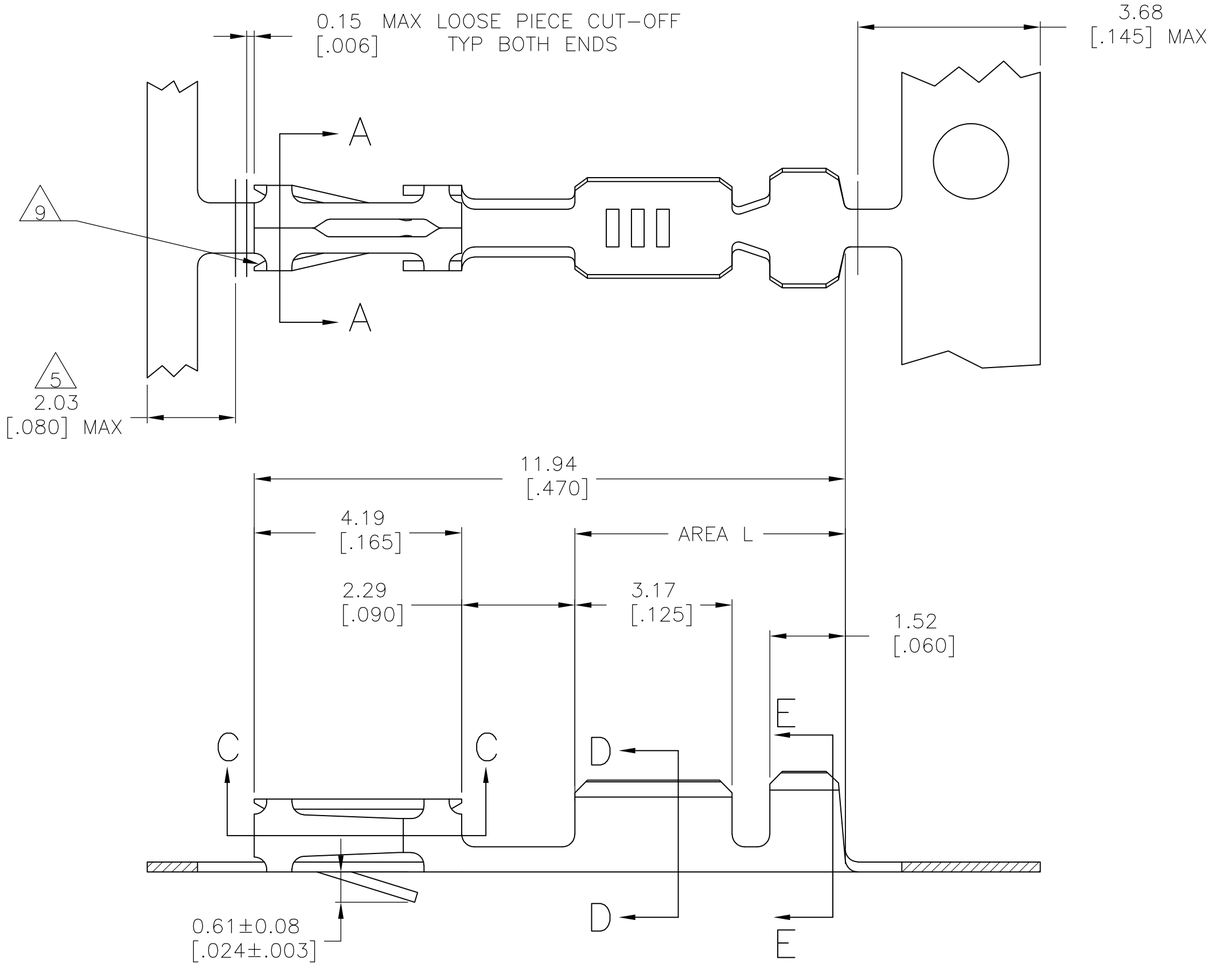

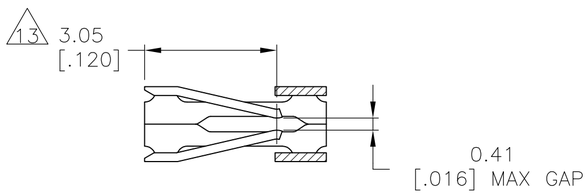

SECTION C-C

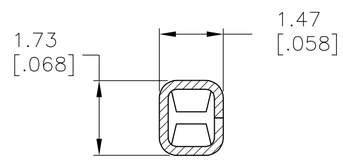

SECTION A-A

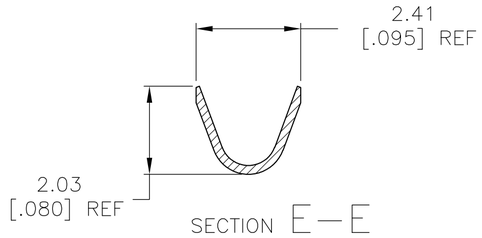

SECTION E-E

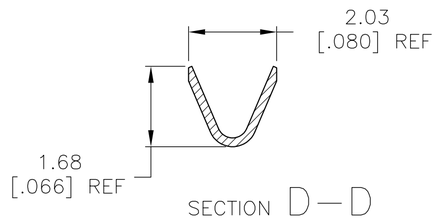

SECTION D-D

WIRE SIZE #20-#24

1. GOLD FLASH OVER 0.00127[.000050] NICKEL,.000762[.000030] GOLD ON CONTACT AREA.
2. GOLD FLASH OVER 0.00127[.000050] NICKEL,.000381[.000015] GOLD ON CONTACT AREA.
3. PREPLATED .00127-.00381 (.000050-.000150) BRIGHT TIN.
4. REELED FOR MINI APPLICATOR.
5. GOLD PLATING NOT REQUIRED - THIS AREA.
6. REELED FOR STANDARD APPLICATOR
7. 0.000127[.000050] NICKEL OVER ENTIRE CONTACT, 0.000381[.000015] GOLD IN CONTACT AREA.
8. SHEARED EDGES ARE PERMITTED TO BE UNPLATED.
9. CUT OUTS ON BOX AT MANUFACTURER'S OPTION.
10. 0.000381[.000015] GOLD IN CONTACT AREA. 0.00254-0.00508[..000100-.000200] BRIGHT TIN-LEAD IN AREA L, ALL OVER 0.000127[.000050] NICKEL.
11. 0.000762[.000030] GOLD IN CONTACT AREA. 0.00254-0.00508[..000100-.000200] BRIGHT TIN-LEAD IN AREA L, ALL OVER 0.000127[.000050] NICKEL.
12. OBSOLETE PART NUMBER.
13. POINT OF MEASUREMENT FOR PLATING THICKNESS(INSIDE BEAMS).
14. 0.000127[.000050] NICKEL OVER ENTIRE CONTACT, 0.000762[.000030] GOLD IN CONTACT AREA.
15. .000015 GOLD IN CONTACT AREA. .000100-.000200 BRIGHT TIN IN AREA L, ALL OVER .000050 NICKEL.
16. 0.000762[.000030] GOLD IN CONTACT AREA. 0.00254-0.00508[..000100-.000200] MATTE TIN IN AREA L, ALL OVER 0.000127[.000050] NICKEL.
17. OBSOLETE PARTS: OBSOLETE CIS STREAMLININGPERD.RENAUD/D.SINISI

	DESCRIPTION	FINISH	PART NUMBER
	LOOSE PIECE	8 16	6-87523-9
	REELED 4	8 16	6-87523-8
	LOOSE PIECE	5 15	2-87523-4
	REELED 4	8 15	2-87523-3
17 OBSOLETE	REELED 6	8 7	~~2-87523-2~~
	REELED 6	8 14	2-87523-1
	LOOSE PIECE	8 11	1-87523-9
	REELED 4	8 11	1-87523-8
	LOOSE PIECE	8 10	1-87523-6
	REELED 4	8 10	1-87523-5
OBSOLETE	LOOSE PIECE	7 8	1-87523-4
OBSOLETE	REELED 4	7 8	1-87523-3
OBSOLETE	REELED 6	3	1-87523-0
OBSOLETE	REELED 6	2 5	87523-9
OBSOLETE	REELED 6	1 5	87523-8
	LOOSE PIECE	2 5	87523-7
	LOOSE PIECE	3	87523-6
	REELED 4	3	87523-5
	REELED 4	2 5	87523-4
	LOOSE PIECE	1 5	87523-3
	REELED 4	1 5	87523-2

87523

THIS DRAWING IS A CONTROLLED DOCUMENT.

DIMENSIONS: mm [INCHES]

TOLERANCES UNLESS OTHERWISE SPECIFIED:
0 PLC ± -
1 PLC ± -
2 PLC ± 0.13[.005]
3 PLC ± -
4 PLC ± -
ANGLES ± -

MATERIAL: CU-SN-P, ALY 521
FINISH: SEE TABLE

DWN E.BRANDBERG 5-5-94
CHK B. STAUCH 5-5-94
APVD B.STAUCH 5-5-94
PRODUCT SPEC —
APPLICATION SPEC —
WEIGHT —

TE Connectivity

NAME: CONTACT, MOD IV CRIMP SNAP-IN RECEPTACLE

SIZE A2 | CAGE CODE 00779 | DRAWING NO C-87523 | RESTRICTED TO —

CUSTOMER DRAWING | SCALE 10:1 | SHEET 1 OF 1 | REV U2

Mouser Electronics

Authorized Distributor

Click to View Pricing, Inventory, Delivery & Lifecycle Information:

TE Connectivity:
87523-2