THIS DRAWING IS UNPUBLISHED. RELEASED FOR PUBLICATION
© COPYRIGHT BY TYCO ELECTRONICS CORPORATION. ALL RIGHTS RESERVED.

PART NUMBER	REV	FIRST USED
680874 −1	E	122500−1
680874 −2	E	565435−5
680874 −3	E	354500−1

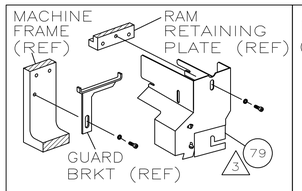

AMP−O−LECTRIC TM TERM GUARD

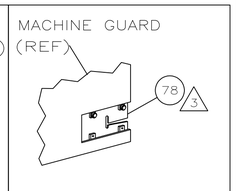

G TERMINATOR GUARD

TERMINAL NAME: TERMINAL SOCKET

AMP		MFG
		286833
286833		12084912

CRIMP DATA (NON−AMP TERMINAL−AMP SPEC)

PAD LTR	CRIMP HEIGHT	WIRE SIZE
A	.053 ±.002 [1.34 ±0.05mm]	18
B	NOT	USED
C	NOT	USED
D	NOT	USED

CRIMP	SIZE	TYPE	RANGE
WIRE	.070 [1.78mm]	F	18
INSUL	.080 [2.03mm]	F	.080 MAX

WIRE STRIP LENGTH	TERM APPL SPEC	FEED	APPL INSTRUCTION	SET UP GAGE	LAYOUT
.1875−.219	NONE	.315	408−8040	458637−1	L2282

LOC	DIST
A	66

REVISIONS

P	LTR	DESCRIPTION	DATE	DWN	APVD
	E	ECR−07−010264	5−2007	MY	TE

−1	LEADMAKER	MECH POST FEED
−2	BENCH MODEL K	MECH PRE FEED
−3	BENCH MODEL G	MECH PRE FEED

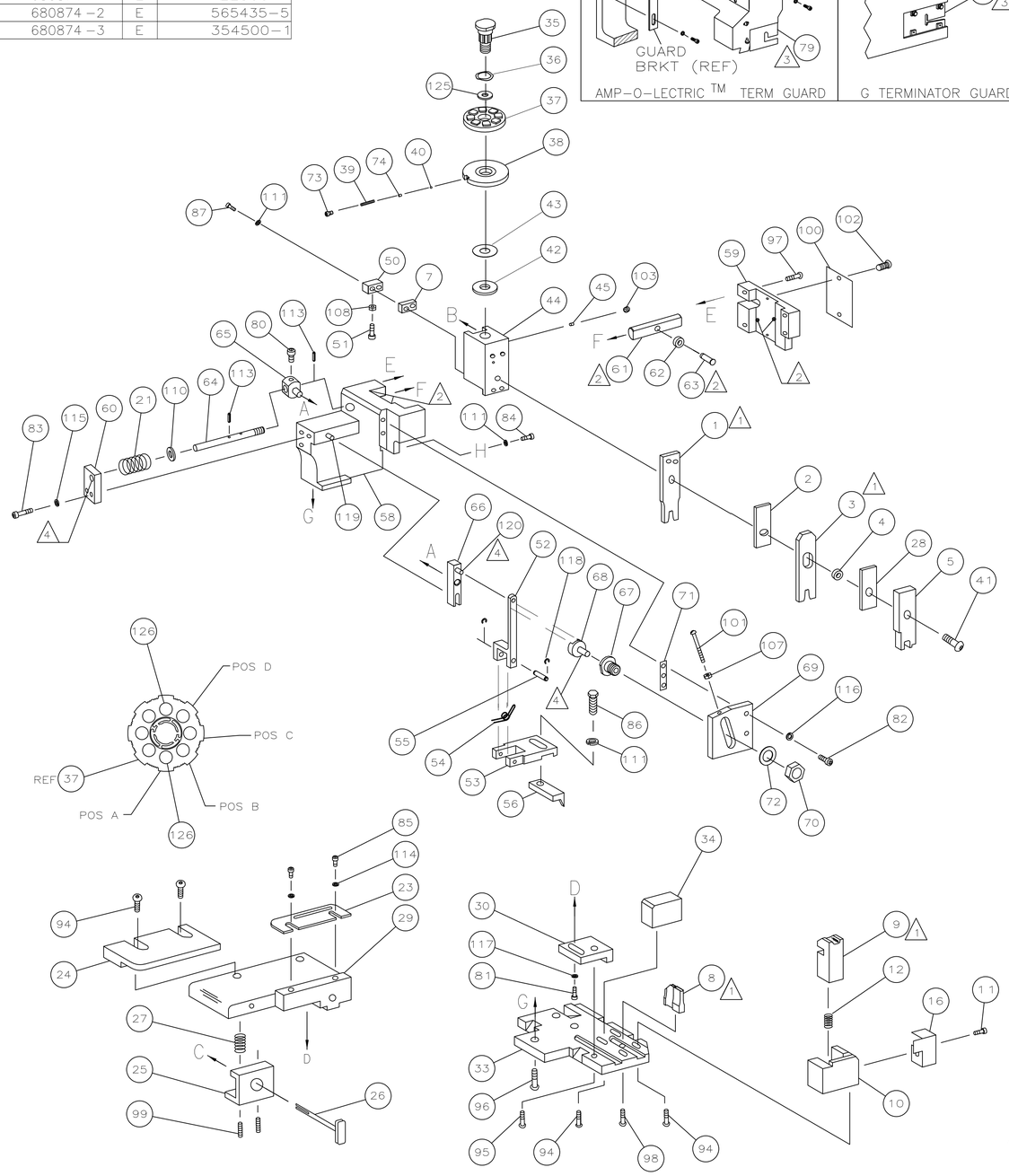

ITEM NO	−3	−2	−1	U/M	PART NO	DESCRIPTION
129						
128						
127						
126	2	2	2	–	2−354779−2	PIN, WIRE DISK ".3100"A
125	1	1	1	–	986950−1	WASHER, FLAT PRECISION
124	1	1	1	–	217238−1	GENERAL INSTRUCTION PACKAGE
123	1	1	1	–	4088040	SF APPL INST 408−8040
122						
121						
120	REF	REF	REF	–	1−21030−1	PIN,DOWEL(Ø.187x.50)LEVER
119	REF	REF	REF	–	1−21030−6	PIN,DOWEL(Ø.187x1.25)HOUSING
118	REF	REF	REF	–	21045−3	RING,RET "C"(Ø.187)FD FING PIN
117	1	1	1	–	21024−5	WASHER, LOCK(#10)ADJ BLOCK
116	REF	REF	REF	–	21024−5	WASHER,LOCK(#10)ADJ PLATE
115	REF	REF	REF	–	21024−5	WASHER,LOCK(#10)FEED GDE ROD
114	2	2	2	–	21024−2	WASHER,LOCK(#4)FRONT STP GUIDE
113	REF	REF	REF	–	5−21028−1	PIN,SLT SPR(Ø.125x.50)ADJ ROD
112						
111	4	4	4	–	21024−4	WASHER,LOCK(#8)STRIPPER
110	REF	REF	REF	–	21899−4	WASHER,FLAT(Ø5/16)SCREW ADJ
109						
108	1	1	1	–	21018−5	NUT,HEX(NO.6)HOLDDOWN
107	REF	REF	REF	–	21068−5	NUT,HEX(6−32)FEED ADJ
106						
105						
104						
103	1	1	1	–	21009−2	SCR,SKT SET(1/4−20x.25 LW)RAM
102	2	2	2	–	21017−2	SCR,DRIVE(#2x.19)ID PLATE
101	REF	REF	REF	–	6−23715−5	SCR,PAN HD(6−32x1.50)FEED ADJ
100	1	1	1	–	461264−1	PLATE, IDENTIFICATION
99	2	2	2	–	5−21006−6	SCR,SET(10−32x.75)DRAG
98	1	1	1	–	22733−8	SCR,BHC(8−32x.38 LW)ANVIL
97	REF	REF	REF	–	2−21002−9	SCR,BHC(10−32x.75)CAP
96	REF	REF	REF	–	2−22733−8	SCR,BHC(1/4−20x.62)HOUSING
95	REF	REF	REF	–	2−21002−7	SCR,BHC(10−32x.50)SG ADJ BLOCK
94	6	6	6	–	2−21002−2	SCR,BHC(8−32x.50)TERM H DWN
93						
92						
91	1	1	1	–	1−21002−7	SCR,BHC(6−32x.38)CAM
90						
89						
88						
87	2	2	2	–	2−21000−8	SCR,SHC(8−32x.63)
86	1	1	1	–	2−22603−0	SCR,HEX HD(8−32x.31)FEED FINGER
85	2	2	2	–	1−21000−3	SCR,SHC(4−40x.25)F ST GUIDE
84	1	1	1	–	2−21000−7	SCR,SHC(8−32x.50)STRIPPER
83	REF	REF	REF	–	3−21000−7	SCR,SHC(10−32x.75)FEED ROD GD
82	REF	REF	REF	–	3−21000−6	SCR,SHC(10−32x.62)FD ADJ BLK
81	1	1	1	–	3−21000−4	SCR,SHC(10−32x.38)SG ADJ BL
80	REF	REF	REF	–	3−21000−4	SCR,SHC(10−32x.38)PIVOT BLK
79	–	REF	–	–	455749−1	GUARD, WINDOW
78	REF	–	–	–	679532−1	INSERT, GUARD
77						
76						
75						
74	1	1	1	–	690603−1	SPRING, ASSIST
73	1	1	1	–	23030−1	SCR,SHC(6−32x.25 SL)INS DISC
72	REF	REF	REF	–	458109−1	WASHER, SPECIAL
71	REF	REF	REF	–	690517−1	SPACER

QTY REQD PER ASSY — PARTS LIST

ITEM NO	−3	−2	−1	U/M	PART NO	DESCRIPTION
70	REF	REF	REF	–	22594−8	NUT,HEX(1/2−20)
69	REF	REF	REF	–	240628−1	PLATE, ADJUSTMENT
68	REF	REF	REF	–	240626−1	SHAFT, PIVOT
67	REF	REF	REF	–	240633−1	BUSHING
66	REF	REF	REF	–	455680−1	LEVER, INTERMEDIATE
65	REF	REF	REF	–	240629−1	BLOCK, PIVOT
64	REF	REF	REF	–	240632−2	SCREW, ADJ FEED ROD
63	REF	REF	REF	–	240659−3	PIN, CAM ROLLER
62	REF	REF	REF	–	240658−1	ROLLER, CAM
61	REF	REF	REF	–	454398−2	ROD, FEED
60	REF	REF	REF	–	454178−1	GUIDE, FEED ROD
59	REF	REF	REF	–	454220−1	CAP, RAM
58	REF	REF	REF	–	454485−1	HOUSING
57						
56	1	1	1	–	458537−2	PAWL, FEED
55	REF	REF	REF	–	240624−1	PIN, FEED FINGER
54	REF	REF	REF	–	691499−1	SPRING, FEED FINGER
53	REF	REF	REF	–	690541−1	HOLDER, FEED FINGER
52	REF	REF	REF	–	455679−1	LEVER, TERMINAL FEED ARM
51	1	1	1	–	811242−2	BUMPER, HOLDDOWN
50	1	1	1	–	690753−1	SPACER, TONKER
49	1	–	–	–	690602−6	CAM, PRE−FEED 1 5/8 ST
48	–	1	–	–	690602−5	CAM, PRE−FEED 1 1/8 ST
47	–	–	1	–	690501−4	CAM, POST−FEED 1 5/8 ST
46	1	1	1	–	459456−1	APPLICATOR, BASIC (SUBASSY)
45	1	1	1	–	690191−1	PLUG, NYLON
44	1	1	1	–	455673−1	RAM
43	1	1	1	–	690125−1	WASHER, LAMINATED
42	1	1	1	–	690124−1	WASHER, RAM
41	1	1	1	–	7−21002−9	BOLT, CRIMPER(5/16x1.00)
40	1	1	1	–	23241−6	BALL, STEEL
39	1	1	1	–	690170−1	SPRING, COMPRESSION
38	1	1	1	–	690142−1	DISC, INSULATION
37	1	1	1	–	354777−1	WIRE DISC, PLASTIC
36	1	1	1	–	22480−5	WASHER, SPRING
35	1	1	1	–	690212−1	POST, RAM
34	1	1	1	–	690786−1	SUPPORT, TERMINAL
33	REF	REF	REF	–	455675−1	PLATE, BASE
32						
31						
30	REF	REF	REF	–	455689−1	BLOCK, STRIP GUIDE ADJ
29	1	1	1	–	318756−1	PLATE, STRIP GUIDE ASSY
28	1	1	1	–	2−455888−2	SPACER, FRONT SHEAR DEP
27	2	2	2	–	1−22284−0	SPRING, DRAG
26	1	1	1	–	690546−1	LEVER, DRAG RELEASE
25	1	1	1	–	240792−1	DRAG, TERMINAL
24	1	1	1	–	6−690504−0	GUIDE, STRIP (REAR)
23	1	1	1	–	690438−1	GUIDE, STRIP (FRONT)
22	–	–	1	–	690472−2	STRIPPER
21	REF	REF	REF	–	4−22284−9	SPRING, FEED RETURN
20						
19	1	1	–	–	691353−1	STRIPPER
18						
17						
16	1	1	1	–	318563−1	GUARD, CHIP, FRONT
15						
14						
13						
12	1	1	1	–	3−22280−3	SPRING, SHEAR
11	1	1	1	–	690461−1	STOP, SHEAR
10	1	1	1	–	690459−1	HOLDER, SHEAR (FRONT)
9	1	1	1	–	454276−1	SHEAR, FLOAT (FRONT)
8	1	1	1	–	2−662185−6	ANVIL
7	1	1	1	–	2−240641−4	SPACER, DEPRESSOR (REAR)
6						
5	1	1	1	–	1−455889−4	DEPRESSOR, SHEAR (FRONT)
4	1	1	1	–	2−238011−2	SPACER, BLOCK CRIMPER
3	1	1	1	–	5−456134−4	CRIMPER, INSULATION
2	1	1	1	–	1−455888−0	SPACER, CRIMPER
1	1	1	1	–	4−456404−3	CRIMPER, WIRE

QTY REQD PER ASSY — PARTS LIST

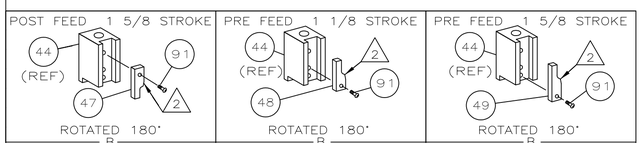

LEADMAKER | K TERMINATOR | G TERMINATOR

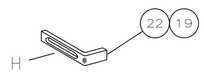

LEADMAKER & BENCH MACHINE

1. RECOMMENDED SPARE PARTS.
2. GREASE LIGHTLY.
3. GUARD MUST BE IN PLACE WHEN OPERATING APPLICATOR IN A BENCH MACHINE.
4. LUBRICATE DAILY USING NO. 20 MACHINE OIL.
5. ITEMS WITH QTY OF REF SPECIFIED (EXCEPT ITEMS 78 AND 79) ARE USED ON ITEM 46.

THIS DRAWING IS A CONTROLLED DOCUMENT.

DIMENSIONS: INCHES

TOLERANCES UNLESS OTHERWISE SPECIFIED:
0 PLC ± –
1 PLC ± –
2 PLC ± –
3 PLC ± –
4 PLC ± –
ANGLES ± –

MATERIAL –
FINISH –

DWN	T.KINT	19AUG99
CHK		19AUG99
APVD	T.ELBIN	19AUG99
PRODUCT SPEC	–	
APPLICATION SPEC	–	
WEIGHT	–	

Tyco Electronics Corporation
Harrisburg, PA 17105−3608

NAME: SIDE FEED HDM APPLICATOR

SIZE	CAGE CODE	DRAWING NO	RESTRICTED TO
A1	00779	C−680874	–

CUSTOMER DRAWING | SCALE – | SHEET 1 OF 1 | REV E

AMP 4805 REV 31MAR2000

02MAY2007 1:51pm

Mouser Electronics

Authorized Distributor

Click to View Pricing, Inventory, Delivery & Lifecycle Information:

TE Connectivity:

680874-2