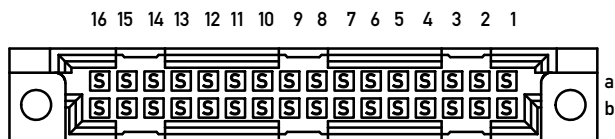
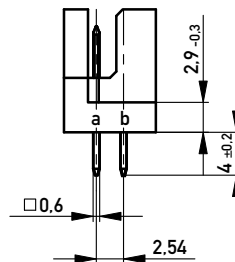
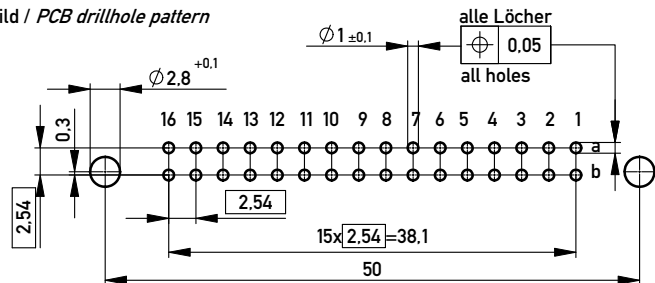


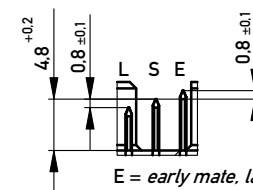
Bestückungsplan / *contact layout*



Leiterplatten-Lochbild / *PCB drillhole pattern*



Stecklänge / *mating length*



E = *early mate, late break / voreilend*
S = *standard*
L = *late mate, early break / nacheilend*

Gerader Anschluss 0,6x0,6mm / *straight terminal 0,6x0,6mm*

Isolierwerkstoff / *housing material : PBT GF 30*

Bauart 4 / *type 4*

Anforderungsstufe 2 = 400 Steckzyklen / *performance class 2 = 400 mating cycles*

Fehlende Maße und Angaben nach IEC 60 603-2 / *DIN EN 60 603-2*

Missing information and dimensions per IEC 60 603-2 / DIN EN 60 603-2

Bedruckung siehe Zeichnung 294905

Marking see drawing 294905

Copyright by ERNI GmbH.
Proprietary notice pursuant to ISO 16016 to be observed.

Information:		Tolerances		Scale	2:1
All rights reserved. Only for Information. To ensure that this is the latest version of this drawing, please contact one of the ERNI companies before using.		All Dimensions in mm		Designation	
Subject to modification without prior notice. Drawing will not be updated.				Messerleiste Q/2, 32 Male Connector Q/2, 32	
www.ERNI.com		364835		1 A3	
-	18.05.2009	Class		STVQ/2	
Index	Date				

Mouser Electronics

Authorized Distributor

Click to View Pricing, Inventory, Delivery & Lifecycle Information:

[ERNI Electronics:](#)

[364835](#)