

# Spezifikation für Freigabe / specification for release

Kunde / customer :

Artikelnummer / part number :

**744771147W**

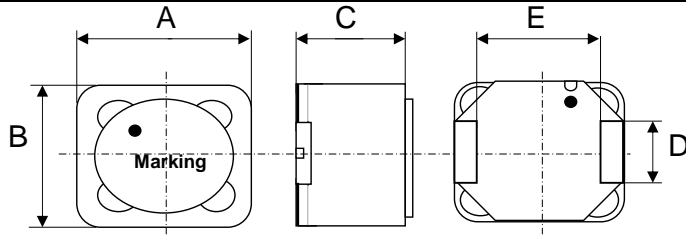


Bezeichnung : **SPEICHERINDUKTIVITÄT WE-PD**

description : **POWER-INDUCTOR WE-PD**

DATUM / DATE : 2012-09-10

## A Mechanische Abmessungen / dimensions :



	1260	
A	<b>12,0 ± 0,4</b>	mm
B	<b>12,0 ± 0,4</b>	mm
C	<b>6,5 max</b>	mm
D	<b>5,0 ± 0,2</b>	mm
E	<b>7,2 ± 0,2</b>	mm

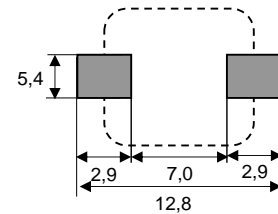
= Start of winding

Marking = Inductance code

## B Elektrische Eigenschaften / electrical properties :

Eigenschaften / properties	Testbedingungen / test conditions		Wert / value	Einheit / unit	tol.
Induktivität / inductance	<b>100 kHz / 0,25V</b>	L	<b>47</b>	μH	<b>±20%</b>
DC-Widerstand / DC-resistance	<b>@ 20°C</b>	$R_{DC\ typ}$	<b>72</b>	mΩ	<b>typ.</b>
DC-Widerstand / DC-resistance	<b>@ 20°C</b>	$R_{DC\ max}$	<b>84</b>	mΩ	<b>max.</b>
Nennstrom / rated current	<b>ΔT= 40 K</b>	$I_R$	<b>2,20</b>	A	<b>max.</b>
Sättigungsstrom / saturation current	<b> ΔL/L  &lt; 10%</b>	$I_{sat}$	<b>2,60</b>	A	<b>typ.</b>
Eigenres.-Frequenz / self-res.-frequency	<b>@20°C</b>	$f_{res}$	<b>8,0</b>	MHz	<b>typ.</b>

## C Lötpad / soldering spec. :



## D Prüfgeräte / test equipment :

**WAYNE KERR 3260B** für/for L;  $I_{sat}$

**Agilent N5776A / Dostmann T905** für/for  $I_R$

**GMC Metrahit 271** für/for  $R_{DC}$

**Agilent E4991A** für/for  $f_{res}$

## E Testbedingungen / test conditions :

Luftfeuchtigkeit / humidity: 33%  
Umgebungstemperatur / temperature: +20°C

## F Werkstoffe & Zulassungen / material & approvals :

Basismaterial / base material: Ferrit/ferrite  
Therminal base material: Copper- alloy  
Therminal finish: Ni barrier / matte Sn  
Draht / wire: Class H

## G Eigenschaften / general specifications :

Betriebstemp. / operating temperature: -40°C - + 125°C  
Umgebungstemp. / ambient temperature: -40°C - + 85°C  
It is recommended that the temperature of the part does not exceed 125°C under worst case operating conditions.  
Glue and base can get yellow after soldering process

Freigabe erteilt / general release:	<b>Kunde / customer</b>		
Datum / date	<b>Unterschrift / signature</b>		
	<b>Würth Elektronik</b>		
Geprüft / checked	Kontrolliert / approved	ALa	Version 1
		Name	Änderung / modification
			Datum / date

### Würth Elektronik eiSos GmbH & Co. KG

D-74638 Waldenburg · Max-Eyth-Straße 1 - 3 · Germany · Telefon (+49) (0) 7942 - 945 - 0 · Telefax (+49) (0) 7942 - 945 - 400  
<http://www.we-online.com>

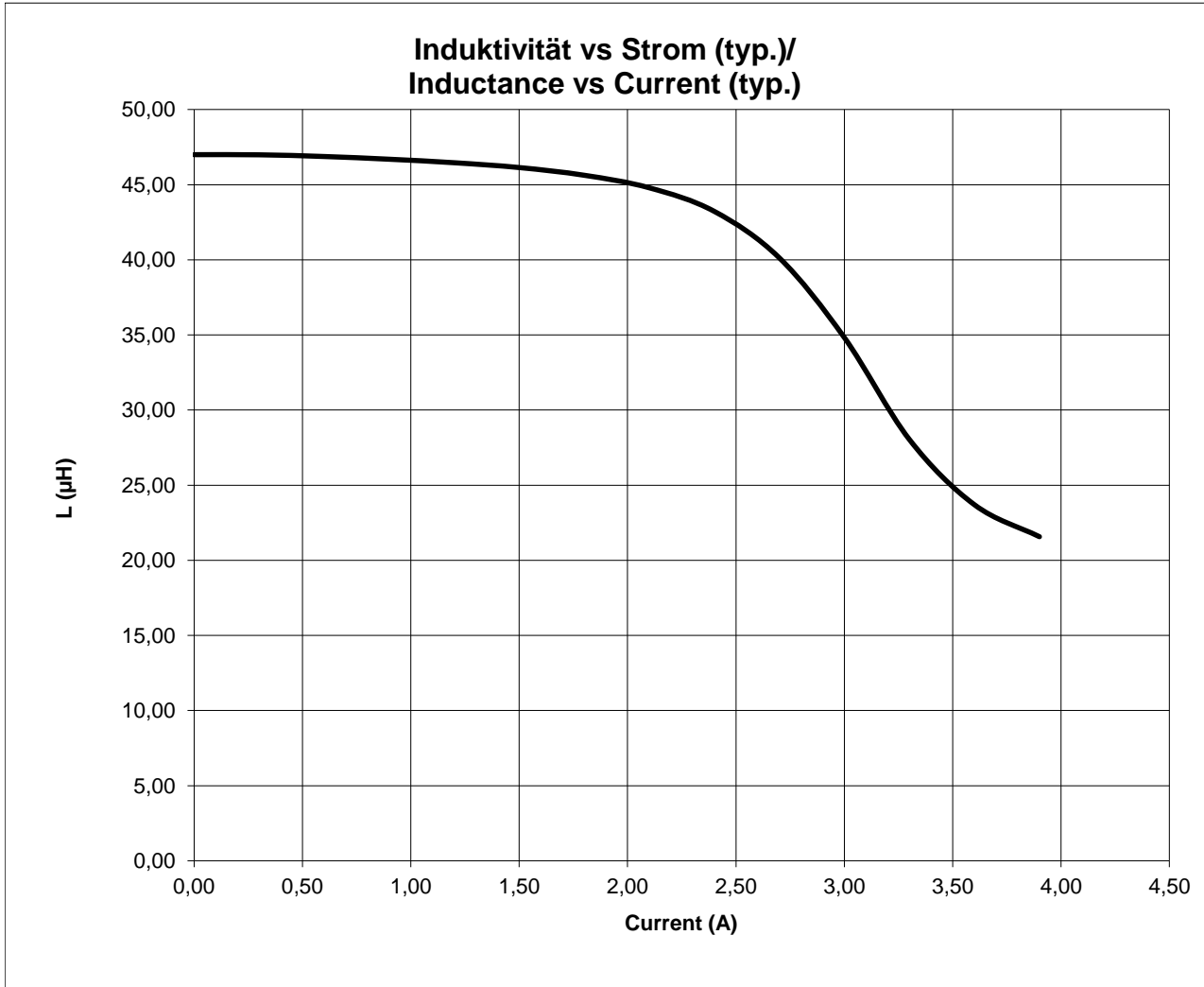
# Spezifikation für Freigabe / specification for release

Kunde / customer :  
 Artikelnummer / part number : **744771147W**  
 Bezeichnung : **SPEICHERINDUKTIVITÄT WE-PD**  
 description : **POWER-INDUCTOR WE-PD**



DATUM / DATE : 2012-09-10

## H Induktivitätskurve / Inductance curve :



Freigabe erteilt / general release:	<b>Kunde / customer</b>			
.....	.....			
Datum / date	Unterschrift / signature			
	<b>Würth Elektronik</b>			
.....	.....			
Geprüft / checked	Kontrolliert / approved	ALa	Version 1	12-09-10
		Name	Änderung / modification	Datum / date

### Würth Elektronik eiSos GmbH & Co. KG

D-74638 Waldenburg · Max-Eyth-Straße 1 - 3 · Germany · Telefon (+49) (0) 7942 - 945 - 0 · Telefax (+49) (0) 7942 - 945 - 400  
<http://www.we-online.com>

# Spezifikation für Freigabe / specification for release

Kunde / customer :

Artikelnummer / part number :

744771147W

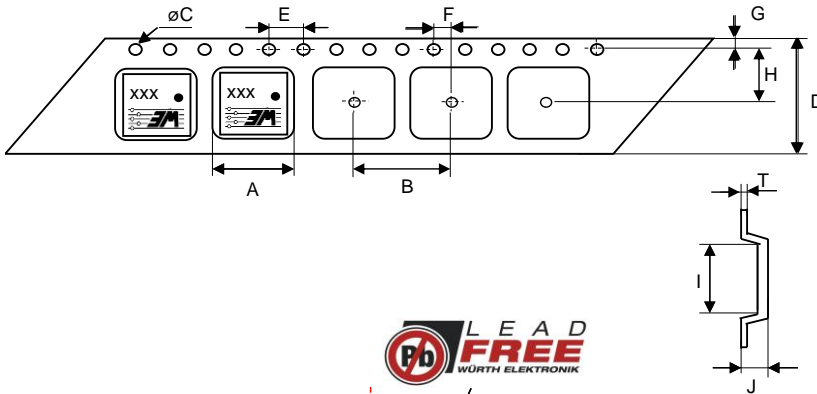


Bezeichnung : **SPEICHERINDUKTIVITÄT WE-PD**

description : **POWER-INDUCTOR WE-PD**

DATUM / DATE : 2012-09-10

**I Rollenspezifikation / tape and reel specification :**

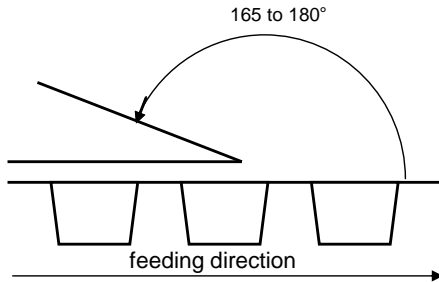


**Gurtspezifikation / Tape specification:**

A	12,7 ± 0,1	mm
B	16,0 ± 0,1	mm
C	1,50 +0,1 -0,0	mm
D	24,0 ± 0,2	mm
E	4,00 ± 0,1	mm
F	2,00 ± 0,1	mm
G	1,75 ± 0,1	mm
H	11,5 ± 0,1	mm
I	12,7 ± 0,1	mm
J	6,20 ± 0,1	mm
T	0,40 ± 0,05	mm

**Rollenspezifikation / Reel specification:**

a	330,0 ± 2,0	mm
b	21,00 ± 0,8	mm
c	13,00 ± 0,5	mm
d	100,0 ± 1,0	mm



The force for tearing off cover tape is 10 to 130 grams in arrow direction

Freigabe erteilt / general release:	<b>Kunde / customer</b>			
.....	.....			
Datum / date	Unterschrift / signature			
.....	<b>Würth Elektronik</b>			
.....	.....	ALa	Version 1	12-09-10
Geprüft / checked	Kontrolliert / approved	Name	Änderung / modification	Datum / date

This electronic component has been designed and developed for usage in general electronic equipment. Before incorporating this component into any equipment where higher safety and reliability is especially required or if there is the possibility of direct damage or injury to human body, for example in the range of aerospace, aviation, nuclear control, submarine, transportation, (automotive control, train control, ship control), transportation signal, disaster prevention, medical, public information network etc, Würth Elektronik eiSos GmbH must be informed before the design-in stage. In addition, sufficient reliability evaluation checks for safety must be performed on every electronic component which is used in electrical circuits that require high safety and reliability functions or performance.

**Würth Elektronik eiSos GmbH & Co. KG**

D-74638 Waldenburg · Max-Eyth-Straße 1 - 3 · Germany · Telefon (+49) (0) 7942 - 945 - 0 · Telefax (+49) (0) 7942 - 945 - 400  
http://www.we-online.com

# Mouser Electronics

Authorized Distributor

Click to View Pricing, Inventory, Delivery & Lifecycle Information:

[Wurth Electronics:](#)

[744771147W](#)