

## Base strip - GIC 2,5 HC/ 3-G-7,62 - 1745797

Please be informed that the data shown in this PDF Document is generated from our Online Catalog. Please find the complete data in the user's documentation. Our General Terms of Use for Downloads are valid (<http://phoenixcontact.com/download>)

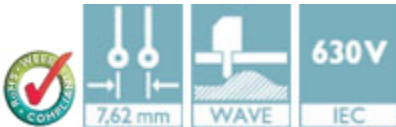
Header, Nominal current: 16 A, Rated voltage (III/2): 630 V, Number of positions: 3, Pitch: 7.62 mm, Color: green, Contact surface: Tin, Mounting: Wave soldering



The illustration shows the 5-pos. version

### Product Features

- Compact 7.62 mm pitch
- Maximum contact reliability due to integrated double steel spring
- Inverted GIC 2,5 HC headers with socket contacts for touch-proof device outputs (with GIC 2,5 HCV/... -ST) or a PCB/PCB connection (with GMSTBA 2,5 HC/... -G)
- CP-MSTB coding profile as protection against mismatching



### Key Commercial Data

Packing unit	1 pc
Minimum order quantity	50 pc
Weight per Piece (excluding packing)	4.7 g
Custom tariff number	85366990
Country of origin	Germany

### Technical data

#### Dimensions

Length	19 mm
Pitch	7.62 mm
Dimension a	15.24 mm
Constructional height	10.2 mm
Length of the solder pin	3.5 mm
Pin dimensions	1,2 x 0,5
Hole diameter	1.4 mm

## Base strip - GIC 2,5 HC/ 3-G-7,62 - 1745797

### Technical data

#### General

Range of articles	GIC 2,5 HC/..-G
Insulating material group	I
Rated surge voltage (III/3)	6 kV
Rated surge voltage (III/2)	6 kV
Rated surge voltage (II/2)	6 kV
Rated voltage (III/3)	630 V
Rated voltage (III/2)	630 V
Rated voltage (II/2)	1000 V
Connection in acc. with standard	EN-VDE
Nominal current I <sub>N</sub>	16 A
Insulating material	PA
Flammability rating according to UL 94	V0
Color	green
Number of positions	3

#### Standards and Regulations

Connection in acc. with standard	EN-VDE
	CUL
Flammability rating according to UL 94	V0

### Classifications

#### eCl@ss

eCl@ss 4.0	272607xx
eCl@ss 4.1	27260701
eCl@ss 5.0	27260701
eCl@ss 5.1	27260701
eCl@ss 6.0	27260704
eCl@ss 7.0	27440402
eCl@ss 8.0	27440402
eCl@ss 9.0	27440402

#### ETIM

ETIM 3.0	EC001121
ETIM 4.0	EC002637
ETIM 5.0	EC002637

# Base strip - GIC 2,5 HC/ 3-G-7,62 - 1745797

## Classifications

### UNSPSC

UNSPSC 6.01	30211801
UNSPSC 7.0901	39121432
UNSPSC 11	39121432
UNSPSC 12.01	39121432
UNSPSC 13.2	39121432

## Approvals

### Approvals

---

#### Approvals

UL Recognized / cUL Recognized / EAC / EAC / cULus Recognized

---


#### Ex Approvals


---

#### Approvals submitted

---

## Approval details

UL Recognized 		
	B	D
Nominal current I <sub>N</sub>	16 A	10 A
Nominal voltage U <sub>N</sub>	250 V	300 V


cUL Recognized 		
	B	D
Nominal current I <sub>N</sub>	16 A	10 A
Nominal voltage U <sub>N</sub>	250 V	300 V

EAC
-----

## Base strip - GIC 2,5 HC/ 3-G-7,62 - 1745797

### Approvals

EAC

cULus Recognized 

### Accessories

#### Additional products

Plug - GIC 2,5 HCV/ 3-ST-7,62 - 1745632



Plug component, Nominal current: 16 A, Rated voltage (III/2): 1000 V, Number of positions: 3, Pitch: 7.62 mm, Connection method: Screw connection with tension sleeve, Color: green, Contact surface: Tin

Base strip - GMSTBA 2,5 HC/ 3-G-7,62 - 1728866



Header, Nominal current: 16 A, Rated voltage (III/2): 630 V, Number of positions: 3, Pitch: 7.62 mm, Color: green, Contact surface: Tin, Mounting: Wave soldering

Printed-circuit board connector - GMSTBVA 2,5 HC/ 3-G-7,62 - 1767979

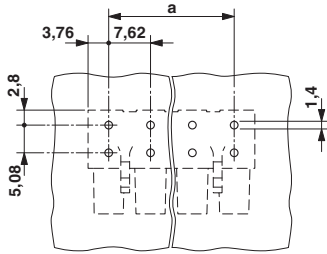


Header, Nominal current: 16 A, Rated voltage (III/2): 630 V, Number of positions: 3, Pitch: 7.62 mm, Color: green, Contact surface: Tin, Mounting: Wave soldering

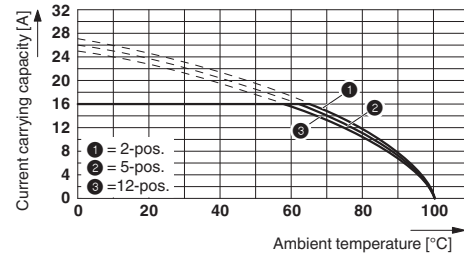
### Drawings

# Base strip - GIC 2,5 HC/ 3-G-7,62 - 1745797

Drilling diagram

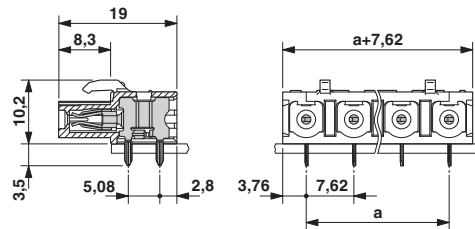


Diagram



Derating curve for: GIC 2,5 HC/...-ST-7,62 with GIC 2,5 HC/...-G-7,62

Dimensional drawing



# Mouser Electronics

Authorized Distributor

Click to View Pricing, Inventory, Delivery & Lifecycle Information:

[Phoenix Contact:](#)

[1745797](#)