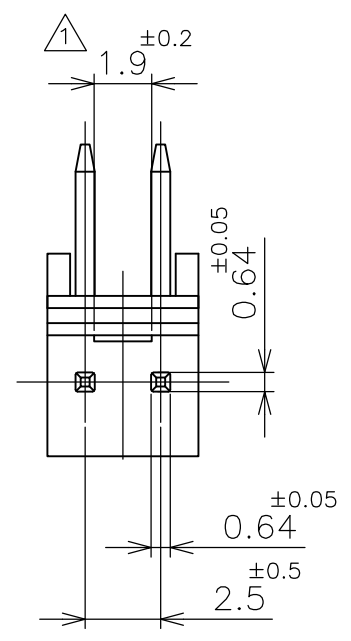
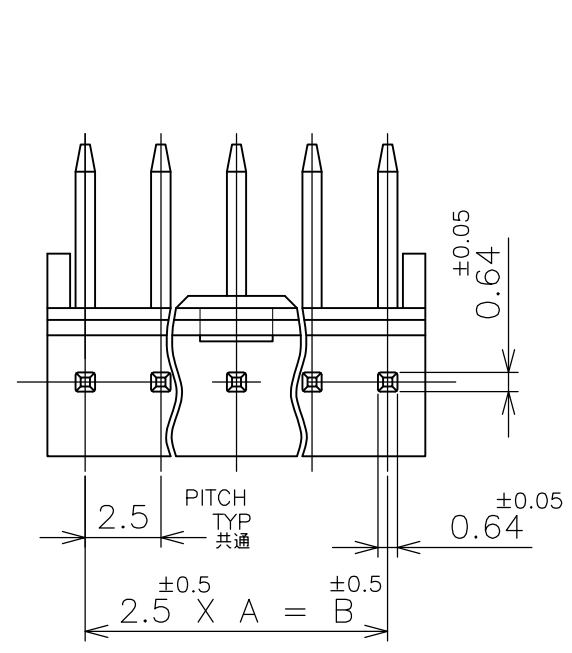


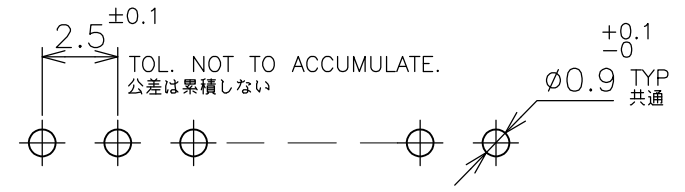
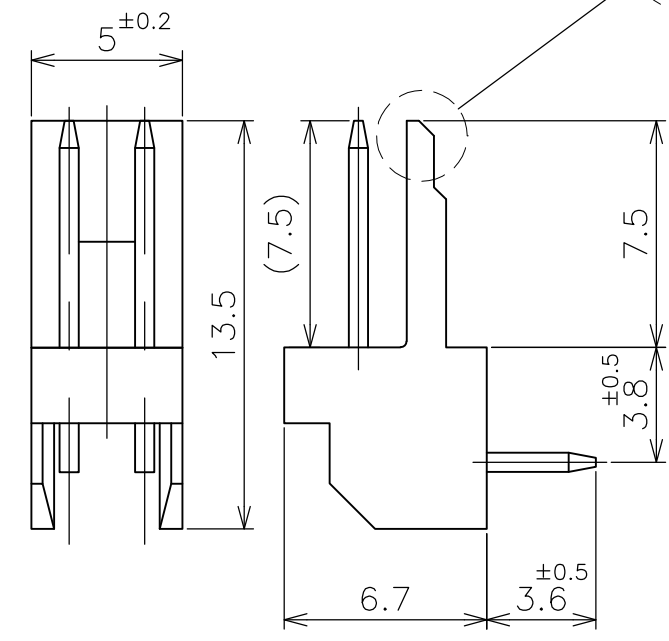
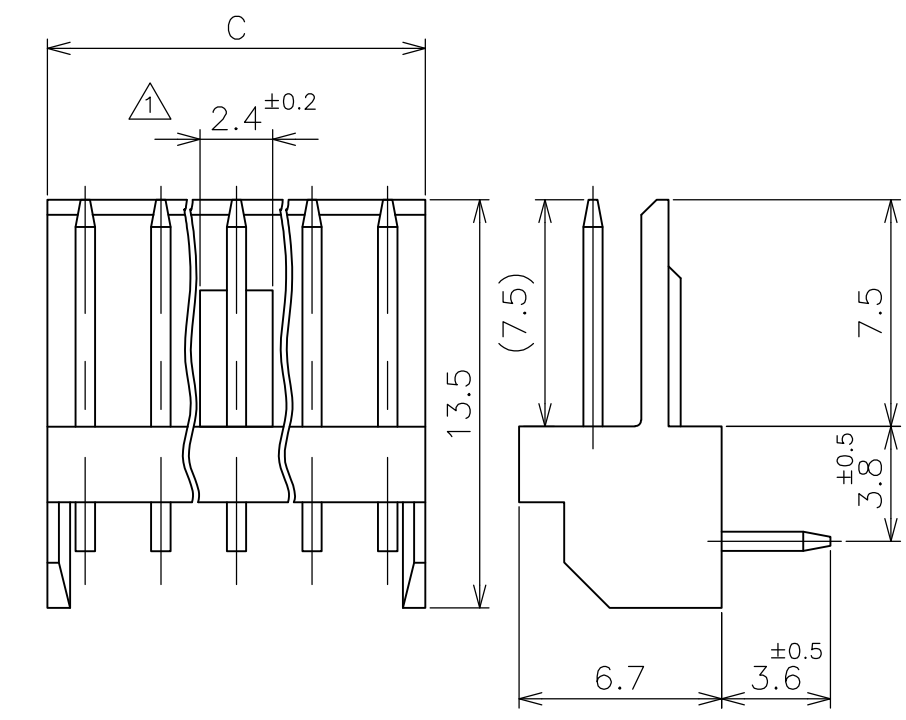
THIS DRAWING IS UNPUBLISHED. RELEASED FOR PUBLICATION MAY, 1977.
 © COPYRIGHT 1977 By - ALL RIGHTS RESERVED.

REVISIONS 変更				
P	LTR	DESCRIPTION	DATE	APVD
	R3	REVISED (ECR-16-017909)	03JAN2017	T.Q W.H



- ① LOCKING HOLE IS PLACED ON THE CENTER OF POST HEADER.
- ② MANUFACTURED BY AMP-BRASIL ONLY
- ③ OBSOLETE RED AND GREEN COLOR PARTS.

② APPLY TO AMP-BRASIL ONLY.



RECOMMENDED BOARD LAYOUT (1.6 THK)
 取付基板寸法(基板厚 1.6t)

3~12 POS 極

2 POS 極

30.0	27.5	11	12	9-171826-2	7-171826-2	5-171826-2	3-171826-2	1-171826-2
25.0	22.5	9	10	9-▲-0	7-▲-0	5-▲-0	3-▲-0	1-▲-0
22.5	20.0	8	9	8-▲-9	6-▲-9	4-▲-9	2-▲-9	▲-9
20.0	17.5	7	8	8-▲-8	6-▲-8	4-▲-8	2-▲-8	▲-8
17.5	15.0	6	7	8-▲-7	6-▲-7	4-▲-7	2-▲-7	▲-7
15.0	12.5	5	6	8-▲-6	6-▲-6	4-▲-6	2-▲-6	▲-6
12.5	10.0	4	5	8-▲-5	6-▲-5	4-▲-5	2-▲-5	▲-5
10.0	7.5	3	4	8-▲-4	6-▲-4	4-▲-4	2-▲-4	▲-4
7.5	5.0	2	3	8-▲-3	6-▲-3	4-▲-3	2-▲-3	▲-3
図示		—//—	2	8-171826-2	6-171826-2	4-171826-2	2-171826-2	171826-2
±0.2 C	±0.5 B	A	NO OF POS 極数	③ RED 赤色	③ GREEN 緑色	BLUE 青色	BLACK 黒色	NATURAL 自然色
				PART NUMBER 型番				

THIS DRAWING IS A CONTROLLED DOCUMENT.		DWN T.DOI 14MAY77	STE TE Connectivity	
DIMENSIONS: 単位: 耗 mm		CHK H.TAGUCHI 14MAY77		
TOLERANCES UNLESS OTHERWISE SPECIFIED: 一般公差		APVD H.TAGUCHI 14MAY77	NAME 名称	
0 PLC ± 0.3		PRODUCT SPEC 製品規格		
1 PLC ± 0.3		APPLICATION SPEC 取付適用規格		
2 PLC ± 0.3		SIZE A3		
3 PLC ± 0.3		CAGE CODE 00779		
4 PLC ± 0.3		DRAWING NO C-171826		
ANGLES ±		RESTRICTED TO		
MATERIAL 材料 HSG : 66NYLON -UL94V-0 POST: BRASS		WEIGHT 0		
FINISH 仕上 TIN-PLATE 0.8um MIN. ALL OVER NICKEL 0.5um MIN. UNDERPLATED		SCALE 尺度 4:1		
CUSTOMER DRAWING		SHEET 1 OF 1		
		REV R3		

Mouser Electronics

Authorized Distributor

Click to View Pricing, Inventory, Delivery & Lifecycle Information:

[TE Connectivity:](#)

[171826-8](#)