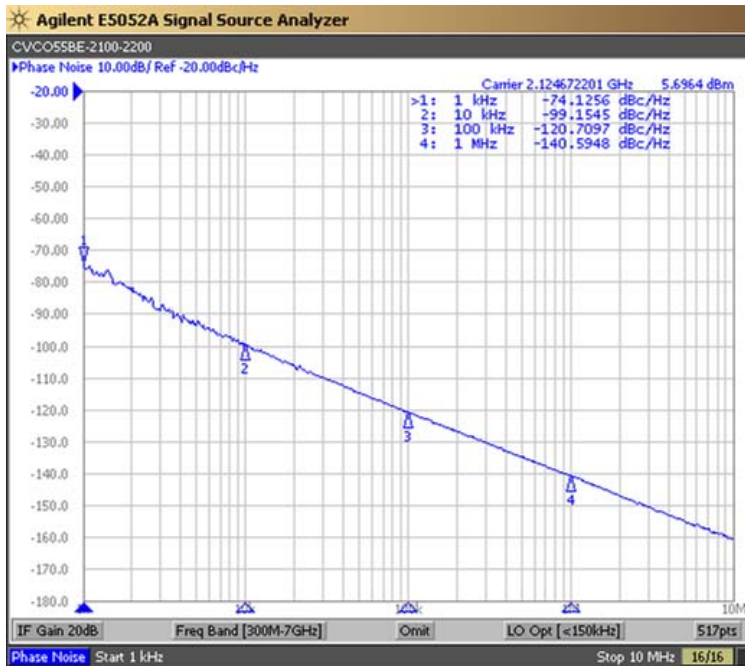


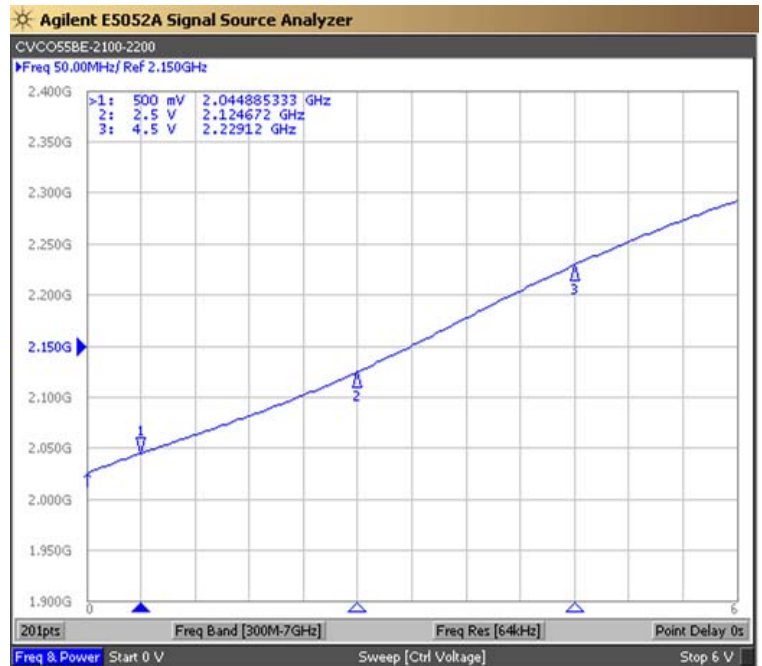


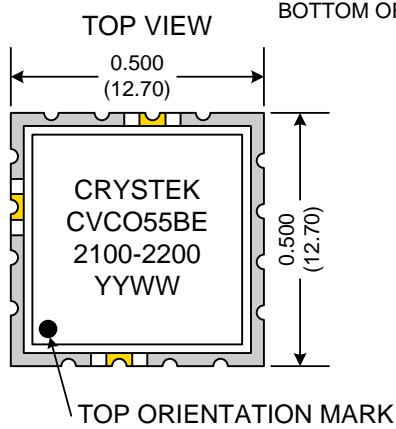
PERFORMANCE SPECIFICATION	MIN	TYP	MAX	UNITS
Lower Frequency:			2100	MHz
Upper Frequency:	2200			MHz
Tuning Voltage:	0.5		4.5	VDC
Supply Voltage:	4.75	5.0	5.25	VDC
Output Power:	+2.0	+4.0	+6.0	dBm
Supply Current:		15	30	mA
Harmonic Suppression (2 nd Harmonic):		-12		dBc
Pushing:		5.0		MHz/V
Pulling, all Phases:		10.0		MHz pk-pk
Tuning Sensitivity:		30		MHz/V
Phase Noise @ 10kHz offset:		-98		dBc/Hz
Phase Noise @ 100kHz offset:		-120		dBc/Hz
Load Impedance:		50		Ω
Input Capacitance:			47	pF
Operating Temperature Range:	-40		+85	$^{\circ}$ C
Storage Temperature Range:	-45		+90	$^{\circ}$ C

Phase Noise (1 Hz BW, Typical)



Tuning Curve (Typical)





BOTTOM ORIENTATION MARK



Pad	Connection
2	Vt
10	RF-OUTPUT
14	Vcc
Others	GROUND

- Unless otherwise specified, Dimensions are in: $\frac{IN}{(mm)}$
- Pad Location Dimensions are in: Inches

TAPE AND REEL



Drawing not to scale

Product Control:			
Crystek Part Number:	CVCO55BE-2100-2200	Release Date:	12-Sep-12
Revision Level:	G	Responsible:	C. Vales

Specification is subject to change without notice

Mouser Electronics

Authorized Distributor

Click to View Pricing, Inventory, Delivery & Lifecycle Information:

Crystek:

[CVCO55BE-2100-2200](#)