SCEP147H

SMD POWER INDUCTORS

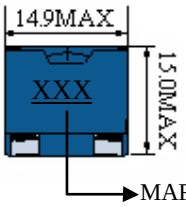

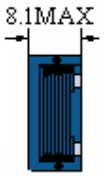

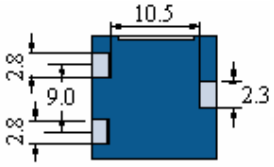

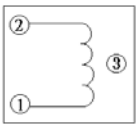

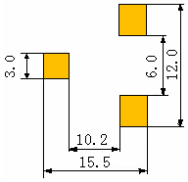

● Features
1 Excellent Power Density
2 Engineered to Provide High Efficiency

ELECTRICAL CHARACTERISTICS

Part Number	Inductance (uH) (1)	Test Frequency	DC Resistance (Ω MAX) (2)	Saturation Current (3) (A)	Temperature Current (4) (A)
SCEP147H-R30	0.3	100KHZ	2.10m	70.0	23.0
SCEP147H-R70	0.7	100KHZ	2.65m	46.4	20.0
SCEP147H-1R2	1.2	100KHZ	3.50m	35.7	19.5
SCEP147H-1R8	1.8	100KHZ	3.90m	29.6	16.5
SCEP147H-2R6	2.6	100KHZ	5.50m	24.4	14.0
SCEP147H-3R5	3.5	100KHZ	7.50m	20.8	13.5
SCEP147H-4R7	4.7	100KHZ	7.80m	17.6	11.5
SCEP147H-5R9	5.9	100KHZ	9.85m	16.4	10.5
SCEP147H-7R3	7.3	100KHZ	13.3m	14.6	9.00

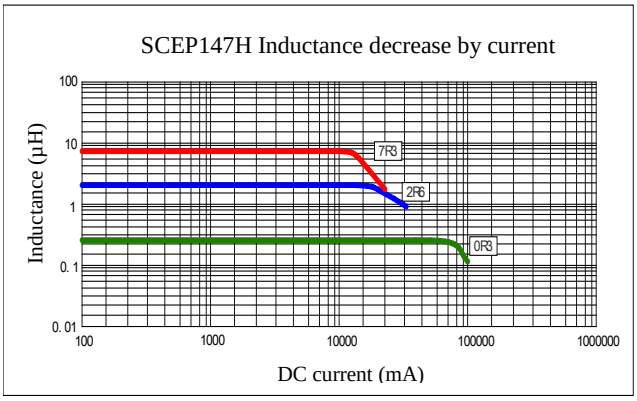

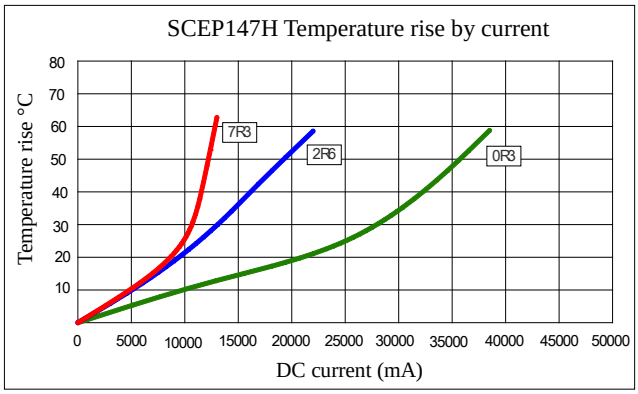

(1). Inductance tolerance for 0.3uH ±30%, for 0.7uH~7.3uH: ±20%. Tested at 0.25V, 0ADC and 25℃
(2). DCR measured at 25℃.
(3). The DC current at which the inductance decreases by 25% from its initial value.
(4). The DC current that results in a 40℃ temperature rise from 25℃ambient.

Click here for QUANTITY PER REEL & PACKING INFORMATION

Custom versions available upon request.

©2011 Signal Transformer –Specification subject to change without notice. 07.11

Signal Transformer
www.signaltransformer.com
500 Bayview Avenue, Inwood, NY 11096
Toll Free 866-239-5777 • Tel 516-239-5777 • Fax 516-239-7208
Sales@signaltransformer.com • techhelp@signaltransformer.com

Mouser Electronics

Authorized Distributor

Click to View Pricing, Inventory, Delivery & Lifecycle Information:

Bel:
SCEP147H-4R7 SCEP147H-7R3 SCEP147H-R70 SCEP147H-5R9 SCEP147H-1R8 SCEP147H-3R5 SCEP147H-1R2 SCEP147H-R30 SCEP147H-2R6