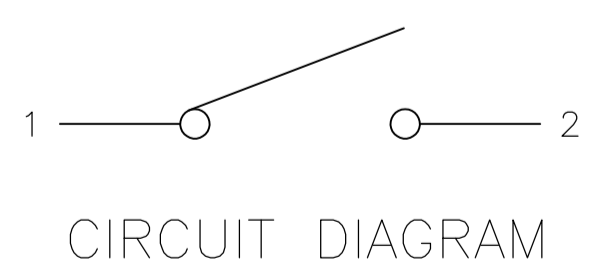
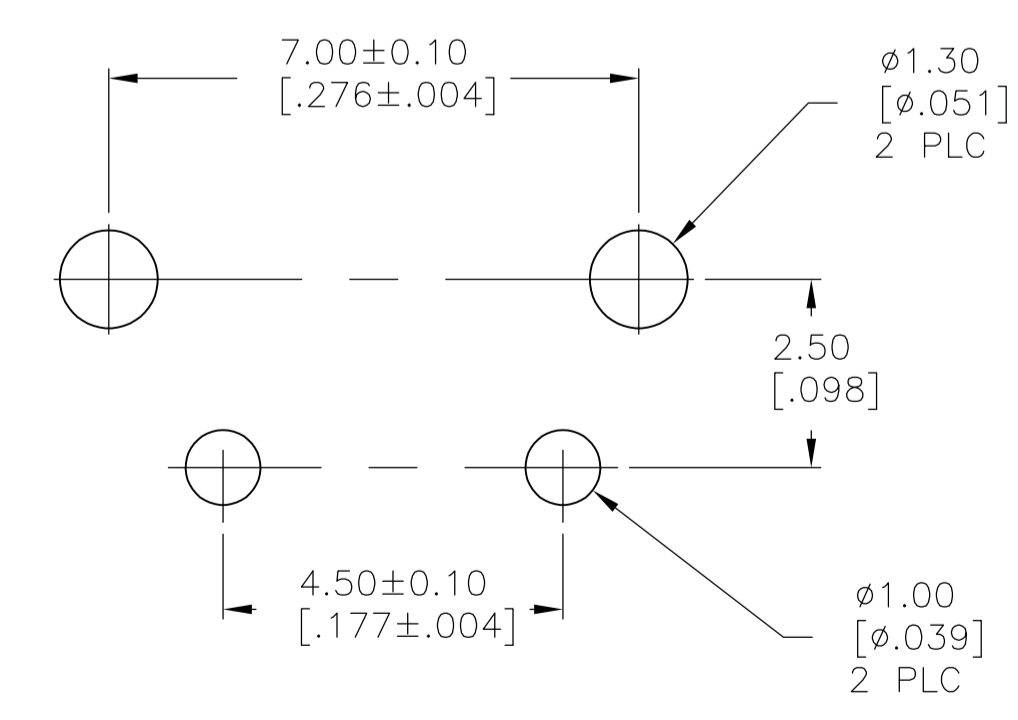
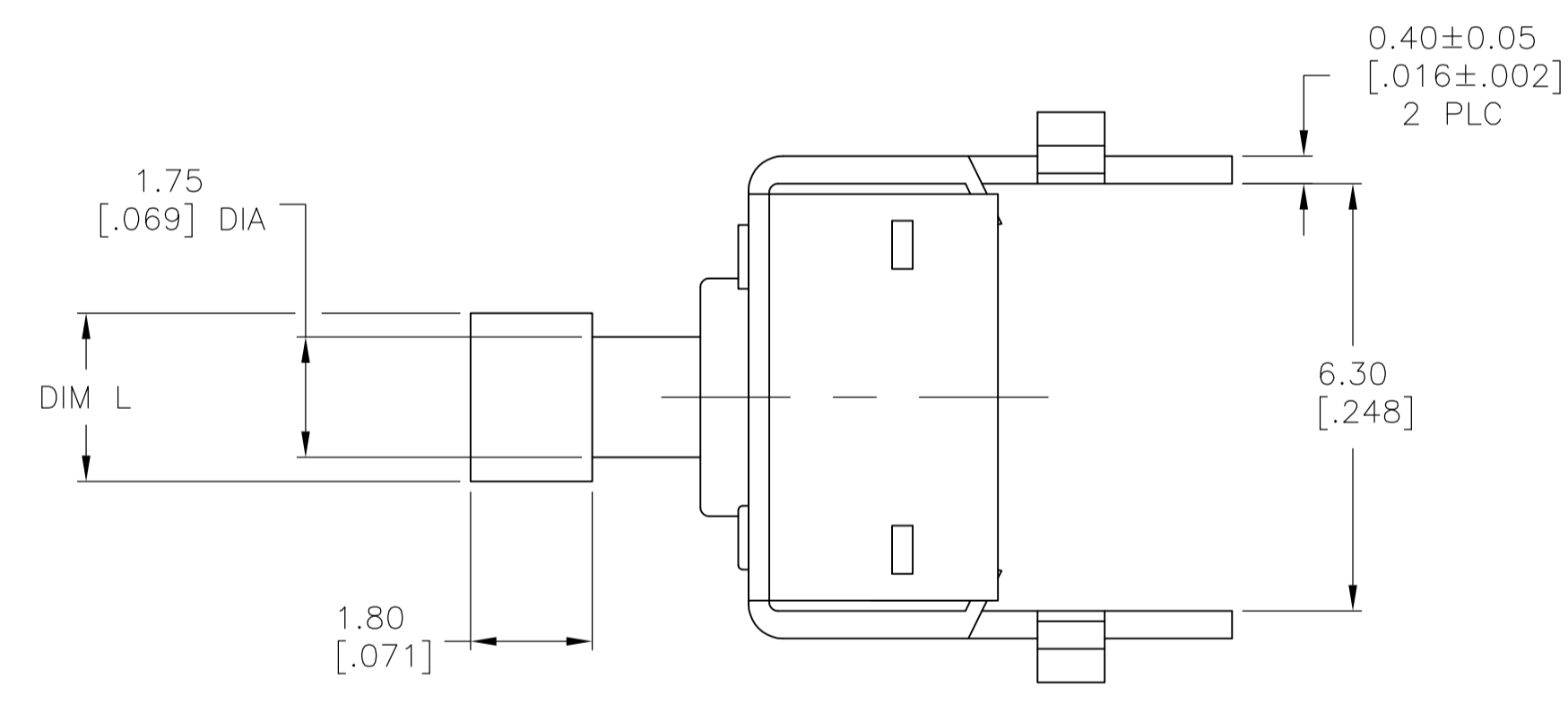
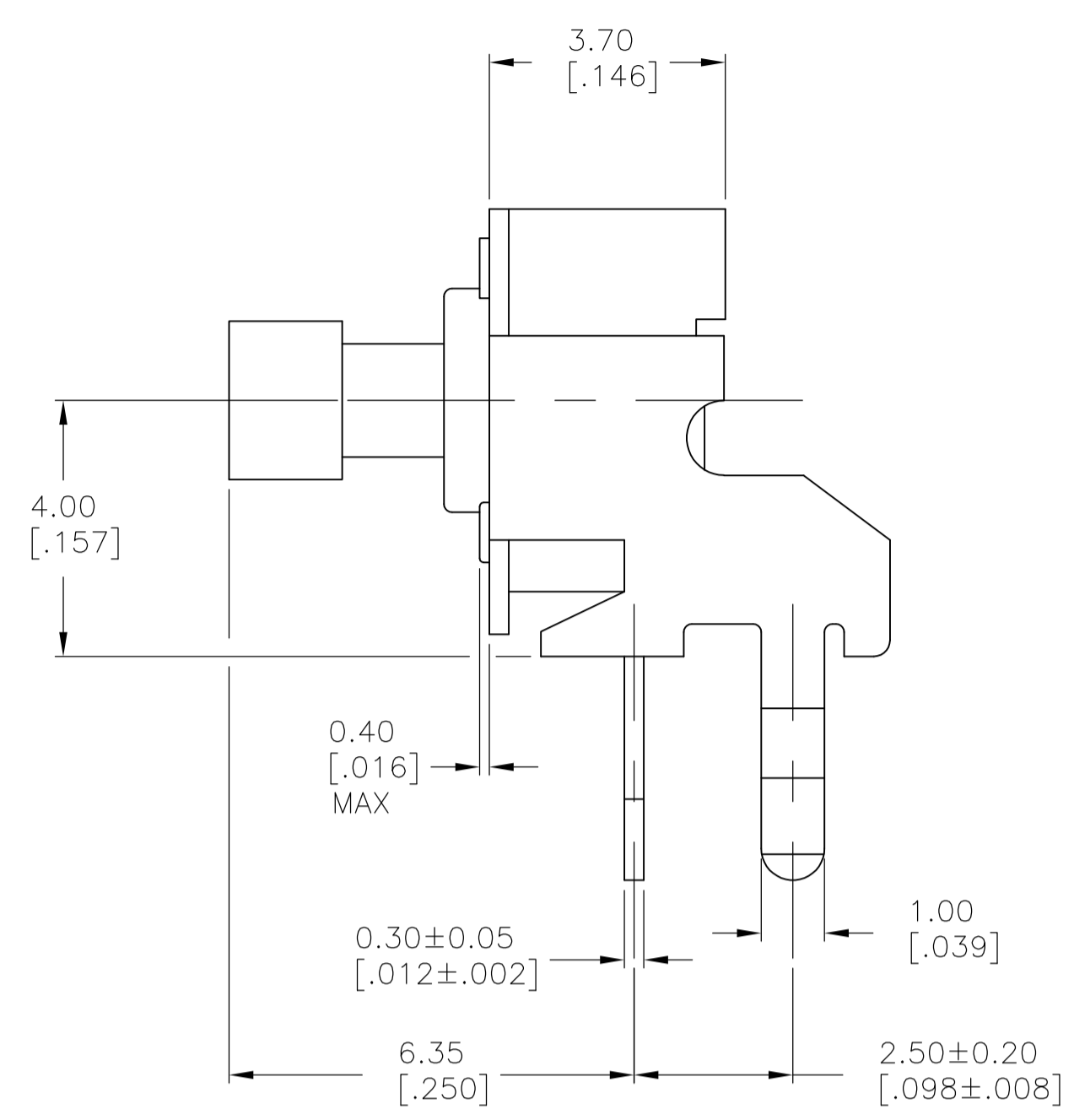
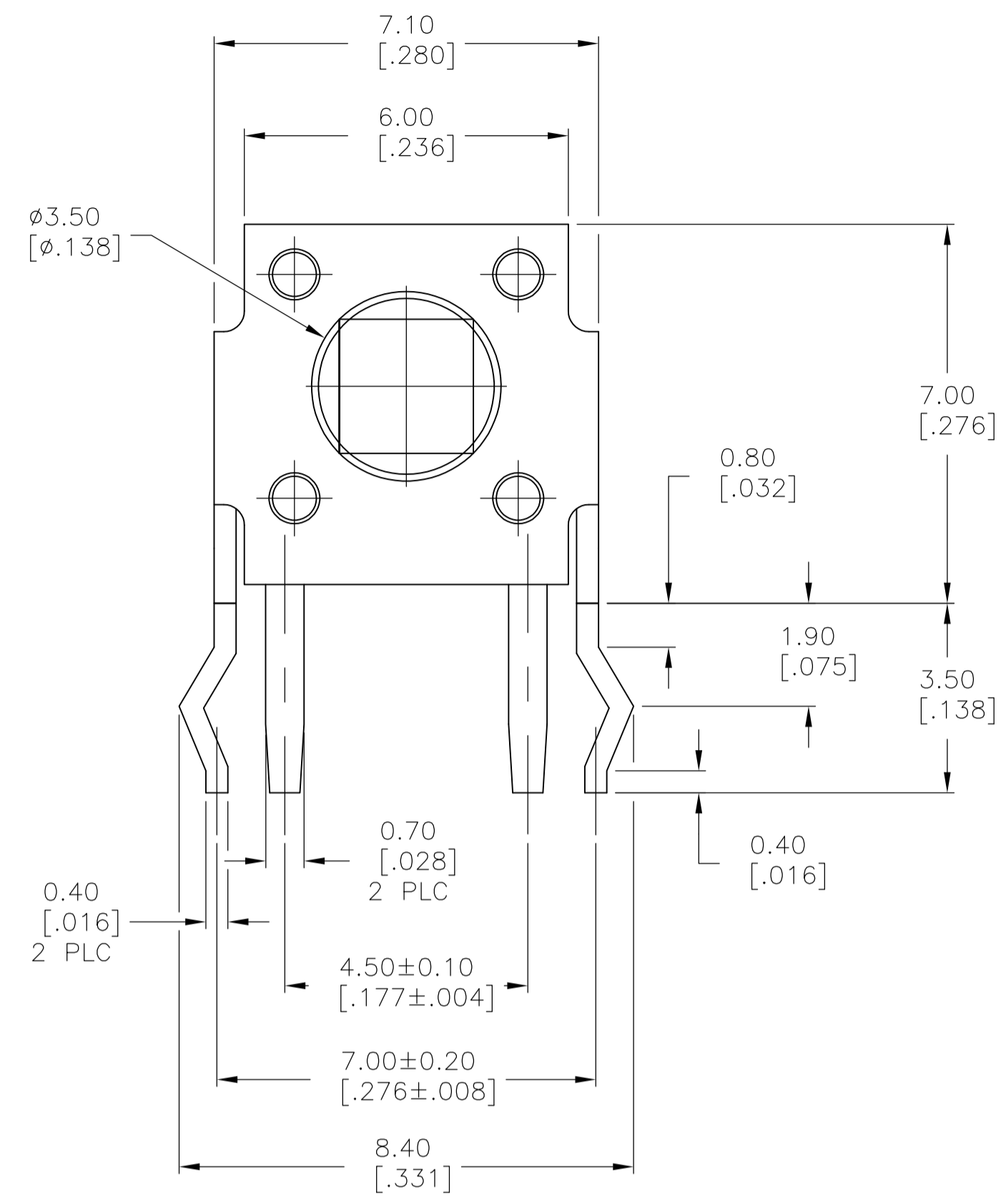


REVISIONS					
P	LTR	DESCRIPTION	DATE	DMN	APVD
B1		REVISED PER ECO-17-002272	21JUN2017	SK	AS



SPECIFICATIONS:

Materials:
 Case, Nylon 66, UL94HB, Black finish
 Bracket, Stainless Steel
 Actuator, Nylon 66, UL94HB, see P/N table for finish
 Moving contact, Copper Alloy, Silver finish
 Fixed contact/Terminal, Copper Alloy, Silver over Nickel finish

Electrical:
 Max Contact Rating, 50mA@ 24V DC, Per EIA-448, Method 6
 Min Contact Rating, 10microamp@1V DC
 Initial Contact resistance, 50 milliohms max, Per EIA-364-23B, each position
 Insulation Resistance, 1000 Megohm min. Per EIA-364-21C each position
 Dielectric strength, 500 V AC for 1 minute, Per EIA-364-20B, Condition 1, each position.
 Life Expectancy, 100,000 cycles

Mechanical:
 Actuation force, SEE P/N TABLE
 Actuation Travel, .25 +/- .10 mm
 Life Expectancy, 100,000 cycles min (2 cycles per second and 150% actuation force), Per EIA-448 Methods 8 and 9
 Vibration, Per EIA 364-28D, Condition VII, Level E
 Mechanical Shock, Per EIA-364-27C, Condition A

Environmental:
 Operating Temperature, -35 to +85 degrees C, Per EIA-448, Method 10
 Storage Temperature, -35 to +85 degrees C
 Humidity and Temperature Cycling Per EIA-364-31B, Method III
 Thermal Shock, Per EIA-364-32C, -35 to +85 degrees C
 Solderability, Per EIA-364-52, Class 2, Category 1, Temp, 245 degrees C max, Time, 2.5 seconds max, 95% Minimum coverage
 Resistance to Solder Heat, Per 109-202, Condition B
 1. No change in initial electrical and mechanical characteristics

NOTES:

- ALL MATERIALS AND FINISHES SHALL COMPLY WITH EU DIRECTIVE 2002/95/EC OF 27JAN2003(ROHS).

	2.80[.110]	YELLOW	260±50 GF	FSMRACDAH	1825968-3
	2.80[.110]	BLACK	160±50 GF	FSMRACDAH	1825968-2
OBSELETE	2.40[.094]	BLUE	160±50 GF	FSMRACDH	1825968-1
	DIM L	ACTUATOR BUTTON COLOR	ACTUATION FORCE	ALCO PART NO.	TYCO PART NO.

RECOMMENDED HOLE LAYOUT
 TOLERANCE ±.002 UNLESS OTHERWISE NOTED

THIS DRAWING IS A CONTROLLED DOCUMENT.		DIN	BROWN	13FEB2007	TE Connectivity
DIMENSIONS: mm [INCHES]		CHK	M SARVER	13FEB2007	
TOLERANCES UNLESS OTHERWISE SPECIFIED:		APVD	M SARVER	13FEB2007	NAME
0 PLC	± -	PRODUCT SPEC		TACT SWITCH, R/A, SQUARE ACTUATOR, 6.0 mm, HIGH TEMP, FSMRACD	
1 PLC	± -	APPLICATION SPEC		SIZE	CAGE CODE
2 PLC	± 0.30[.012]	MATERIAL		WEIGHT	DRAWING NO
3 PLC	± -	FINISH		0.000000	A100779
4 PLC	± -	RESTRICTED TO		1825968	1825968
ANGLES	± -	CUSTOMER DRAWING		SCALE	10:1
		SHEET		1	1
		REV		B1	

Mouser Electronics

Authorized Distributor

Click to View Pricing, Inventory, Delivery & Lifecycle Information:

[TE Connectivity:](#)

[FSMRACDAH](#) [FSMRACDH](#)